

CIN: L72900741991PLC013074


# 7SEAS ENTERTAINMENT LIMITED

( Formerly known as 7Seas Technologies Limited )



Introductory sub-table (I)(a)

Name of the Company: 7Seas Entertainment Ltd				
Scrip Code, Name of the scrip, class of security: 590116,7SEAS, EQUITY				
Quarter ended: 30.06.2014				
<b>Partly paid-up shares:-</b>				
	No. of partly paid-up shares	As a % of total no. of partly paid-up shares	As a % of total no. of shares of the company	
Held by promoter/promoter group	0	0	0	0
Held by public	0	0	0	0
<b>Total</b>	<b>0</b>	<b>0</b>	<b>0</b>	<b>0</b>
<b>Outstanding convertible securities:-</b>				
	No. of outstanding securities	As a % of total no. of outstanding convertible securities	As a % of total no. of shares of the company, assuming full conversion of the convertible securities	
Held by promoter/promoter group	0	0	0	0
Held by public	0	0	0	0
<b>Total</b>	<b>0</b>	<b>0</b>	<b>0</b>	<b>0</b>
<b>Warrants:-</b>				
	No. of warrants	As a % of total no. of warrants	As a % of total no. of shares of the company, assuming full conversion of warrants	
Held by promoter/promoter group	175000	100	2.40	
Held by public	0	0	0	
<b>Total</b>	<b>0</b>	<b>0</b>	<b>0</b>	
<b>Total paid-up capital of the company, assuming full conversion of warrants and convertible securities</b>				<b>7285900</b>




CIN: L72900T41991PLC013074

## 7SEAS ENTERTAINMENT LIMITED

( Formerly known as 7Seas Technologies Limited )



Statement Showing Shareholding Pattern								
Category code	Category of Shareholder	Number of Shareholders	Table (I)(a)		Total shareholding as a percentage of total number of shares		Shares Pledged or otherwise encumbered	
			Total number of shares	Number of shares held in dematerialized form	As a percentage of (A+B) <sup>1</sup>	As a percentage of (A+B+C)	Number of shares	As a percentage
(I)	(II)	(III)	(IV)	(V)	(VI)	(VII)	(VIII)	(IX) = (VIII)/(IV)*100
<b>(A)</b>	<b>Shareholding of Promoter and</b>							
1	<b>Indian</b>							
(a)	Individuals/ Hindu Undivided Family	7	3479764	3479764	48.94	48.94	0	0.00
(b)	Central Government/ State Government(s)	0	0	0	0.00	0.00	0	0.00
(c)	Bodies Corporate	0	0	0	0.00	0.00	0	0.00
(d)	Financial Institutions/ Banks	0	0	0	0.00	0.00	0	0.00
(e)	Any Others(Specify)	0	0	0	0.00	0.00	0	0.00
	<b>Sub Total(A)(1)</b>	<b>7</b>	<b>3479764</b>	<b>3479764</b>	<b>48.94</b>	<b>48.94</b>	<b>0</b>	<b>0.00</b>
2	<b>Foreign</b>							
a	Individuals (Non-Residents Individuals/ Foreign Individuals)	0	0	0	0.00	0.00	0	0.00
b	Bodies Corporate	0	0	0	0.00	0.00	0	0.00
c	Institutions	0	0	0	0.00	0.00	0	0.00
d	Qualified Foreign Investor	0	0	0	0.00	0.00	0	0.00
e	Any Others(Specify)	0	0	0	0.00	0.00	0	0.00
	<b>Sub Total(A)(2)</b>	<b>0</b>	<b>0</b>	<b>0</b>	<b>0.00</b>	<b>0.00</b>	<b>0</b>	<b>0.00</b>
	<b>Total Shareholding of Promoter</b>	<b>7</b>	<b>3479764</b>	<b>3479764</b>	<b>48.94</b>	<b>48.94</b>	<b>0</b>	<b>0.00</b>
<b>(B)</b>	<b>Public shareholding</b>							
1	<b>Institutions</b>							
(a)	Mutual Funds/ UTI	0	0	0	0.00	0.00	0	0.00
(b)	Financial Institutions / Banks	0	0	0	0.00	0.00	0	0.00
(c)	Central Government/ State Government(s)	0	0	0	0.00	0.00	0	0.00
(d)	Venture Capital Funds	0	0	0	0.00	0.00	0	0.00
(e)	Insurance Companies	0	0	0	0.00	0.00	0	0.00
(f)	Foreign Institutional Investors	0	0	0	0.00	0.00	0	0.00
(g)	Foreign Venture Capital Investors	0	0	0	0.00	0.00	0	0.00
(h)	Qualified Foreign Investor	0	0	0	0.00	0.00	0	0.00
(i)	Any Other (specify)	0	0	0	0.00	0.00	0	0.00
	<b>Sub-Total (B)(1)</b>	<b>0</b>	<b>0</b>	<b>0</b>	<b>0.00</b>	<b>0.00</b>	<b>0</b>	<b>0.00</b>



CIN: L72900TG1991PLC013074

# 7SEAS ENTERTAINMENT LIMITED

( Formerly known as 7Seas Technologies Limited )



<b>B 2</b>	<b>Non-institutions</b>							
(a)	Bodies Corporate	31	29453	29453	0.41	0.41	0	0.00
(b)	Individuals							
I	Individuals -i. Individual shareholders holding nominal share capital up to Rs 1 lakh	1487	1039487	908585	14.62	14.62	0	0.00
II	ii. Individual shareholders holding nominal share capital in excess of Rs. 1 lakh.	60	2499212	2367112	35.15	35.15	0	0.00
(c)	Qualified Foreign Investor	0	0	0	0.00	0.00	0	0.00
(d)	Any Other (specify)							
(d-i)	Clearing Member	13	11477	11477	0.16	0.16	0	0.00
(d-ii)	Non Resident Individual	7	51507	3307	0.72	0.72	0	0.00
	<b>Sub-Total (B)(2)</b>	<b>1598</b>	<b>3631136</b>	<b>3319934</b>	<b>51.06</b>	<b>51.06</b>	<b>0</b>	<b>0.00</b>
(B)	<b>Total Public Shareholding (B)= (B)(1)+(B)(2)</b>	<b>1598</b>	<b>3631136</b>	<b>3319934</b>	<b>51.06</b>	<b>51.06</b>	<b>0</b>	<b>0.00</b>
	<b>TOTAL (A)+(B)</b>	<b>1605</b>	<b>7110900</b>	<b>6799698</b>	<b>100.00</b>	<b>100.00</b>	<b>0</b>	<b>0.00</b>
(C)	<b>Shares held by Custodians and against which Depository Receipts have been issued</b>							
1	Promoter and Promoter Group	0	0	0	0.00	0.00	0	0.00
2	Public	0	0	0	0.00	0.00	0	0
	<b>Sub-Total (C)</b>	<b>0</b>	<b>0</b>	<b>0</b>	<b>0.00</b>	<b>0.00</b>	<b>0</b>	<b>0</b>
	<b>GRAND TOTAL (A)+(B)+(C)</b>	<b>1605</b>	<b>7110900</b>	<b>6799698</b>	<b>100.00</b>	<b>100.00</b>	<b>0</b>	<b>0.00</b>



CIN: L72900TG1991PLC013074

# 7SEAS ENTERTAINMENT LIMITED


(Formerly known as 7Seas Technologies Limited)



**(I)(b) Statement showing holding of securities (including shares, warrants, convertible securities) of persons belonging to the category "Promoter and Promoter Group"**

Sr. No.	Name of the shareholder	Details of Shares held		Encumbered shares (*)			Details of warrants		Details of convertible securities		Total shares (including underlying shares assuming full conversion of warrants and convertible securities) as a % of diluted share capital
		Number of shares held	As a % of grand total (A)+(B)+(C)	No.	As a percentage	As a % of grand total (A)+(B)+(C) of sub-clause (I)(a)	Number of warrants held	As a % total number of warrants of the same class	Number of convertible securities held	As a % total number of convertible securities of the same class	
(i)	(ii)	(iii)	(iv)	(v)	(vi)=(v)/(iii)*100	(vii)	(viii)	(ix)	(x)	(xi)	(xii)
1	MARUTI SANKER LINGAMANENI	1515500	21.31	0	0.00	0.00	175000	100	0	0	23.20
2	LINGAMANENI HEMALATHA	370000	5.20	0	0.00	0.00	0	0	0	0	5.08
3	K KRISHNAM RAJU	80864	1.14	0	0.00	0.00	0	0	0	0	1.11
4	KALIDINDI SARADA VIJAYA KUMARI	783400	10.74	0	0.00	0.00	0	0	0	0	10.48
5	KOLLA NARASIMHARAO	200000	2.81	0	0.00	0.00	0	0	0	0	2.75
6	DEVABHAKTUNI V SAI PRASAD	150000	2.11	0	0.00	0.00	0	0	0	0	2.06
7	G NEELIMA	400000	5.63	0	0.00	0.00	0	0	0	0	5.49
	<b>TOTAL</b>	<b>3479764</b>	<b>48.94</b>	<b>0</b>	<b>0.00</b>	<b>0.00</b>	<b>175000</b>	<b>100</b>	<b>0</b>	<b>0</b>	<b>60.18</b>


(\*) The term "encumbrance" has the same meaning as assigned to it in regulation 28(3) of the SAST Regulations, 2011



CIN: L72900TG1991PLC013074

**7SEAS ENTERTAINMENT LIMITED****( Formerly known as 7Seas Technologies Limited )****(I)(c)(i) Statement showing holding of securities (including shares, warrants, convertible securities) of persons belonging to the category "Public" and holding more than 1% of the total number of shares**

Sr. No.	Name of the shareholder	Number of shares held	Shares as a percentage of total number of shares (i.e., Grand Total (A)+(B)+(C) indicated in Statement at para (I)(a) above)	Details of warrants		Details of convertible securities		Total shares (Including underlying shares assuming full conversion of warrants and convertible securities) as a % of diluted share capital
				Number of warrants held	As a % total number of warrants of the same class	Number of convertible securities held	% w.r.t total number of convertible securities of the same class	
1	P MADHAVI	75000	1.05	0	0	0	0	1.03
2	MEENU BHANSHALI	712597	10.02	0	0	0	0	9.78
3	PENUMETCHA KEERTHI	100000	1.41	0	0	0	0	1.37
4	PENUMETSA SWATHI	100000	1.41	0	0	0	0	1.37
5	CH SITA RAMU	149500	2.10	0	0	0	0	2.05
6	FRANCIS MICHEAL	87592	1.23	0	0	0	0	1.20
<b>TOTAL</b>		<b>1224689</b>	<b>17.22</b>	<b>0</b>	<b>0</b>	<b>0</b>	<b>0</b>	<b>16.81</b>




CIN: L72900TG1991PLC013074

**7SEAS ENTERTAINMENT LIMITED****( Formerly known as 7Seas Technologies Limited )**

**(I)(c)(ii) Statement showing holding of securities (including shares, warrants, convertible securities) of persons (together with PAC) belonging to the category "Public" and holding more than 5% of the total number of shares of the company**

Sr. No.	Name(s) of the shareholder(s) and the Persons Acting in Concert (PAC) with them	Number of shares	Shares as a percentage of total number of shares (i.e., Grand Total (A)+(B)+(C) indicated in Statement at para (I)(a) above}	Details of warrants		Details of convertible securities		Total shares (including underlying shares assuming full conversion of warrants and convertible securities) as a % of diluted share capital
				Number of warrants	As a % total number of warrants of the same class	Number of convertible securities held	% w.r.t total number of convertible securities of the same class	
1	MEENU BHANSHALI	712597	10.02	0	0	0	0	9.78
<b>TOTAL</b>		<b>712597</b>	<b>10.02</b>	<b>0</b>	<b>0</b>	<b>0</b>	<b>0</b>	<b>9.78</b>



CIN: L72900741991PLC013074


# 7SEAS ENTERTAINMENT LIMITED

( Formerly known as 7Seas Technologies Limited )



(I)(d) Statement showing details of locked-in shares

Sr. No.	Name of the shareholder	Number of locked-in shares	Locked-in shares as a percentage of total number of shares (i.e., Grand Total (A)+(B)+(C) indicated in Statement at para (I)(a) above)
1	KOLLA NARASIMHARAO	100000	1.41
2	MARUTI SANKER LINGAMANENI	475000	6.68
3	LINGAMANENI HEMALATHA	150000	2.11
	<b>TOTAL</b>	<b>725000</b>	<b>10.20</b>



CIN: L72900751991PLC013074

# 7SEAS ENTERTAINMENT LIMITED

( Formerly known as 7Seas Technologies Limited )



(II)(a) Statement showing details of Depository Receipts (DRs)

Sr. No.	Type of outstanding DR (ADRs, GDRs, SDRs, etc.)	Number of outstanding DRs	Number of shares underlying outstanding DRs	Shares underlying outstanding DRs as a percentage of total number of shares (i.e., Grand Total (A)+(B)+(C) Indicated in Statement at para (I)(a) above)
1	Nil	0	0	0.00
	<b>TOTAL</b>	<b>0</b>	<b>0</b>	<b>0.00</b>

(II)(b) Statement showing holding of Depository Receipts (DRs), where underlying shares held by "promoter/promoter group" are in excess of 1% of the total number of shares

Sr. No.	Name of the DR Holder	Type of outstanding DR (ADRs, GDRs, SDRs, etc.)	Number of shares underlying outstanding DRs	Shares underlying outstanding DRs as a percentage of total number of shares (i.e., Grand Total (A)+(B)+(C) Indicated in Statement at para (I)(a) above)
1	Nil		0	0.00
	<b>TOTAL</b>		<b>0</b>	<b>0.00</b>

