


Name of the Company :	ARSS INFRASTRUCTURE PROJECTS LTD		
Script Code, Name of the scrip, class of security :	5331633	Name of the Script	ARSSINFRA
Quarter ended :	30/06/2014		
Partly paid-up shares :-	No. of partly paid-up shares	As a % of total no. of partly paid-up shares	As a % of total no. of shares of the company
Held by promoter/ promoter group	0	0.00	0.00
Held by public	0	0.00	0.00
<b>Total (D)</b>	<b>0</b>	<b>0.00</b>	<b>0.00</b>
Outstanding convertible securities Compulsorily convertible preference shares	No. of outstanding securities	As a % of total no. of outstanding convertible securities	As a % of total no. of shares of the company, assuming full conversion of the convertible
Held by promoter/ promoter group	15,000,000	100.00	50.26
Held by public	0	0.00	0.00
<b>Total (E)</b>	<b>0</b>	<b>100.00</b>	<b>50.26</b>
Warrants	No. of Warrants	As a % of total no. of Warrants	As a % of total no. of shares of the company, assuming full conversion of warrants
Held by promoter/ promoter group	0	0.00	0.00
Held by public	0	0.00	0.00
<b>Total (F)</b>	<b>0</b>	<b>0.00</b>	<b>0.00</b>
<b>Total paid-up capital of the company, assuming full conversion of warrants convertible securities Total (A+B+C)+ D+E+F)</b>	<b>29,843,230</b>		<b>100.00</b>

For ARSS Infrastructure Projects Ltd.

  
Company Secretary

**ARSS INFRASTRUCTURE PROJECTS LIMITED**

**Table (I)(a) DISTRIBUTION OF SHAREHOLDING AS PER CLAUSE 35 OF THE LISTING AGREEMENT AS ON 30/06/2014**

Category Code	Category of Shareholder	Number of Shareholders	Total Number Of Shares	Number of Shares held in Dematerialised form	Total Shareholding as a percentage of total number of shares		Shares Pledged or otherwise encumbered	
					As a Percentage of (A+B)	As a Percentage of (A+B+C)	No. Of Shares	As a Percentage
(i)	(ii)	(iii)	(iv)	(v)	(vi)	(vii)	(viii)	(ix) = (viii)/(vi)*100
<b>(A) Shareholding of Promoter and Promoter Group2</b>								
<b>1. INDIAN</b>								
(a)	INDIVIDUAL / HUF	8	2799648	2799648	18.8614	18.8614	2646648	94.54
(b)	CENTRAL / STATE GOVERNMENT(S)	0	0	0	0.0000	0.0000	0	0.00
(c)	BODIES CORPORATE	0	0	0	0.0000	0.0000	0	0.00
(d)	FINANCIAL INSTITUTIONS / BANKS	0	0	0	0.0000	0.0000	0	0.00
(e)	ANY OTHERS (Specify)	0	0	0	0.0000	0.0000	0	0.00
(f)	GROUP COMPANIES	0	0	0	0.0000	0.0000	0	0.00
(g)	DIRECTORS / RELATIVES	0	0	0	0.0000	0.0000	0	0.00
<b>SUB TOTAL (A)(1) :</b>		<b>8</b>	<b>2799648</b>	<b>2799648</b>	<b>18.8614</b>	<b>18.8614</b>	<b>2646648</b>	<b>94.54</b>
<b>2. FOREIGN</b>								
(a)	BODIES CORPORATE	0	0	0	0.0000	0.0000	0	0.00
(b)	INDIVIDUAL (NRI/FOREIGN INDIVIDUAL)	0	0	0	0.0000	0.0000	0	0.00
(c)	INSTITUTIONS	0	0	0	0.0000	0.0000	0	0.00
(d)	QUALIFIED FOREIGN INVESTOR	0	0	0	0.0000	0.0000	0	0.00
(e)	ANY OTHERS (Specify)	0	0	0	0.0000	0.0000	0	0.00
<b>SUB TOTAL (A)(2) :</b>		<b>0</b>	<b>0</b>	<b>0</b>	<b>0.0000</b>	<b>0.0000</b>	<b>0</b>	<b>0.00</b>
<b>TOTAL HOLDINGS FOR PROMOTERS</b>		<b>8</b>	<b>2799648</b>	<b>2799648</b>	<b>18.8614</b>	<b>18.8614</b>	<b>2646648</b>	<b>94.54</b>
<b>(B) Public shareholding</b>								
<b>1. INSTITUTIONS</b>								
(a)	CENTRAL / STATE GOVERNMENT(S)	0	0	0	0.0000	0.0000	0	0.00
(b)	FINANCIAL INSTITUTIONS / BANKS	0	0	0	0.0000	0.0000	0	0.00
(c)	GROUP COMPANIES	0	0	0	0.0000	0.0000	0	0.00
(d)	FOREIGN FINANCIAL INSTITUTIONS / BANKS	0	0	0	0.0000	0.0000	0	0.00
(e)	MUTUAL FUNDS / UTI	0	0	0	0.0000	0.0000	0	0.00
(f)	VENTURE CAPITAL FUNDS	0	0	0	0.0000	0.0000	0	0.00
(g)	INSURANCE COMPANIES	0	0	0	0.0000	0.0000	0	0.00
(h)	FIS	2	8502	8502	0.0573	0.0573	0	0.00
(i)	FOREIGN VENTURE CAPITAL INVESTORS	0	0	0	0.0000	0.0000	0	0.00
(j)	QUALIFIED FOREIGN INVESTOR	0	0	0	0.0000	0.0000	0	0.00
(k)	ANY OTHERS (Specify)	0	0	0	0.0000	0.0000	0	0.00
<b>SUB TOTAL (B)(1) :</b>		<b>2</b>	<b>8502</b>	<b>8502</b>	<b>0.0573</b>	<b>0.0573</b>	<b>0</b>	<b>0.00</b>
<b>B 2. Non-institutions</b>								
(a)	BODIES CORPORATE	526	3178727	3178727	21.4153	21.4153	0	0.00
(b)	INDIVIDUAL	0	0	0	0.0000	0.0000	0	0.00
(i)	(CAPITAL UP TO Rs. 1 Lakh)	21184	6258079	6258079	42.1679	42.1679	0	0.00
(ii)	(CAPITAL GREATER THAN Rs. 1 Lakh)	63	1975879	1975879	13.3117	13.3117	0	0.00
(c)	ANY OTHERS (Specify)	0	0	0	0.0000	0.0000	0	0.00
(i)	TRUSTS	0	0	0	0.0000	0.0000	0	0.00
(ii)	CLEARING MEMBER	241	386181	386181	2.6017	2.6017	0	0.00
(iii)	NON RESIDENT INDIANS (NRI)	171	235214	235214	1.5847	1.5847	0	0.00
(iv)	DIRECTORS / RELATIVES	0	0	0	0.0000	0.0000	0	0.00
(v)	EMPLOYEE	0	0	0	0.0000	0.0000	0	0.00
(vi)	OVERSEAS BODIES CORPORATES	0	0	0	0.0000	0.0000	0	0.00
(d)	QUALIFIED FOREIGN INVESTOR	0	0	0	0.0000	0.0000	0	0.00
<b>SUB TOTAL (B)(2) :</b>		<b>22185</b>	<b>12035080</b>	<b>12021853</b>	<b>81.0813</b>	<b>81.0813</b>	<b>0</b>	<b>0.00</b>
<b>TOTAL HOLDINGS FOR PUBLIC</b>		<b>22187</b>	<b>12043582</b>	<b>12030355</b>	<b>81.1386</b>	<b>81.1386</b>	<b>0</b>	<b>0.00</b>
<b>Total (A) - (B) :</b>		<b>22195</b>	<b>14843230</b>	<b>14830003</b>	<b>100.0000</b>	<b>100.0000</b>	<b>2646648</b>	<b>17.83</b>
<b>(C) Shares held by Custodians and against which Depository Receipts have been issued</b>								
<b>SHARES HELD BY CUSTODIANS</b>								
(a)	SHARES HELD BY CUSTODIANS	0	0	0	0.0000	0.0000	0	0.00
(i)	Promoter and Promoter Group	0	0	0	0.0000	0.0000	0	0.00
(ii)	Public	0	0	0	0.0000	0.0000	0	0.00
<b>SUB TOTAL (C)(1) :</b>		<b>0</b>	<b>0</b>	<b>0</b>	<b>0.0000</b>	<b>0.0000</b>	<b>0</b>	<b>0.00</b>
<b>(C)-(C)(1)</b>		<b>0</b>	<b>0</b>	<b>0</b>	<b>0.0000</b>	<b>0.0000</b>	<b>0</b>	<b>0.00</b>
<b>Grand Total (A) + (B) + (C)</b>		<b>23041</b>	<b>14843230</b>	<b>14830003</b>	<b>100.0000</b>	<b>100.0000</b>	<b>2646648</b>	<b>17.83</b>

**For ARSS Infrastructure Projects Ltd.**

  
**Company Secretary**



Statement Showing Share Holding of Persons Belonging To The Category  
\* PROMOTERS AND PROMOTER GROUP \* (As on 30.06.2014)

Sr.No	Table (I)(b) Name of the Shareholder	Total shares held	Number of shares	As a % of grand total (A)+(B)-(C)	Shares pledged or otherwise encumbered			Details of warrants			Details of convertible securities			Total shares (including underlying shares assuming full conversion of warrants and convertible securities) as a % of diluted share capital
					Number of Share	As a percentage (A)-(D)+(E) of sub-class (IXa)	As a % of grand total (A)-(D)+(C) of sub-class (IXa)	Number of warrants held	As a % total number of warrants of the same class	Number of convertible securities held	As a % total number of convertible securities of the same class			
(I)	(II)	(III)	(IV)	(V)	(VI)-(V)/(II)	(VII)	(VIII)	(IX)	(X)	(XI)	(XII)			
1	SUBASH AGARWAL	1,173,500	7.91%	1,173,500	100.00%	7.91%	0	0	381,619	2.54%	5.21%			
2	MOHANLAL AGARWAL	761,750	5.13%	761,750	100.00%	5.13%	0	0	0	0.00%	2.55%			
3	RAJESH AGARWAL	356,000	2.40%	356,000	100.00%	2.40%	0	0	838,860	5.99%	4.00%			
4	SUNIL AGARWAL	65,398	0.44%	65,398	100.00%	0.44%	0	0	120,690	1.19%	0.82%			
5	ANIL AGARWAL	290,000	1.95%	290,000	100.00%	1.95%	0	0	178,640	0.80%	1.38%			
6	MEGHA SINGLA	75,000	0.51%	-	0.00%	0.00%	0	0	0	0.00%	0.25%			
7	SHILPA AGARWAL	75,000	0.51%	-	0.00%	0.00%	0	0	0	0.00%	0.25%			
8	RAMESH PRASAD AGARWAL	3,000	0.02%	-	0.00%	0.00%	0	0	0	0.00%	0.01%			
9	SIDHANT FINANCIAL SERVICES LTD	-	0.00%	-	0.00%	0.00%	0	0	12,450,000	83.00%	41.72%			
10	RAMPDULARI AGARWAL	-	0.00%	-	0.00%	0.00%	0	0	422,191	2.81%	1.41%			
11	SABITA AGARWAL	-	0.00%	-	0.00%	0.00%	0	0	152,000	1.01%	0.51%			
12	SANGITA AGARWAL	-	0.00%	-	0.00%	0.00%	0	0	152,000	1.01%	0.51%			
13	SANJU AGARWAL	-	0.00%	-	0.00%	0.00%	0	0	152,000	1.01%	0.51%			
14	SEENA AGARWAL	-	0.00%	-	0.00%	0.00%	0	0	152,000	1.01%	0.51%			
	TOTAL	2,799,648	18.86%	2,646,648	94.54%	17.83%	0	0	15,000,000	100.00%	59.64%			


**For ARSS Infrastructure Projects Ltd.**  
  
**Company Secretary**

ARSS INFRASTRUCTURE PROJECTS LIMITED

Statement Showing Share Holding of Persons Belonging To  
The Category "PUBLIC" And Holding More Than 1% Of The Total Number Of Shares (As on 30.06.2014)

Sr.No	Name of the shareholder	Shares	Shares as a percentage of total number of shares. [i.e, Grand Total (A) + (B)+(C) indicated in Statement at para (1) (a) above]	Details of warrants			Details of convertible securities			Total shares (including underlying shares assuming full conversion of warrants and convertible securities) as a % of diluted share capital
				Number of warrants held	As a % total number of warrants of the same class	Number of convertible securities held	As a % total number of convertible securities of the same class			
1	SATHYANMORTHI DEVARAJULU	540,000	3.64%	0	0	0	0	0	1.81%	
2	TAO BUILDERS AND DEVELOPERS PVT LTD	343,000	2.31%	0	0	0	0	0	1.15%	
3	SREI EQUIPMENTS FINANCE PRIVATE LIMITED)	315,000	2.12%	0	0	0	0	0	1.08%	
5	BOMBAY CABLE CO. PVT. LTD.	200,000	1.35%	0	0	0	0	0	0.67%	
	TOTAL	1,398,000	9.42%	0	0	0	0	0	4.68%	


For ARSS Infrastructure Projects Ltd.



Company Secretary

ARSS INFRASTRUCTURE PROJECTS LTD (AS ON -30/06/2014)				
Statement Showing details " LOCKED - IN - SHARES "				
Sr.No	Name of the shareholder	Shares	Category	%age
	NIL	NIL	NIL	
TOTAL				

**For ARSS Infrastructure Projects Ltd.**



**Company Secretary**

(1)(c)(ii) Statement showing holding of securities (including shares, warrants, convertible securities) of persons (together with PAC) belonging to the category "Public" and holding more than 5% of the total number of shares of the company (As on 30.06.2014)

SR NO	Name of the shareholder	Number of shares	Shares as a percentage of total number of shares {i.e. Grand Total (A)+(B)+(C) indicated in Statement at para (1)(a) above}	Details of warrants (Number of warrants held)	As a % total number of warrants of the same class	Details of convertible securities (Number of convertible securities held)	% w.r.t. total number of convertible securities of the same class	Total shares (including underlying shares assuming full conversion of warrants and convertible securities) as a % of diluted share capital
1		0	0	0	0	0	0	0
	TOTAL	0	0	0	0	0	0	0

**For ARSS Infrastructure Projects Ltd.**  
  
**Company Secretary**

Statement Showing "GDR Shares"

(II)(a) Statement Showing Details of Depository Receipts(DRs)

ARSS INFRASTRUCTURE PROJECTS LIMITED (AS ON 30.06.2014)

Sl.No.	Type of Outstanding DR (ADRs,GDRs,SDRs etc.)	No of Outstanding DRs.	No of Shares underlying outstanding DRs.	Shares underlying outstanding DRs as a Percentage of total number of shares (i.e Total (A) + (B) + (C) Indicated in statement at para (I) (a) above)
1	GDRs			
TOTAL :				

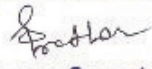
For ARSS Infrastructure Projects Ltd.  
  
 Company Secretary

(II)(b) Statement showing Holding of Depository Receipts (DRs) where underlying shares are in excess of 1% of the total number of shares.

ARSS INFRASTRUCTURE PROJECTS LIMITED (AS ON 30.06.2014)

Sr.No.	Type of Outstanding DR (ADRs,GDRs,SDRs etc.)	No.of Shares underlying outstanding DRs.	Shares underlying outstanding DRs.as a Percentage of total number of shares (i.e Total (A)+(B)+(C) Indicated in Statement at Para (I) (a) above)
1			
TOTAL			

**For ARSS Infrastructure Projects Ltd.**

  
**Company Secretary**