


Introductory sub-table (I)(a)

Name of the Company: Agri-Tech (India) Limited			
Scrip Code, Name of the scrip, class of security: 537292 AGRITECH			
Quarter ended: 30/06/2014			
Partly paid-up shares:-			
	No. of partly paid-up shares	As a % of total no. of partly paid-up shares	As a % of total no. of shares of the company
Held by promoter/promoter group	0	#DIV/0!	0
Held by public	0	#DIV/0!	0
Total	0	#DIV/0!	0
Outstanding convertible securities:-			
	No. of outstanding securities	As a % of total no. of outstanding convertible securities	As a % of total no. of shares of the company, assuming full conversion of the convertible securities
Held by promoter/promoter group	0	#DIV/0!	0
Held by public	0	#DIV/0!	0
Total	0	#DIV/0!	0
Warrants:-			
	No. of warrants	As a % of total no. of warrants	As a % of total no. of shares of the company, assuming full conversion of warrants
Held by promoter/promoter group	0	#DIV/0!	0
Held by public	0	#DIV/0!	0
Total	0	#DIV/0!	0
Total paid-up capital of the company, assuming full conversion of warrants and convertible securities			
	5940000	100	100

AGRI TECH (INDIA) LTD.



AUTHORISED SIGNATORY


Statement Showing Shareholding Pattern									
Category code	Category of Shareholder	Table (I)(a)				Total shareholding as a percentage of total number of shares		Shares Pledged or otherwise encumbered	
		Number of Shareholders	Total number of shares	Number of shares held in dematerialized form	As a percentage of (A+B) ¹	As a percentage of (A+B+C)	Number of shares	As a percentage	
		(III)	(IV)	(V)	(VI)	(VII)	(VIII)	(IX) = (VIII)/(IV)*100	
(A)	Shareholding of Promoter and Promoter Group								
1	Indian								
(a)	Individuals/ Hindu Undivided Family	8	459	0	0.01	0.01	0	0.00	
(b)	Central Government/ State Government(s)	0	0	0	0.00	0.00	0	#DIV/0!	
(c)	Bodies Corporate	21	2779450	1949292	46.79	46.79	0	0.00	
(d)	Financial Institutions/ Banks	0	0	0	0.00	0.00	0	#DIV/0!	
(e)	Any Others(Specific)	0	0	0	0.00	0.00	0	#DIV/0!	
(e-i)					0.00	0.00	0	#DIV/0!	
(e-ii)					0.00	0.00	0	#DIV/0!	
	Sub Total(A)(1)	29	2779909	1949292	46.80	46.80	0	0.00	
2	Foreign								
a	Individuals (Non-Residents Individuals/ Foreign Individuals)	0	0	0	0.00	0.00	0	#DIV/0!	
b	Bodies Corporate	0	0	0	0.00	0.00	0	#DIV/0!	
c	Institutions	0	0	0	0.00	0.00	0	#DIV/0!	
d	Qualified Foreign Investor	0	0	0	0.00	0.00	0	#DIV/0!	
e	Any Others(Specific)	0	0	0	0.00	0.00	0	#DIV/0!	
e-i					0.00	0.00	0	#DIV/0!	
e-ii					0.00	0.00	0	#DIV/0!	
	Sub Total(A)(2)	0	0	0	0.00	0.00	0	#DIV/0!	
	Total Shareholding of Promoter and Promoter Group (A)= (A)(1)+(A)(2)	29	2779909	1949292	46.80	46.80	0	0.00	
(B)	Public shareholding								
1	Institutions						NA	NA	
(a)	Mutual Funds/ UTI	10	2000	240	0.03	0.03	NA	NA	
(b)	Financial Institutions/ Banks	5	36720	36700	0.62	0.62			
(c)	Central Government/ State Government(s)	0	0	0	0.00	0.00			
(d)	Venture Capital Funds	0	0	0	0.00	0.00			
(e)	Insurance Companies	0	0	0	0.00	0.00			
(f)	Foreign Institutional Investors	1	500	0	0.01	0.01			
(g)	Foreign Venture Capital Investors	0	0	0	0.00	0.00			
(h)	Qualified Foreign Investor	0	0	0	0.00	0.00			
(i)	Any Other (specific)				0.00	0.00			
(i-i)	Overseas Bodies Corporate	1	800	800	0.01	0.01			
(i-ii)									
	Sub-Total (B)(1)	17	40020	3740	0.67	0.67			
B 2	Non-institutions						NA	NA	
(a)	Bodies Corporate	730	467385	457985	7.87	7.87			
(b)	Individuals								
I	Individuals -i. Individual shareholders holding nominal share capital up to Rs 1 lakh	29147	2300657	1509182	38.73	38.73			
II	ii. Individual shareholders holding nominal share capital in excess of Rs. 1 lakh.	10	288889	278395	4.86	4.86			
(c)	Qualified Foreign Investor	0	0	0	0.00	0.00			
(d)	Any Other (specific)				0.00	0.00			
(d-i)	NRI	221	35404	21244	0.60	0.60			
(d-ii)	Clearing Members	39	27736	27736	0.47	0.47			
	Sub-Total (B)(2)	30147	3120071	2294542	52.53	52.53			
(B)	Total Public Shareholding (B)= (B)(1)+(B)(2)	30164	3160091	2332282	53.20	53.20	NA	NA	
	TOTAL (A)+(B)	30193	5940000	4281574	100.00	100.00	0	0.00	
(C)	Shares held by Custodians and against which Depository Receipts have been issued								
1	Promoter and Promoter Group	0	0	0	0.00	0.00	NA	NA	
2	Public	0	0	0	0.00	0.00		#DIV/0!	
	Sub-Total (C)	0	0	0	0	0	0		
	GRAND TOTAL (A)+(B)+(C)	30193	5940000	4281574	100.00	100.00	0	0.00	

AGRI TECH (INDIA) LTD.


AUTHORISED SIGNATORY

Sr.No	Notes
1	
2	
3	
4	
5	
6	
7	
8	
9	

AGRI TECH (INDIA) LTD.




AUTHORISED SIGNATORY

(I)(b) Statement showing holding of securities (including shares, warrants, convertible securities) of persons belonging to the category "Promoter and Promoter Group"

Sr. No.	Name of the shareholder	Details of Shares held		Encumbered shares (*)			Details of warrants		Details of convertible securities		Total shares (including underlying shares assuming full conversion of warrants and convertible securities) as a % of diluted share capital
		Number of shares held	As a % of grand total (A)+(B)+(C)	No.	As a percentage	As a % of grand total (A)+(B)+(C) of sub-clause (I)(a)	Number of warrants held	As a % total number of warrants of the same class	Number of convertible securities held	As a % total number of convertible securities of the same class	
(i)	(ii)	(iii)	(iv)	(v)	(vi)=(v)/(iii)*100	(vii)	(viii)	(ix)	(x)	(xi)	(xii)
1	Nath Royal Ltd	1303087	21.94	0	0.00	0.00	0	#DIV/0!	0	#DIV/0!	21.94
2	Barkha Farms Pvt Ltd	337000	5.67	0	0.00	0.00	0	#DIV/0!	0	#DIV/0!	5.67
3	Nath Securities Ltd	327000	5.51	0	0.00	0.00	0	#DIV/0!	0	#DIV/0!	5.51
4	Ferry Fax Farms Pvt Ltd	320000	5.39	0	0.00	0.00	0	#DIV/0!	0	#DIV/0!	5.39
5	Nath Pulp & Paper Mills Ltd	131663	2.22	0	0.00	0.00	0	#DIV/0!	0	#DIV/0!	2.22
6	Nath Biotechnologies Ltd	92000	1.55	0	0.00	0.00	0	#DIV/0!	0	#DIV/0!	1.55
7	Nath Securities Ltd (AFG)	51000	0.86	0	0.00	0.00	0	#DIV/0!	0	#DIV/0!	0.86
8	Prabha farms Pvt Ltd.	49812	0.84	0	0.00	0.00	0	#DIV/0!	0	#DIV/0!	0.84
9	Tingli Finvest Pvt Ltd	40420	0.68	0	0.00	0.00	0	#DIV/0!	0	#DIV/0!	0.68
10	Nath Securities Ltd	35120	0.59	0	0.00	0.00	0	#DIV/0!	0	#DIV/0!	0.59
11	Nath Royal Ltd (MSFC)	29600	0.50	0	0.00	0.00	0	#DIV/0!	0	#DIV/0!	0.50
12	Tingli Finvest Pvt Ltd	18524	0.31	0	0.00	0.00	0	#DIV/0!	0	#DIV/0!	0.31
13	Akash Farms Pvt. Ltd.	15930	0.27	0	0.00	0.00	0	#DIV/0!	0	#DIV/0!	0.27
14	Nath Holding & Inv Pvt Ltd	13180	0.22	0	0.00	0.00	0	#DIV/0!	0	#DIV/0!	0.22
15	Nath Capital & Financial Services	10896	0.18	0	0.00	0.00	0	#DIV/0!	0	#DIV/0!	0.18
16	Jeevan Investments Pvt. Ltd.	2740	0.05	0	0.00	0.00	0	#DIV/0!	0	#DIV/0!	0.05
17	Nath Holding & Inv Pvt Ltd	720	0.01	0	0.00	0.00	0	#DIV/0!	0	#DIV/0!	0.01
18	Paresh Farms Pvt. Ltd.	340	0.01	0	0.00	0.00	0	#DIV/0!	0	#DIV/0!	0.01
19	Jeevan Investments Pvt. Ltd.	199	0.00	0	0.00	0.00	0	#DIV/0!	0	#DIV/0!	0.00
20	Nath Holding & Inv Pvt Ltd	179	0.00	0	0.00	0.00	0	#DIV/0!	0	#DIV/0!	0.00
21	Prabha Farms Pvt. Ltd.	40	0.00	0	0.00	0.00	0	#DIV/0!	0	#DIV/0!	0.00
22	J N Kagliwal	266	0.00	0	0.00	0.00	0	#DIV/0!	0	#DIV/0!	0.00
23	N L Kagliwal	133	0.00	0	0.00	0.00	0	#DIV/0!	0	#DIV/0!	0.00
24	Jeevanlata Kagliwal	10	0.00	0	0.00	0.00	0	#DIV/0!	0	#DIV/0!	0.00
25	Satish Kagliwal	10	0.00	0	0.00	0.00	0	#DIV/0!	0	#DIV/0!	0.00
26	Sunil Dixit	10	0.00	0	0.00	0.00	0	#DIV/0!	0	#DIV/0!	0.00
27	Nandkishor Kagliwal	10	0.00	0	0.00	0.00	0	#DIV/0!	0	#DIV/0!	0.00
28	Shrirang Agrawal	10	0.00	0	0.00	0.00	0	#DIV/0!	0	#DIV/0!	0.00
29	Kashinath Iyer	10	0.00	0	0.00	0.00	0	#DIV/0!	0	#DIV/0!	0.00
TOTAL		2779909	46.80	0	0.00	0.00	0	#DIV/0!	0	#DIV/0!	46.80

(*) The term "encumbrance" has the same meaning as assigned to it in regulation 28(3) of the SAST Regulations, 2011

AGRI TECH (INDIA) LTD.


AUTHORISED SIGNATORY

(I)(c)(ii) Statement showing holding of securities (including shares, warrants, convertible securities) of persons (together with PAC) belonging to the category "Public" and holding more than 5% of the total number of shares of the company

Sr. No.	Name(s) of the shareholder(s) and the Persons Acting in Concert (PAC) with them	Number of shares	Shares as a percentage of total number of shares {i.e., Grand Total (A)+(B)+(C) indicated in Statement at para (I)(a) above}	Details of warrants		Details of convertible securities		Total shares (including underlying shares assuming full conversion of warrants and convertible securities) as a % of diluted share capital
				Number of warrants	As a % total number of warrants of the same class	Number of convertible securities held	% w.r.t total number of convertible securities of the same class	
1		0	0.00		#DIV/0!		#DIV/0!	
2			0.00		#DIV/0!		#DIV/0!	
3			0.00		#DIV/0!		#DIV/0!	
4			0.00		#DIV/0!		#DIV/0!	
5			0.00		#DIV/0!		#DIV/0!	
6			0.00		#DIV/0!		#DIV/0!	
7			0.00		#DIV/0!		#DIV/0!	
8			0.00		#DIV/0!		#DIV/0!	
9			0.00		#DIV/0!		#DIV/0!	
10			0.00		#DIV/0!		#DIV/0!	
TOTAL		0	0.00	0	#DIV/0!	0	#DIV/0!	0

AGRI TECH (INDIA) LTD.




AUTHORISED SIGNATORY

(II)(a) Statement showing details of Depository Receipts (DRs)

Sr. No.	Type of outstanding DR (ADRs, GDRs, SDRs, etc.)	Number of outstanding DRs	Number of shares underlying outstanding DRs	Shares underlying outstanding DRs as a percentage of total number of shares {i.e., Grand Total (A)+(B)+(C) indicated in Statement at para (I)(a) above}
1				0.00
2				0.00
3				0.00
4				0.00
5				0.00
6				0.00
7				0.00
8				0.00
9				0.00
TOTAL		0	0	0.00

AGRI TECH (INDIA) LTD.


AUTHORISED SIGNATORY

