

(I)(a) Statement showing Shareholding Pattern

| | |
|--|------------------------|
| Name of the Company | : Alembic Ltd |
| Scrip Code, Name of the Scrip, Class of security | : 506235 ALEMBICLTD EQ |
| As on | : 30-6-2014 |

| Partly paid-up shares:- | No. of Partly paid-up shares | As a % of total no. of partly paid-up shares | As a % of total no. of Shares of the Company |
|---|-------------------------------|---|--|
| Held by promoter/Promoter group | Nil | Nil | Nil |
| Held by Public | Nil | Nil | Nil |
| Total | Nil | Nil | Nil |
| Outstanding convertible securities:- | No. of Outstanding securities | As a % of total no. of outstanding securities | As a % of total no. of shares of the Company, assuming full conversion of the convertible securities |
| Held by promoter/Promoter group | Nil | Nil | Nil |
| Held by Public | Nil | Nil | Nil |
| Total | Nil | Nil | Nil |
| Warrants:- | No. of warrants | As a % of total no. of warrants | As a % of total no. of shares of the Company, assuming full conversion of the warrants |
| Held by promoter/Promoter group | Nil | Nil | Nil |
| Held by Public | Nil | Nil | Nil |
| Total | Nil | Nil | Nil |
| Total paid-up capital of the Company assuming full conversion of warrants and convertible securities | 267031828 | 0.00 | 100.00 |




Cont (I)(a) Statement showing Shareholding Pattern

| Category | Category of Shareholder | Number of Shareholders | Total Number of Shares | Number of Shares held in dematerialised form | Total Shareholding as a percentage of total number of shares | | Shares pledged or otherwise encumbered | |
|------------|--|------------------------|------------------------|--|--|----------------------------|--|----------------------|
| | | | | | As a percentage of (A+B) | As a percentage of (A+B+C) | No. of shares | As a % |
| (I) | (II) | (III) | (IV) | (V) | (VI) | (VII) | (VIII) | (IX)=(VIII)/(IV)*100 |
| (A) | Shareholding of Promoter and Promoter Group | | | | | | | |
| (1) | Indian | | | | | | | |
| (a) | Individuals / Hindu Undivided Family | 21 | 26804860 | 26804860 | 10.04 | 10.04 | - | - |
| (b) | Central Government / State Government | - | - | - | - | - | - | - |
| (c) | Bodies Corporate | 11 | 144043144 | 144043144 | 53.94 | 53.94 | - | - |
| (d) | Financial Institutions / Banks | - | - | - | - | - | - | - |
| (e) | Any other (specify) | - | - | - | - | - | - | - |
| | Sub-Total (A)(1) | 32 | 170848004 | 170848004 | 63.98 | 63.98 | - | - |
| (2) | Foreign | | | | | | | |
| (a) | Individuals (Non-Resident Individuals / Foreign Individuals) | - | - | - | - | - | - | - |
| (b) | Bodies Corporate | - | - | - | - | - | - | - |
| (c) | Institutions | - | - | - | - | - | - | - |
| (d) | Any other (specify) | - | - | - | - | - | - | - |
| | Sub-Total (A)(2) | - | - | - | - | - | - | - |
| | Total Shareholding of Promoter and Promoter Group (A) = (A)(1)+(A)(2) | 32 | 170848004 | 170848004 | 63.98 | 63.98 | - | - |
| (B) | Public Shareholding | | | | | | | |
| (1) | Institutions | | | | | | | |
| (a) | Mutual Funds / UTI | - | - | - | - | - | - | - |
| (b) | Financial Institutions/Banks | 15 | 583137 | 552937 | 0.22 | 0.22 | - | - |
| (c) | Central Government/State Government(s) | - | - | - | - | - | - | - |
| (d) | Venture Capital Funds | - | - | - | - | - | - | - |
| (e) | Insurance Companies | - | - | - | - | - | - | - |
| (f) | Foreign Institutional Investors | 4 | 22472286 | 22472286 | 8.42 | 8.42 | - | - |
| (g) | Foreign Venture Capital Investors | - | - | - | - | - | - | - |
| (h) | Any other -OBC | 1 | 1500 | - | 0.00 | 0.00 | - | - |
| (h-i) | Employee welfare fund | 1 | 5700 | - | 0.00 | 0.00 | - | - |
| (h-ii) | Qualified Foreign Investor-Ind | - | - | - | 0.00 | 0.00 | - | - |
| (h-iii) | Qualified Foreign Investor-Corp | - | - | - | 0.00 | 0.00 | - | - |
| | Sub-Total (B)(1) | 21 | 23062623 | 23025223 | 8.64 | 8.64 | - | - |




| Category | Category of Shareholder | Number of Shareholders | Total Number of Shares | Number of Shares held in dematerialised form | Total Shareholding as a percentage of total number of shares | | Shares pledged or otherwise encumbered | |
|----------|--|------------------------|------------------------|--|--|-------------------------------------|--|------------------------------|
| | | | | | As a percentage of (A+B) (VI) | As a percentage of (A+B+C) (VII) | No. of shares (VIII) | As a % (IX)=(VIII/IV)*100 |
| (I) | (II) | (III) | (IV) | (V) | (VI) | (VII) | (VIII) | (IX) |
| (2) | Non-Institutions | | | | | | NA | NA |
| (a) | Bodies Corporate | 605 | 8694826 | 8646326 | 3.26 | 6.51 | - | - |
| (b) | Individuals | - | - | - | - | - | - | - |
| | i. Individual shareholders holding nominal share capital up to Rs. 1 lakhs | 48202 | 47818425 | 38138260 | 17.91 | 35.81 | - | - |
| | ii. Individual shareholders holding nominal share capital in excess of Rs. 1 lakhs | 76 | 13562572 | 13422472 | 5.08 | 10.16 | - | - |
| (c) | Any other (specify) | - | - | - | - | - | - | - |
| | i. Clearing Member | 313 | 2115926 | 2115926 | 0.79 | 1.58 | - | - |
| | ii. Non-Resident Indians (NRI) - Repat. | 249 | 661599 | 661599 | 0.25 | 0.50 | - | - |
| | iii. Non-Resident Indians (NRI) Non-Repat. | 129 | 250793 | 204443 | 0.09 | 0.19 | - | - |
| | iii. Trusts | 6 | 17060 | 17060 | 0.01 | 0.01 | - | - |
| | Sub-Total (B)(2) | 49580 | 73121201 | 63206086 | 27.38 | 27.38 | - | - |
| | Total Public Shareholding (B) = (B)(1)+(B)(2) | 49601 | 96183824 | 86231309 | 36.02 | 36.02 | - | - |
| | TOTAL (A) + (B) | 49633 | 267031828 | 257079313 | 100.00 | 100.00 | - | - |
| (C) | Shareholding held by Custodians and against which Depository Receipts have been issued | - | - | - | - | - | - | - |
| | GRAND TOTAL (A) + (B) + (C) | 49633 | 267031828 | 257079313 | 100.00 | 100.00 | - | - |



(I) (b) Statement showing Shareholding of persons belonging to the category 'Promoter & Promoter Group'

| Sr. No. | Name of the Shareholder | Total shares held | | Shares pledged or otherwise encumbered | | | Details of Warrants | | Details of Convertible Securities | | Total Shares (including underlying shares assuming full conversion of warrants & convertible securities) as % of diluted share capital |
|---------|---------------------------|-------------------|-------------------------------|--|---|--|---------------------|---|-----------------------------------|---|--|
| | | Number of Shares | As a % of Grand Total (A+B+C) | Number | As a percentage (VI) = $\frac{V}{(III) \times 100}$ | As a % of Grand Total (A+B+C) of sub-clause (I)(a) | Number of Warrants | As a percentage of total warrants of the same class | Number of Convertible Securities | As a percentage of total convertible securities of the same class | |
| (i) | (ii) | (iii) | (iv) | (v) | (vi) = $\frac{V}{(III) \times 100}$ | (vii) | (viii) | (ix) | (x) | (xi) | (xii) |
| 1 | SHRENO LTD | 36737560 | 13.76 | 0.00 | 0.00 | 0 | - | - | - | - | - |
| 2 | WHITEFIELD CHEMTECH P LTD | 36570460 | 13.70 | 0.00 | 0.00 | 0 | - | - | - | - | - |
| 3 | SIERRA INVESTMENTS LTD | 33584140 | 12.58 | 0.00 | 0.00 | 0 | - | - | - | - | - |
| 4 | NIRAYU PVT LTD | 33798274 | 12.66 | 0.00 | 0.00 | 0 | - | - | - | - | - |
| 5 | CHIRAYU R AMIN | 6486030 | 2.43 | 0.00 | 0.00 | 0 | - | - | - | - | - |
| 6 | MALIKA C AMIN | 5824620 | 2.18 | 0.00 | 0.00 | 0 | - | - | - | - | - |
| 7 | YERA RAMANBHAI AMIN | 2161830 | 0.81 | 0.00 | 0.00 | 0 | - | - | - | - | - |
| 8 | CHIRAYU R AMIN | 2146500 | 0.80 | 0.00 | 0.00 | 0 | - | - | - | - | - |
| 9 | PRANAV C AMIN | 2019600 | 0.76 | 0.00 | 0.00 | 0 | - | - | - | - | - |
| 10 | UDIT C AMIN | 2013960 | 0.75 | 0.00 | 0.00 | 0 | - | - | - | - | - |
| 11 | VIDYANIDHI TRUST | 1619100 | 0.61 | 0.00 | 0.00 | 0 | - | - | - | - | - |
| 12 | NINCHAKA A KOTHARI | 1265800 | 0.47 | 0.00 | 0.00 | 0 | - | - | - | - | - |
| 13 | SHAUNAK C AMIN | 1229880 | 0.46 | 0.00 | 0.00 | 0 | - | - | - | - | - |
| 14 | SHAUNAK C AMIN | 784080 | 0.29 | 0.00 | 0.00 | 0 | - | - | - | - | - |
| 15 | SIERRA INVESTMENTS LTD | 751200 | 0.28 | 0.00 | 0.00 | 0 | - | - | - | - | - |
| 16 | SHREYA RUPENDRA MUKHERJEE | 679720 | 0.25 | 0.00 | 0.00 | 0 | - | - | - | - | - |
| 17 | AROGYAVARDHINI SOCIETY | 561900 | 0.21 | 0.00 | 0.00 | 0 | - | - | - | - | - |
| 18 | CHIRAYU R AMIN | 410400 | 0.15 | 0.00 | 0.00 | 0 | - | - | - | - | - |
| 19 | ANUP N KOTHARI | 380000 | 0.14 | 0.00 | 0.00 | 0 | - | - | - | - | - |
| 20 | JYOTI S PATEL | 327600 | 0.12 | 0.00 | 0.00 | 0 | - | - | - | - | - |
| 21 | JYOTI S PATEL | 324000 | 0.12 | 0.00 | 0.00 | 0 | - | - | - | - | - |
| 22 | JYOTI S PATEL | 324000 | 0.12 | 0.00 | 0.00 | 0 | - | - | - | - | - |
| 23 | UTKARSH VIDYAKENDRA | 292500 | 0.11 | 0.00 | 0.00 | 0 | - | - | - | - | - |
| 24 | MALIKA C AMIN | 161640 | 0.06 | 0.00 | 0.00 | 0 | - | - | - | - | - |
| 25 | UJJWAL VIDYALAYA | 124500 | 0.05 | 0.00 | 0.00 | 0 | - | - | - | - | - |
| 26 | NAINTARA SHAUNAK AMIN | 60000 | 0.02 | 0.00 | 0.00 | 0 | - | - | - | - | - |
| 27 | SAMIRA PRANAV AMIN | 60000 | 0.02 | 0.00 | 0.00 | 0 | - | - | - | - | - |
| 28 | RANVIR P AMIN | 60000 | 0.02 | 0.00 | 0.00 | 0 | - | - | - | - | - |
| 29 | INAAYA S AMIN | 60000 | 0.02 | 0.00 | 0.00 | 0 | - | - | - | - | - |
| 30 | MALIKA C AMIN | 25200 | 0.01 | 0.00 | 0.00 | 0 | - | - | - | - | - |
| 31 | VIRAMYA PACKLIGHT LTD | 1800 | 0.00 | 0.00 | 0.00 | 0 | - | - | - | - | - |
| 32 | PAUSHAK LTD. | 1710 | 0.00 | 0.00 | 0.00 | 0 | - | - | - | - | - |
| | Total | 170848004 | 63.98 | 0.00 | 0.00 | 0 | - | - | - | - | - |

Note: Name of some shareholders are repeated as they are holding shares in different folios / demat accounts due to their different joint holdings.



Contd..

(I) (c) (i) Statement showing Shareholding of persons belonging to the category "Public" and holding more than 1% of the total number of shares


| Sr. No. | Name of the Shareholder | Number of Shares | Shares as a percentage of total number of Shares [i.e. (A)+(B)+(C)] | Details of Warrants | | Details of Convertible | | Total Shares (Including underlying) |
|---------|--------------------------------|------------------|---|---------------------|-----------------|------------------------|-----------------|-------------------------------------|
| | | | | Number of Warrants | As a percentage | Number of | As a percentage | |
| 1 | LOTUS GLOBAL INVESTMENT LTD | 12015540 | 4.50 | - | - | - | - | - |
| 2 | ELARA INDIA OPPORTUNITIES FUND | 10451746 | 3.91 | - | - | - | - | - |
| | TOTAL | 22467286 | 8.41 | - | - | - | - | - |

(I) (c) (ii) Statement showing holding of securities (including shares, warrants, convertible securities) of persons (together with PAC) belonging to the category "public" and holding more than 5% of the total number of shares of the Company

| Sr. No. | Name of the Shareholder | Number of Shares | Shares as a percentage of total number of Shares [i.e. Grand Total (A) + (B)+(C) indicated in Statement at para (I)(a) above] | Details of Warrants | | Details of Convertible | | Total Shares (Including underlying shares assuming full conversion of warrants & convertible securities) as % of diluted share capital |
|---------|-------------------------|------------------|---|---------------------|---|----------------------------------|---|--|
| | | | | Number of Warrants | As a percentage of total number of warrants of the same class | Number of Convertible Securities | As a percentage of total number of convertible securities of the same class | |
| | Total | - | - | - | - | - | - | - |

(I) (d) Statement Showing details of Locked-in shares

| Sr. No. | Name of the Shareholder | Number of Locked-in Shares | Shares as a percentage of total number of Shares [i.e. Grand Total (A) + (B)+(C) indicated in Statement at para (I)(a) above] |
|---------|-------------------------|----------------------------|---|
| | NIL | - | - |
| | Total | - | - |



Contd..

(II) (a) Statement showing details of Depository Receipts (DRs)

| Sr. No. | Type of outstanding DR (ADRs, GDR, SDRs, etc.) | Number of outstanding DRs | Number of shares underlying outstanding DRs | Shares underlying outstanding DRs as a percentage of total number of shares [i.e., Grand Total (A)+(B)+(C) indicated in Statement at para (I)(a) above] |
|---------|--|---------------------------|---|---|
| | Nil | | Nil | Nil |
| | TOTAL | | | |

(II) (b) Statement showing Holding of Depository Receipts (DRs), where underlying shares held by promoter/ promoter group are in excess of 1% of the total number of shares

| Sr. No. | Name of the DR Holder | Type of outstanding DR (ADRs, GDRs, SDRs, etc.) | Number of shares underlying outstanding DRs | Shares underlying outstanding DRs as a percentage of total number of shares [i.e., Grand Total (A)+(B)+(C) indicated in Statement at para (I)(a) above] |
|---------|-----------------------|---|---|---|
| | NIL | | - | - |
| | Total | | - | - |

For Alembic Limited



Chirag K. Shukla
Company Secretary

