




Introductory sub-table (I)(a)


Name of the Company: THE ANDHRA PETROCHEMICALS LIMITED			
Scrip Code, Name of the scrip, class of security: 500012, Andhra Petro, Equity			
Quarter ended: 30.6.2014			
Partly paid-up shares:-	No. of partly paid-up shares	As a % of total no. of partly paid-up shares	As a % of total no. of shares of the company
	Held by promoter/promoter group	#DIV/0!	0
	Held by public	#DIV/0!	0
	Total	0	0
AS a % of total no. of shares of the company, assuming full conversion of the convertible securities			
Outstanding convertible securities:- No. of outstanding securities	As a % of total no. of outstanding convertible securities		
	Held by promoter/promoter group	#DIV/0!	0
	Held by public	#DIV/0!	0
	Total	0	0
AS a % of total no. of shares of the company, assuming full conversion of warrants			
Warrants:-	No. of warrants	As a % of total no. of warrants	As a % of total no. of shares of the company, assuming full conversion of warrants
	Held by promoter/promoter group	#DIV/0!	0
	Held by public	#DIV/0!	0
	Total	0	0
Total paid-up capital of the company, assuming full conversion of warrants and convertible securities			
		84971600	100

Statement Showing Shareholding Pattern

Category code	Category of Shareholder	Number of Shareholders	Total number of shares	Number of shares held in dematerialized form	Total shareholding as a percentage of total number of shares		Shares Pledged or otherwise encumbered	As a percentage
					As a percentage of (A+B) ¹	As a percentage of (A+B+C)		
(I)	(II)	(III)	(IV)	(V)	(VI)	(VII)	(VIII)	(IX) = (VIII)/(IV)*100
(A)	Shareholding of Promoter and Promoter Group ²							
I	Indian							
(a)	Individuals/ Hindu Undivided Family	0	0	0	0.00	0.00		#DIV/0!
(b)	Central Government/ State Government(s)	0	0	0	0.00	0.00		#DIV/0!
(c)	Bodies Corporate	5	38280394	38274594	45.05	45.05		0.00
(d)	Financial Institutions/ Banks	0	0	0	0.00	0.00		#DIV/0!
(e)	Any Others(Specify)				0.00	0.00		#DIV/0!
(e-i)					0.00	0.00		#DIV/0!
(e-ii)					0.00	0.00		#DIV/0!
	Sub Total(A)(1)	5	38280394	38274594	45.05	45.05	0	0.00
2	Foreign							
a	Individuals (Non-Residents Individuals/ Foreign Individuals)	0	0	0	0.00	0.00		#DIV/0!
b	Bodies Corporate	0	0	0	0.00	0.00		#DIV/0!
c	Institutions	0	0	0	0.00	0.00		#DIV/0!
d	Qualified Foreign Investor	0	0	0	0.00	0.00		#DIV/0!
e	Any Others(Specify)	0	0	0	0.00	0.00		#DIV/0!
e-i					0.00	0.00		#DIV/0!
e-ii					0.00	0.00		#DIV/0!
	Sub Total(A)(2)	0	0	0	0.00	0.00	0	#DIV/0!
	Total Shareholding of Promoter and Promoter Group (A)= (A)(1)+(A)(2)	5	38280394	38274594	45.05	45.05	0	0.00
(B)	Public shareholding							
1	Institutions							
(a)	Mutual Funds/ UTI	6	33200	0	0.04	0.04		
(b)	Financial Institutions/ Banks	5	857	400	0.00	0.00		



(c)	Central Government/ State Government(s)	1	1000	1000	1000	0.00	0.00
(d)	Venture Capital Funds	0	0	0	0	0.00	0.00
(e)	Insurance Companies	0	0	0	0	0.00	0.00
(f)	Foreign Institutional Investors	7	11500	0	0	0.01	0.01
(g)	Foreign Venture Capital Investors	0	0	0	0	0.00	0.00
(h)	Qualified Foreign Investor	0	0	0	0	0.00	0.00
(i)	Any Other (specify)	0	0	0	0	0.00	0.00
(i-ii)						0.00	0.00
(i-ii)							
	Sub-Total (B)(1)	19	46537	1400	0.05	0.05	0.05
B 2	Non-institutions						
(a)	Bodies Corporate	540	6293469	6189998	7.41	7.41	7.41
(b)	Individuals						
	Individuals -i. Individual shareholders holding nominal share capital up to Rs 1 lakh	78619	22270677	14736241	26.21	26.21	26.21
I	ii. Individual shareholders holding nominal share capital in excess of Rs. 1 lakh.	278	12994058	12847395	15.29	15.29	15.29
(c)	Qualified Foreign Investor	0	0	0	0.00	0.00	0.00
(d)	Any Other (specify)						
(d-i)	Non-Resident Indians						
(d-ii)	Clearing Members	117	360958	356158	0.42	0.42	0.42
(d-iii)	Hindu Undivided Families	27	46157	46157	0.05	0.05	0.05
(d-iv)	Trusts	531	1604431	1599066	1.89	1.89	1.89
(d-v)	Directors & Their relatives	3	5500	5300	0.01	0.01	0.01
(B)	Sub-Total (B)(2)	75	3069419	2750556	3.61	3.61	3.61
	Total Public Shareholding (B)=(B)(1)+(B)(2)	80190	46644669	38550871	54.90	54.90	54.90
	TOTAL (A)+(B)	80209	46691206	38552271	54.95	54.95	54.95
		80214	84971600	76806865	100.00	100.00	100.00
(C)	Shares held by Custodians and against Depository Receipts have been issued						
1	Promoter and Promoter Group					0.00	0.00
2	Public					0.00	0.00
	Sub-Total (C)	0	0	0	0	0	0
	GRAND TOTAL (A)+(B)+(C)	80214	84971600	76806865	100.00	100.00	100.00




for The Andhra Petrochemicals Limited

(Signature)
(K. Raghun Ram)

Manager (Finance) & Asst. Company Secretary


Sr.No	Notes
1	NIL



(1)(b) Statement showing holding of securities (including shares, warrants, convertible securities) of persons belonging to the category "Promoter and Promoter Group"


Sr. No.	Name of the shareholder	Details of Shares held		Encumbered shares (*)		Details of warrants		Details of convertible securities		Total shares (including underlying shares assuming full conversion of warrants and convertible securities) as a % of diluted share capital
		Number of shares held	As a % of grand total (A)+(B)+(C)	No.	As a percentage	Number of warrants held	As a % of total number of warrants of the same class	Number of convertible securities held	As a % of total number of convertible securities of the same class	
		(iii)	(iv)	(v)	(vi)=(v)/(iii)*100	(vii)	(ix)	(x)	(xi)	
1	The Andhra Sugars Ltd	20682025	24.34		0.00		#DIV/0!	#DIV/0!	#DIV/0!	
2	The Andhra Sugars Ltd	7404588	8.71		0.00		#DIV/0!	#DIV/0!	#DIV/0!	
3	Andhra Pradesh Industrial Development Corporation Ltd	9180000	10.80		0.00		#DIV/0!	#DIV/0!	#DIV/0!	
4	JOCIL Ltd	1007981	1.19		0.00		#DIV/0!	#DIV/0!	#DIV/0!	
5	APDC Venture Capital Ltd	5800	0.01		0.00		#DIV/0!	#DIV/0!	#DIV/0!	
TOTAL		38280394	45.05	0	0.00	0	#DIV/0!	#DIV/0!	0	0

(*) The term "encumbrance" has the same meaning as assigned to it in regulation 28(3) of the SAST Regulations, 2011



(D)(c)(i) Statement showing holding of securities (including shares, warrants, convertible securities) of persons belonging to the category "Public" and holding more than 1% of the total number of shares

Sr. No.	Name of the shareholder	Number of shares held	Shares as a percentage of total number of shares i.e., Grand Total (A)+(B)+(C) indicated in Statement at para (D)(a) above}	Details of warrants		Details of convertible securities		Total shares (including underlying shares assuming full conversion of warrants and convertible securities) as a % of diluted share capital
				Number of warrants held	As a % total number of warrants of the same class	Number of convertible securities held	% w.r.t total number of convertible securities of the same class	
1	KLJ Plasticizers Ltd	1906551	2.24					
2	Sri Bolla Ramesh Kumar	1605208	1.89		#DIV/0!		#DIV/0!	
3	Dr B B Ramaiah	1222810	1.44		#DIV/0!		#DIV/0!	
4	Sri Rajender Prasad Gupta	1163103	1.37		#DIV/0!		#DIV/0!	
5	Sri Kanhaiya Lal Jain	984851	1.16		#DIV/0!		#DIV/0!	
TOTAL		6882523	8.10	0	#DIV/0!	0	#DIV/0!	0



(D)(c)(ii) Statement showing holding of securities (including shares, warrants, convertible securities) of persons (together with PAC) belonging to the category "Public" and holding more than 5% of the total number of shares of the company

Sr. No.	Name(s) of the shareholder(s) and the Persons Acting in Concert (PAC) with them	Number of shares	Shares as a percentage of total number of shares {i.e., Grand Total (A)+(B)+(C) indicated in Statement at para (D)(a) above}	Details of warrants		Details of convertible securities		Total shares (including underlying shares assuming full conversion of warrants and convertible securities) as a % of diluted share capital
				Number of warrants	As a % total number of warrants of the same class	Number of convertible securities held	% w.r.t total number of convertible securities of the same class	
1			0.00		#DIV/0!		#DIV/0!	
2			0.00		#DIV/0!		#DIV/0!	
TOTAL		0	0.00	0	#DIV/0!	0	#DIV/0!	0



(D)(d) Statement showing details of locked-in shares

Sr. No.	Name of the shareholder	Number of locked-in shares	Locked-in shares as a percentage of total number of shares {i.e., Grand Total (A)+(B)+(C) indicated in Statement at para (D)(a) above}
1			0.00
TOTAL		0	0.00



(II)(a) Statement showing details of Depository Receipts (DRs)

Sr. No.	Type of outstanding DR (ADRs, GDRs, SDRs, etc.)	Number of outstanding DRs	Number of shares underlying outstanding DRs	Shares underlying outstanding DRs as a percentage of total number of shares {i.e., Grand Total (A)+(B)+(C) indicated in Statement at para (D)(a) above}
1				0.00
TOTAL		0	0	0.00



(II)(b) Statement showing holding of Depository Receipts (DRs), where underlying shares held by "promoter/promoter group" are in excess of 1% of the total number of shares

Sr. No.	Name of the DR Holder	Number of shares underlying outstanding DRs	Shares underlying outstanding DRs as a percentage of total number of shares {i.e., Grand Total (A)+(B)+(C) indicated in Statement at para (I)(a) above}
1			0.00
TOTAL		0	0.00

