


(1)(a) STATEMENT SHOWING SHAREHOLDING PATTERN IN CLAUSE-35			
NAME OF THE COMPANY: BAMBINO AGRO INDUSTRIES LIMITED			
SCRIP CODE:	519295	Name of the Scrip: BAMBINO	
Class of Security:	EQUITY		
QUARTER ENDED:	30.06.2014		
Partly paid-up shares	No. of partly paid-up shares	As a % of total no. of partly paid-up shares	As a % of total no. of shares of the Company.
Held by promoter/promoter group		0	0
Held by Public		0	0
Total:		0	0
Outstanding convertible securities:	No. of outstanding securities	As a % of total no. of outstanding convertible securities.	As a % of total no. of shares of the Company assuming full conversion of the convertible securities
Held by promoter/promoter group		0	0
Held by Public		0	0
Total:		0	0
Warrants:	No. of warrants	As a % of total no. of warrants	As a % of total no. of shares of the Company, assuming full conversion of warrants
Held by promoter/promoter group		0	0
Held by Public		0	0
Total:		0	0
Total paid-up capital of the Company, assuming full conversion of warrants and convertible securities		8008846	100.00

For BAMBINO AGRO INDUSTRIES LIMITED.




M. KISHAN RAO

Chairman & Managing Director

NAME OF THE COMPANY : BAMBINO AGRO INDUSTRIES LTD  
 SCRIIP CODE : 519295  
 QUARTER ENDED : 30.06.2014

Category Code	Category of shareholder	Number of shareholders	Total number of shares	Number of shares held in dematerialised form	Total shareholding as a percentage of total number of shares		Shares pledged or otherwise encumbered	
					As a percentage of (A+B)	As a percentage of (A+B+C)	No of shares	As a percentage
(i)	(ii)	(iii)	(iv)	(v)	(vi)	(vii)	(viii)	(ix) = (viii)/(v)*100
<b>A</b>	<b>promoter and promoter group</b>							
1	Indian							
(a)	Individual/Hindu Undivided family	14	5884790	5667414	73.48	73.48	330000	5.61
(b)	Central Government/state government(s)	0	0	0	0.00	0.00		
(c)	Bodies corporate	1	118844	118844	1.48	1.48	0	0.00
(d)	Financial Institutions/Banks	0	0	0	0.00	0.00	0	0.00
(e)	Any other (specify)	0	0	0	0.00	0.00	0	0.00
	<b>Sub Total (A) (1)</b>	<b>15</b>	<b>6003634</b>	<b>5786258</b>	<b>74.96</b>	<b>74.96</b>	<b>330000</b>	<b>5.50</b>
2	Foreign							
(a)	Individuals (Non resident individuals / Foreign individuals)	0	0	0	0.00	0.00	0	0.00
(b)	Bodies corporate	0	0	0	0.00	0.00	0	0.00
(c)	Institutions	0	0	0	0.00	0.00	0	0.00
(d)	Qualified Foreign Investor	0	0	0	0.00	0.00	0	0.00
(e)	Any other (specify)	0	0	0	0.00	0.00	0	0.00
	<b>Sub Total (A) (2)</b>	<b>0</b>	<b>0</b>	<b>0</b>	<b>0.00</b>	<b>0.00</b>	<b>0</b>	<b>0.00</b>
	<b>Total Shareholding of Promoter and Promoter Group A=A(1)+A(2)</b>	<b>15</b>	<b>6003634</b>	<b>5786258</b>	<b>74.96</b>	<b>74.96</b>	<b>330000</b>	<b>5.50</b>
<b>(B)</b>	<b>Public shareholding</b>							
1	Institutions							
(a)	Mutual Funds / UTI	2	5204	0	0.06	0.06	0	0.00
(b)	Financial Institutions / Banks	1	100	100	0.00	0.00	0	0.00
(c)	Central Government / State Government(s)	0	0	0	0.00	0.00	0	0.00
(d)	Venture Capital Funds	0	0	0	0.00	0.00	0	0.00
(e)	Insurance Companies	0	0	0	0.00	0.00	0	0.00
(f)	Foreign institutional investors	0	0	0	0.00	0.00	0	0.00
(g)	Foreign Venture Capital Investors	0	0	0	0.00	0.00	0	0.00
(h)	Qualified Foreign Investor	0	0	0	0.00	0.00	0	0.00
(i)	Any other (specify)							
	<b>Sub Total (B) (1)</b>	<b>3</b>	<b>5304</b>	<b>100</b>	<b>0.07</b>	<b>0.07</b>	<b>0</b>	<b>0.00</b>
2	Non Institutions							
(a)	Bodies Corporate	89	165876	142175	2.07	2.07	0	0.00
(b)(i)	Individual shareholders holding nominal share capital up to Rs. 1 lakh	11471	1501811	576455	18.75	18.75	0	0.00
(b)(ii)	Individual shareholders holding nominal share capital in excess of Rs. 1 lakh	9	203582	203582	2.54	2.54	0	0.00
(c)	Qualified Foreign Investor	0	0	0	0.00	0.00	0	0.00
(d)	Any other (specify)							
	Non-Resident Indians	56	125483	34050	1.58	1.58	0	0.00
	Clearing Members	11	2156	2156	0.03	0.03	0	0.00
	<b>Sub Total (B) (2)</b>	<b>11626</b>	<b>1999908</b>	<b>958418</b>	<b>24.97</b>	<b>24.97</b>	<b>0</b>	<b>0.00</b>
	<b>Total Public shareholding (B)= (B1) +(B2)</b>	<b>11639</b>	<b>2005212</b>	<b>958518</b>	<b>25.04</b>	<b>25.04</b>	<b>0</b>	<b>0.00</b>
	<b>Total (A)+(B)</b>	<b>11654</b>	<b>8008846</b>	<b>6744776</b>	<b>100.00</b>	<b>100.00</b>	<b>330000</b>	<b>4.12</b>
<b>(C)</b>	<b>Shares held by custodians and against which Depository Receipts have been issued</b>							
1	promoter and promoter group	0	0	0	0.00	0.00	0	0.00
2	Public	0	0	0	0.00	0.00	0	0.00
	<b>Grand Total (A) +(B)+( C)</b>	<b>11654</b>	<b>8008846</b>	<b>6744776</b>	<b>100.00</b>	<b>100.00</b>	<b>330000</b>	<b>4.12</b>

For BAMBINO AGRO INDUSTRIES LIMITED



M. KISHAN RAO


Chairman & Managing Director

(1b) Statement showing holding of securities (including shares, warrants, convertible securities) of persons belonging to the category "P" under and Promoter Group"

Sr. No.	Name of the shareholder	Details of Shares held		No	Encumbered shares (*)		Details of warrants		Details of convertible securities		Total shares (including underlying shares assuming full conversion of warrants and convertible securities) as a % of diluted share capital
		No. of shares held	As a % of Grand Total (A)-(B)+(C)		As a percentage of sub-class	As a % of grand total (A)-(B)+(C) of sub-class (f)(a)	Number of warrants held	As a % total number of warrants of the same class	Number of convertible securities held	As a % total number of convertible securities of the same class	
(1)	1. MRADAM KISHAN RAO	(B)	(C)	(D)	(E)=(D)/(B)*100	(F)	(G)	(H)	(I)	(J)	(K)
		197240	24.02	0	0.00	0.00	0	0.00	0	0.00	0.00
	2. MRADAM SUBRAMANYAM	109934	18.84	330000	21.87	0.00	0	0.00	0	0.00	0.00
	3. MRADAM KAGUVEEM	148542	19.56	0	0.00	0.00	0	0.00	0	0.00	0.00
	4. MRADAM KISHAN RAO	439076	5.48	0	0.00	0.00	0	0.00	0	0.00	0.00
	5. SUSANSHA BAI MRADAM	305522	3.81	0	0.00	0.00	0	0.00	0	0.00	0.00
	6. RKS FINANCE PRIVATE LIMITED	118844	1.48	0	0.00	0.00	0	0.00	0	0.00	0.00
	7. M. ANITHA	148738	1.86	0	0.00	0.00	0	0.00	0	0.00	0.00
	B. V. ANURADHA	117390	0.15	0	0.00	0.00	0	0.00	0	0.00	0.00
	B. V. RAJESWAR	9980	0.12	0	0.00	0.00	0	0.00	0	0.00	0.00
	10. M. TULJA BHAVANI	8730	0.11	0	0.00	0.00	0	0.00	0	0.00	0.00
	11. K. V. SUBRAMANYAM	7380	0.09	0	0.00	0.00	0	0.00	0	0.00	0.00
	12. K. SINDHU	6210	0.08	0	0.00	0.00	0	0.00	0	0.00	0.00
	13. MRADAM SANDYA BANU	11630	0.17	0	0.00	0.00	0	0.00	0	0.00	0.00
	14. M. LAALTHEYAN	7018	0.09	0	0.00	0.00	0	0.00	0	0.00	0.00
	15. L. ANANDIA DEVI	3960	0.05	0	0.00	0.00	0	0.00	0	0.00	0.00
	Total	600764	74.96	330000	5.50	0.00	0	0.00	0	0.00	0.00

(1c) Statement showing holding of securities (including shares, warrants, convertible securities) of persons belonging to the category "P" under and holding more than 1% of the total number of shares

Sr. No.	Name of the shareholder	Number of shares held	Shares as a percentage of total number of shares (A)-(B)+(C) indicated in statement at para (1)(a) above	Number of warrants held	As a % total number of warrants of the same class	Number of convertible securities held	As a % total number of convertible securities of the same class	Total shares (including underlying shares assuming full conversion of warrants and convertible securities) as a % of diluted share capital
(1)	Total	0	0.00	0	0.00	0	0.00	0.00

For BAMBINO AGRO INDUSTRIES LIMITED.  
  
**M. KISHAN RAO**  
 Chairman & Managing Director

(IX) (i) Statement showing holding of securities (including shares, warrants, convertible securities) of persons (together with PAC) belonging to the category "Public" and holding more than 5% of the total number of shares of the company.

Sr. No.	Name(s) of the shareholder(s) and the Persons Acting in Concert (PAC) with them	Number of shares held	Shares as a percentage of total number of shares (i.e. Grand Total (A)+(B)+(C) indicated in statement at para (i)(a) above	Details of warrants		Details of convertible securities		Total shares (including underlying full conversion of warrants and convertible securities) as a % of diluted share capital
				Number of warrants held	As a % total number of warrants of the same class	Number of convertible securities held	As a % total number of convertible securities of the same class	
1	1. HLL	0	0.00	0	0.00	0	0.00	0.00
	2. SANGI (A+B)	0	0.00	0	0.00	0	0.00	0.00
	Total	0	0.00	0	0.00	0	0.00	0.00

(X) (i) Statement showing details of locked in shares


Sr. No.	Name of the shareholder	Number of shares locked in	Locked in Shares as a percentage of total number of shares (i.e. Grand Total (A)+(B)+(C) indicated in statement at para (i)(a) above	Promoters / Public
1	1. HLL	0	0.00	
	Total	0	0.00	

(ii) Statement showing holding of Depository Receipts (DRs)

Sr. No.	Type of outstanding DRs (ADRs, GDRs, SDRs)	Number of outstanding DRs	Number of shares underlying outstanding DRs	Shares underlying outstanding DRs as a percentage of total number of shares (Grand Total (A)+(B)+(C) indicated in statement at para (i)(a) above
1	1. HLL	0	0	0.00
	Total	0	0	0.00

(ii) Statement showing Holding of Depository Receipts (DRs), where underlying shares held by "Promoter/Member Group" are in excess of 1% of the total number shares.

1	Name of the DR holder	Type of outstanding DRs (ADRs, GDRs, SDRs etc.)	Number of shares underlying outstanding DRs	Shares underlying outstanding DRs as a percentage of total number of shares (Grand Total (A)+(B)+(C) indicated in statement at para (i)(a) above
1	1. HLL		0	0.00
2	2. HLL		0	0.00
	Total		0	0.00

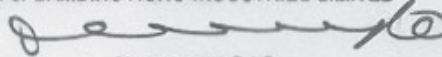
For BAMBINO AGRO INDUSTRIES LIMITED.  
  
 M. KISHAN RAO  
 Chairman & Managing Director

**BAMBINO AGRO INDUSTRIES LIMITED**

**INVESTOR GRIEVANCE REPORT FOR THE PERIOD 01.04.2014 TO 30.06.2014**

SNO.	Particulars	Opening	Receipt	Resolved	Pending
1	Complaints from SEBI	0	0	0	0
2	Complaints from Stock Exchanges	0	0	0	0
3	Non receipt of dividend warrants	0	10	10	0
4	Non receipt of Annual Reports	0	0	0	0
5	Non receipt of dup/transmission/deletion of share certificates	0	0	0	0
6	Non receipt of securities	0	6	6	0
7	Non receipt of securities after transfer	0	2	2	0
	<b>TOTAL</b>	<b>0</b>	<b>18</b>	<b>18</b>	<b>0</b>

For BAMBINO AGRO INDUSTRIES LIMITED



**M. KISHAN RAO**

Chairman & Managing Director