




Bimetal Bearings Limited - Distribution Schedule as on 30<sup>th</sup> June 2014



Name of the Company:		Introductory Sub-Table (I)(a)		
BIMETAL BEARINGS LIMITED				
Scrip Code, Name of the scrip, class of security:		505681 (B-1 Category) - Equity Shares.		
Quarter ended:		30th June 2014		
Partly paid-up shares:-	No. of partly paid-up shares	As a % of total no. of partly paid-up shares	As a % of total no. of shares of the company	
Held by promoter/promoter group	0	0.00	0.00	
Held by public	0	0.00	0.00	
Total - D	0	0.00	0.00	
Outstanding convertible securities:-	No. of outstanding securities	As a % of total no. of outstanding convertible securities	As a % of total no. of shares of the company, assuming full conversion of the convertible securities	
Held by promoter/promoter group	0	0.00	0.00	
Held by public	0	0.00	0.00	
Total - E	0	0.00	0.00	
Warrants:-	No. of warrants	As a % of total no. of warrants	As a % of total no. of shares of the company, assuming full conversion of warrants	
Held by promoter/promoter group	0	0.00	0.00	
Held by public	0	0.00	0.00	
Total - F	0	0.00	0.00	
Total paid-up capital of the company, assuming full conversion of warrants and convertible securities	0	0.00	0.00	




Statement Showing Shareholding Pattern Table (I)(a)									
Category of Shareholder	No. of Shareholders	Total No. of shares	No. of shares held in demat form	Total shareholding as a percentage of total number of shares		Shares Pledged or otherwise encumbered		As a percentage of (A+B+C)	(IX) = (VIII)/(IV)* 100
				As a percentage of (A+B) <sup>1</sup>	(VI)	(VII)	(VIII)		
(I)	(II)	(IV)	(V)	(VI)	(VII)	(VIII)	(IX)		
(A)	Shareholding of Promoter & Promoter Group <sup>2</sup>								
I	Indian								
(a)	Individuals/ Hindu Undivided Family	200	200	0.01	0.01	0	0.00		0.00
(b)	Central Government/ State Government(s)			0.00	0.00	0	0.00		0.00
(c)	Bodies Corporate	2863926	2863926	74.87	74.87	0	0.00		0.00
(d)	Financial Institutions/ Banks			0.00	0.00	0	0.00		0.00
(e)	Any Others(Specify)			0.00	0.00	0	0.00		0.00
(e-i)				0.00	0.00	0	0.00		0.00
(e-ii)				0.00	0.00	0	0.00		0.00
	Sub Total(A)(1)	2864126	2864126	74.88	74.88	0	0.00		0.00
2	Foreign								
a	Individuals (NRIs / Foreign Individuals)	0	0	0.00	0.00	0	0.00		0.00
b	Bodies Corporate	0	0	0.00	0.00	0	0.00		0.00
c	Institutions	0	0	0.00	0.00	0	0.00		0.00
d	Any Others(Specify)	0	0	0.00	0.00	0	0.00		0.00
d-i		0	0	0.00	0.00	0	0.00		0.00
d-ii		0	0	0.00	0.00	0	0.00		0.00
	Sub Total(A)(2)	0	0	0.00	0.00	0	0.00		0.00
	Total Shareholding of Promoter and Promoter Group (A)=(A)(1)+(A)(2)	2864126	2864126	74.88	74.88	0	0.00		0.00
(B)	Public shareholding								
I	Institutions								
(a)	Mutual Funds/ UTI	0	0	0.00	0.00	0	0.00		0.00



(b)	Financial Institutions / Banks	4	159	74	0.00	0.00	0	0.00
(c)	Central Government/ State Government(\$)				0.00	0.00	0	0.00
(d)	Venture Capital Funds				0.00	0.00	0	0.00
(e)	Insurance Companies	0	0	0	0.00	0.00	0	0.00
(f)	Foreign Institutional Investors	1	50	0	0.00	0.00	0	0.00
(g)	Foreign Venture Capital Investors	0	0	0	0.00	0.00	0	0.00
(h)	Any Other (Specify)	0	0	0	0.00	0.00	0	0.00
(h-i)	xxxxxxxxxxxxxxxxxxxx	0	0	0	0.00	0.00	0	0.00
(h-ii)	xxxxxxxxxxxxxxxxxxxx	0	0	0	0.00	0.00	0	0.00
	Sub-Total (B)(1)	5	209	74	0.01	0.01	0	0.00
B 2	Non-institutions							
(a)	Bodies Corporate	180	61402	58197	1.61	1.61	0	0.00
(b)	Individuals							
I	i. Individual shareholders holding nominal share capital up to Rs 1 lakh	6839	740685	617498	19.36	19.36	0	0.00
II	ii. Individual shareholders holding nominal share capital in excess of Rs. 1 lakh.	5	151096	15000	3.95	3.95	0	0.00
(c)	Any Other (Non Resident Indians)	40	7482	7257	0.20	0.20	0	0.00
(c-i)	xxxxxxxxxxxxxxxxxxxx	0	0	0	0.00	0.00	0	0.00
(c-ii)	xxxxxxxxxxxxxxxxxxxx	0	0	0	0.00	0.00	0	0.00
	Sub-Total (B)(2)	7064	960665	697952	25.12	25.12	0	0.00
(B)	Total Public Shareholding (B)=	7069	960874	698026	25.12	25.12	0	0.00
	Total (A)+(B)	7077	3825000	3562152	100.00	100.00	0	0.00
(C)	Shares held by Custodians & against which Depository Receipts were issued							
1	Promoter and Promoter Group	0	0	0		0.00	0	0.00
2	Public	0	0	0		0.00	0	0.00
	Sub-Total (C)	0	0	0		0.00	0	0.00
	Grand Total (A)+(B)+(C)	7077	3825000	3562152	100.00	100.00	0	0.00

(1)(b) Statement showing holding of securities (including shares, warrants, convertible securities) of persons belonging to the category "Promoter and Promoter Group"												
No.	Shareholder	Details of Shares held			Encumbered shares (*)			Details of warrants		Details of convertible securities		Total shares (including underlying shares assuming full conversion of warrants and convertible securities) as a % of diluted share capital
		Number of shares held	As a % of grand total (A)+(B)+C	Number	As a % (V) $VD = (V)/(III) * 100$	As a % of grand total (A)+(B)+(C) of sub-clause (1)(a)	No. of warrants held	As a % on total no. of warrants of the same class	No. of convertible securities held	As a % total no. of convertible securities of the same class		
(I)	(II)	(III)	(IV)	(V)	(VI)	(VII)	(VIII)	(IX)	(X)	(XI)	(XII)	
1	Mr. A. Krishnamoorthy	50	0.00	0	0.00	0	0.00	0	0.00	0	0.00	0.00
2	Mr. N. Venkataramani	150	0.00	0	0.00	0	0.00	0	0.00	0	0.00	0.00
3	M/s. India Pistons Limited	1272348	33.26	0	0.00	0	0.00	0	0.00	0	0.00	33.26
4	M/s. Amalgamations (P) Limited	969000	25.33	0	0.00	0	0.00	0	0.00	0	0.00	25.33
5	M/s. Simpson & Company Limited	604063	15.79	0	0.00	0	0.00	0	0.00	0	0.00	15.79
6	M/s. Sri Rana Vilas Service Limited	12500	0.33	0	0.00	0	0.00	0	0.00	0	0.00	0.33
7	M/s. Higginbothams Private Limited	3975	0.10	0	0.00	0	0.00	0	0.00	0	0.00	0.10
8	Associated Printers (Madras) (P) Ltd.,	2040	0.05	0	0.00	0	0.00	0	0.00	0	0.00	0.05
9	XXXXXXXXXXXXXXXXXXXX	0	0.00	0	0.00	0	0.00	0	0.00	0	0.00	0.00
10	XXXXXXXXXXXXXXXXXXXX	0	0.00	0	0.00	0	0.00	0	0.00	0	0.00	0.00
11	XXXXXXXXXXXXXXXXXXXX	0	0.00	0	0.00	0	0.00	0	0.00	0	0.00	0.00
12	XXXXXXXXXXXXXXXXXXXX	0	0.00	0	0.00	0	0.00	0	0.00	0	0.00	0.00
	Total	2864126	74.88	0	0.00	0	0.00	0	0.00	0	0.00	74.88

(\*) The term "encumbrance" has the same meaning as assigned to it in regulation 28(3) of the SAST Regulations, 2011




No.	Name of the shareholder	No. of shares held	Shares as a percentage of total number of shares (i.e., Grand Total (A)+(B)+(C) indicated in Statement at para (I)(a) above)	Details of warrants		Details of convertible securities		Total shares (including underlying shares assuming full conversion of convertible securities) as a % of diluted share capital
				No. of warrants held	As a % total no. of warrants of the same class	No. of convertible securities held	% w.r.t total no. of convertible securities of the same class	
1	XXXXXXXXXXXXXXXXXXXX	0	0.00	0	0.00	0	0.00	0.00
2	XXXXXXXXXXXXXXXXXXXX	0	0.00	0	0.00	0	0.00	0
3	XXXXXXXXXXXXXXXXXXXX	0	0.00	0	0.00	0	0.00	0
4	XXXXXXXXXXXXXXXXXXXX	0	0.00	0	0.00	0	0.00	0
5	XXXXXXXXXXXXXXXXXXXX	0	0.00	0	0.00	0	0.00	0
6	XXXXXXXXXXXXXXXXXXXX	0	0.00	0	0.00	0	0.00	0
7	XXXXXXXXXXXXXXXXXXXX	0	0.00	0	0.00	0	0.00	0
8	XXXXXXXXXXXXXXXXXXXX	0	0.00	0	0.00	0	0.00	0
9	XXXXXXXXXXXXXXXXXXXX	0	0.00	0	0.00	0	0.00	0
10	XXXXXXXXXXXXXXXXXXXX	0	0.00	0	0.00	0	0.00	0
11	XXXXXXXXXXXXXXXXXXXX	0	0.00	0	0.00	0	0.00	0
12	XXXXXXXXXXXXXXXXXXXX	0	0.00	0	0.00	0	0.00	0
TOTAL		0	0.00	0	0.00	0	0.00	0.00




12. Statement showing holding of securities (including shares, warrants, convertible securities) of persons (together with PAC) belonging to the category "Public" and holding more than 5% of the total number of shares of the company

No.	Name(s) of the shareholder(s) and the Persons Acting in Concert (PAC) with them	Number of shares	Shares as a % of total number of shares (i.e., Grand Total (A)+(B)+(C) indicated in Statement at para (D)(a) above)	Details of warrants		Details of convertible securities		Total shares (including underlying shares assuming full conversion of warrants and convertible securities) as a % of diluted share capital
				No. of warrants	As a % total no. of warrants of the same class	No. of convertible securities held	% w.r.t. total no. of convertible securities of the same class	
1	XXXXXXXXXXXXXXXXXXXX	0	0.00	0	0.00	0	0.00	0.00
2	XXXXXXXXXXXXXXXXXXXX	0	0.00	0	0.00	0	0.00	0.00
3	XXXXXXXXXXXXXXXXXXXX	0	0.00	0	0.00	0	0.00	0.00
4	XXXXXXXXXXXXXXXXXXXX	0	0.00	0	0.00	0	0.00	0.00
5	XXXXXXXXXXXXXXXXXXXX	0	0.00	0	0.00	0	0.00	0.00
6	XXXXXXXXXXXXXXXXXXXX	0	0.00	0	0.00	0	0.00	0.00
7	XXXXXXXXXXXXXXXXXXXX	0	0.00	0	0.00	0	0.00	0.00
8	XXXXXXXXXXXXXXXXXXXX	0	0.00	0	0.00	0	0.00	0.00
9	XXXXXXXXXXXXXXXXXXXX	0	0.00	0	0.00	0	0.00	0.00
10	XXXXXXXXXXXXXXXXXXXX	0	0.00	0	0.00	0	0.00	0.00
11	XXXXXXXXXXXXXXXXXXXX	0	0.00	0	0.00	0	0.00	0.00
12	XXXXXXXXXXXXXXXXXXXX	0	0.00	0	0.00	0	0.00	0.00
	Total	0	0.00	0	0.00	0	0.00	0.00



(D(d)) Statement showing details of locked-in shares

No.	Name of the shareholder	Number of locked-in shares	Locked-in shares as a percentage of total number of shares (i.e., Grand Total (A)+(B)+(C) indicated in Statement at para (I)(a) above)
1	XXXXXXXXXXXXXXXXXXXX	0	0.00
2	XXXXXXXXXXXXXXXXXXXX	0	0.00
3	XXXXXXXXXXXXXXXXXXXX	0	0.00
4	XXXXXXXXXXXXXXXXXXXX	0	0.00
5	XXXXXXXXXXXXXXXXXXXX	0	0.00
6	XXXXXXXXXXXXXXXXXXXX	0	0.00
7	XXXXXXXXXXXXXXXXXXXX	0	0.00
8	XXXXXXXXXXXXXXXXXXXX	0	0.00
9	XXXXXXXXXXXXXXXXXXXX	0	0.00
10	XXXXXXXXXXXXXXXXXXXX	0	0.00
11	XXXXXXXXXXXXXXXXXXXX	0	0.00
Total		0	0.00



Bimetal Bearings Limited - Distribution Schedule as on 30<sup>th</sup> June 2014

(11)(a)	Statement showing details of Depository Receipts (DRs)			
Sr. No.	Type of outstanding DR (ADRs, GDRs, SDRs, etc.)	No. of outstanding DRs	No. of shares underlying outstanding DRs	Shares underlying outstanding DRs as a % of total number of shares [Grand Total (A)+(B)+(C) indicated in Statement at para (1)(a) above]
1	XXXXXXXXXXXXXXXXXXXX	0	0	0.00
2	XXXXXXXXXXXXXXXXXXXX	0	0	0.00
3	XXXXXXXXXXXXXXXXXXXX	0	0	0.00
4	XXXXXXXXXXXXXXXXXXXX	0	0	0.00
5	XXXXXXXXXXXXXXXXXXXX	0	0	0.00
6	XXXXXXXXXXXXXXXXXXXX	0	0	0.00
7	XXXXXXXXXXXXXXXXXXXX	0	0	0.00
8	XXXXXXXXXXXXXXXXXXXX	0	0	0.00
9	XXXXXXXXXXXXXXXXXXXX	0	0	0.00
10	XXXXXXXXXXXXXXXXXXXX	0	0	0.00
11	XXXXXXXXXXXXXXXXXXXX	0	0	0.00
	Total	0	0	0.00






(II)(b) Statement showing holding of Depository Receipts (DRs), where underlying shares held by promoter/group are in excess of 1% of the total number of share:

Sr. No.	Name of the DR Holder	Type of outstanding DR (ADRs, GDRs, SDRs, etc.)	No. of shares underlying outstanding DRs	Shares underlying outstanding DRs as a % of total number of shares (A)+(B)+(C) indicated in Statement at para (I)(a) above]
1	XXXXXXXXXX	0	0	0.00
2	XXXXXXXXXX	0	0	0.00
3	XXXXXXXXXX	0	0	0.00
4	XXXXXXXXXX	0	0	0.00
5	XXXXXXXXXX	0	0	0.00
6	XXXXXXXXXX	0	0	0.00
7	XXXXXXXXXX	0	0	0.00
8	XXXXXXXXXX	0	0	0.00
9	XXXXXXXXXX	0	0	0.00
10	XXXXXXXXXX	0	0	0.00
11	XXXXXXXXXX	0	0	0.00
	Total	0	0	0.00

For Bimetal Bearings Limited



K. Vidhya Shankar

Company Secretary/Compliance Officer

11th July 2014