

## BLUE CHIP INDIA LIMITED

Regd. Office: 10 Princep Street, 2nd Floor, Kolkata - 700072

**(I(a) Statement showing Shareholding Pattern for the quarter ended 30.06.2014**  
 Scrip Code: BSE-531936/ NSF- BLUECHIP/ CSE-12057 Name of the Company : Blue Chip India Limited, Class of Security : Equity

Partly Paid Up Shares :	No. Of Partly Paid up shares	As a % of Total No. of partly Paid -up shares	As a % of Total No of shares of the Company
Held by Promoter & Promoter Group	Nil	Nil	Nil
Held by Public	Nil	Nil	Nil
<b>Total</b>	Nil	Nil	Nil

Outstanding convertible securities :	No. Of Outstanding securities	As a % of Total No. of outstanding convertible securities	As a % of Total No of shares of the Company, assuming full conversion of the convertible securities
Held by Promoter & Promoter Group	Nil	Nil	Nil
Held by Public	Nil	Nil	Nil
<b>Total</b>	Nil	Nil	Nil


Held by Promoter & Promoter Group	Nil	Nil	Nil
Held by Public	Nil	Nil	Nil
<b>Total</b>	Nil	Nil	Nil

Warrants :	No. Of Warrants	As a % of Total No. of warrants	As a % of Total No of shares of the Company, assuming full conversion of warrants
Held by Promoter & Promoter Group	Nil	Nil	Nil
Held by Public	Nil	Nil	Nil
<b>Total</b>	Nil	Nil	Nil

Held by Promoter & Promoter Group	Nil	Nil	Nil
Held by Public	Nil	Nil	Nil
<b>Total</b>	Nil	Nil	Nil

Total paid up capital of the company, assuming full conversion of warrants and convertible securities


Rs 110608680 55304340 Equity shares of Rs 2/- each



Category code	Category of shareholder	Number of shareholders	Total number of shares	Number of shares held in dematerialized form	Total shareholding as a percentage of total number of shares	As a percentage of (A+B+C)	Number of Shares	As a percentage of total number of shares
(i)	(ii)	(iii)	(iv)	(v)	(vi)	(vii)	(viii)	(ix) = (viii)/(iv)*100
<b>(A) Shareholding of Promoter and Promoter Group</b>								
<b>1 Indian</b>								
(a)	Individuals/Hindu Undivided Family	1	179600	179600	0.3248	0.3248	NIL	NIL
(b)	Central/State Government(s)							
(c)	Bodies Corporate	3	6198569	6198569	11.2081	11.2081	NIL	NIL
(d)	Financial Institutions/Banks							
(e)	Any Other							
	<b>Sub-Total (A)(1)</b>	4	6378169	6378169	11.5329	11.5329	NIL	NIL
<b>2 Foreign</b>								
(a)	Individuals(NRI/Foreign Individual)							
(b)	Bodies Corporate							
(c)	Institutions							
(d)	Qualified Foreign Investor							
(e)	Any other							
	<b>Sub-Total(A)(2)</b>							
	<b>Total shareholding of Promoter and Promoter Group(A) = (A)(1)+(A)(2)</b>	4	6378169	6378169	11.5329	11.5329	NIL	NIL



(B)		Public shareholding							
1		Institutions							
a)	Mutual Funds/UTI								
b)	Financial Institutions/Banks								
c)	Central Government/State Government(s)	1	1000	1000	0.0018	0.0018			
d)	Venture Capital Funds								
e)	Insurance Companies								
f)	Foreign Institutional Investors								
g)	Foreign Venture Capital Investors								
h)	Qualified Foreign Investor								
i)	Any Other								
<b>Sub-Total(B)(1)</b>		<b>1</b>	<b>1000</b>	<b>1000</b>	<b>0.0018</b>	<b>0.0018</b>			
<b>2</b>		<b>Non-Institutions</b>							
a)	Bodies Corporate	319	13962560	13937534	25.2468	25.2468			
b)	Individuals-								
	i) Individual shareholders holding nominal share capital upto Rs. 1 lakh	14731	29684699	29393609	53.6752	53.6752			
	ii) Individual shareholders holding nominal share capital in excess of Rs. 1 lakh	39	5073551	5073551	9.1739	9.1739			
c)	Qualified Foreign Investor								
d)	Any Other (Specify)								
	Trusts	3	18000	18000	0.0325	0.0325			
	Clearing Member	8	30340	30340	0.0549	0.0549			
	Non Resident Individuals	32	156021	156021	0.2821	0.2821			
	<b>Sub-Total(B)(2)</b>	<b>15132</b>	<b>48925171</b>	<b>48609055</b>	<b>88.4653</b>	<b>88.4653</b>			
	<b>Total Public Shareholding (B) = (B)(1) + (B)(2)</b>	<b>15133</b>	<b>48926171</b>	<b>48610055</b>	<b>88.4671</b>	<b>88.4671</b>			
	<b>Total (A)+(B)</b>	<b>15137</b>	<b>55304340</b>	<b>54988224</b>	<b>100.0000</b>	<b>100.0000</b>			
(C)		Shares held by Custodians and against which Depository Receipts have been issued							
	(1) Promoter & Promoter Group	-	-	-	-	-	-	-	-
	(2) Public	-	-	-	-	-	-	-	-
	<b>Sub-Total(C)</b>	<b>-</b>	<b>-</b>	<b>-</b>	<b>-</b>	<b>-</b>	<b>-</b>	<b>-</b>	<b>-</b>
	<b>GRAND TOTAL (A)+(B)+(C)</b>	<b>15137</b>	<b>55304340</b>	<b>54988224</b>	<b>100.00</b>	<b>100.00</b>			



(b) Statement showing holding of securities (including shares, warrants, convertible securities) of persons belonging to the category Promoter & Promoter Group as on 30.06.2014

Sl.No.	Name of the Shareholder	Details of Shares held			Encumbered Shares		Details of Warrants			Details of convertible securities		Total Shares (including underlying shares assuming full conversion of warrants and convertible securities) as a % of diluted share capital (XII)
		No of Shares held	As a % of Grand Total (A)+(B)+(C)	No of Encumbered Shares	As a Percentage (VI)=(V)/(III)*100	No of warrants held	As a % of total no of warrants of the same held class	No of convertible securities held	As a % of total no of convertible securities of the same held class			
(I)	(II)	(III)	(IV)	(V)	(VI)=(V)/(III)*100	(VII)	(VIII)	(IX)	(X)	(XI)	(XII)	
1	Lalita Jain	179600	0.3248	NIL	NIL	NIL	NIL	NIL	NIL	NIL	0.3248	
2	Bahubali Properties Ltd	3982980	7.2019	NIL	NIL	NIL	NIL	NIL	NIL	NIL	7.2019	
3	Herald Commerce Limited	1885441	3.4092	NIL	NIL	NIL	NIL	NIL	NIL	NIL	3.4092	
4	Silicon Valley Infotech Limited	330148	0.5970	NIL	NIL	NIL	NIL	NIL	NIL	NIL	0.5970	
<b>TOTAL</b>		6378169	11.5329	NIL	NIL	NIL	NIL	NIL	NIL	NIL	11.5329	



I(C)(i) Statement showing holding of securities (including shares, warrants, convertible securities) of persons belonging to the category 'PUBLIC' and holding more than 1% of the total number of share.

Sl No	Name of the Shareholder	No of Shares held	Shares as a % of total no of shares [i.e. Grand Total (A)+(B)+(C) indicated in Statement at para (I)(a) above]	Details of Warrants		Details of convertible securities		Total Shares (including underlying shares assuming full conversion of warrants and convertible securities) as a % of diluted share capital
				No of warrants held	As a % of total no of warrants of the same class	No of convertible securities held	As a % of total no of convertible securities of the same held class	
1	Future Zone Entertainment Pvt Ltd	2469494	4.4653	NIL	NIL	NIL	NIL	4.4653
2	Hanurang Projects Private Limited	1910297	3.4542	NIL	NIL	NIL	NIL	3.4542
3	Rangbarshi Projects Ltd	1714375	3.0999	NIL	NIL	NIL	NIL	3.0999
4	Suryasakti Advisory Private Limited	616336	1.1144	NIL	NIL	NIL	NIL	1.1144
5	Aarti Singal	600000	1.0849	NIL	NIL	NIL	NIL	1.0849
	<b>TOTAL</b>	<b>7310502</b>	<b>13.2187</b>	<b>NIL</b>	<b>NIL</b>	<b>NIL</b>	<b>NIL</b>	<b>13.2187</b>



(1)(c)(ii) Statement showing holding of securities (including shares, warrants, convertible securities ) of persons (together with PAC) 'Public' and holding more than 5% of the total number of shares of the Company

SL No	Name of the Shareholder(s) and the Persons Acting in Concert (PAC) with them	No of Shares	Shares as % of total no of shares [i.e. Grand Total (A)+(B)+(C) indicated in Statement at para (I)(a) above]	Details of Warrants		Details of convertible securities		Total Shares (including underlying shares assuming full conversion of warrants and convertible securities ) as a % of diluted share capital
				No of warrants held	As a % of total no of warrants of the same class	No of convertible securities held	As a % of total no of convertible securities of the same class	
	NIL		NIL	NIL	NIL	NIL	NIL	NIL



**I(d) Statement showing details of locked-in shares as on 30.06.2014**

Sr.No.	Folio/CIID/DpId	Name of the shareholder	Number of locked-in shares	Locked in shares as a percentage of total number of shares(i.e. Grand Total (A)+(B)+(C) indicated in Statement at para (1)(a)above).	Promoter/Promoter Group/ Public
	NIL		NIL	NIL	NIL


**II(a) Statement showing details of Depository Receipts(DRs) as on 30.06.2014**

Sr.No.	Type of Outstanding DR(ADRs,GDRs,SD Rs,etc.)	Number of outstanding DRs	Number of shares underlying outstanding DRs	Shares underlying outstanding DRs as a percentage of total number of shares(i.e. Grand Total(A)+(B)+(C) indicated in Statement at para (1)(a) above).
	NIL	NIL	NIL	NIL



II(b) Statement showing Holding of Depository Receipts(DRs), where underlying shares held by 'promoter/promoter group' are in excess of 1% of the total number of shares as on 30.06.2014

Sr.No.	Name of DR Holder	Type of Outstanding DR (ADRs, GDRs, SDRs, etc.)	Number of shares underlying outstanding DRs	Shares underlying outstanding DRs as a percentage of total number of shares(i.e. Grand Total(A)+(B)+(C) indicated in Statement at para (1)(a) above).
	NIL	NIL	NIL	NIL

For Blue Chip India Ltd  
  
 Arhant Jain  
 (Managing Director)