


## (1) (a) Statement showing Shareholding Pattern

Name of the Company: BLUE STAR LIMITED		BSE- 500067 , NSE- BLUESTARCO ; Equity	
Scrip Code, Name of the scrip, class of security:		30th June, 2014	
Quarter ended:			
	Partly paid-up shares:-	No. of partly paid-up shares	As a % of total no. of partly paid-up shares
		0	0.0000
	Held by Promoter / Promoter Group	0	0.0000
	Held by public	0	0.0000
	Total	0	0.0000
	Outstanding convertible securities:-		
		No. of outstanding securities	As a % of total No. of outstanding convertible securities
		0	0.0000
	Held by Promoter / Promoter Group	0	0.0000
	Held by public	0	0.0000
	Total	0	0.0000
	Warrants:-		
		No. of warrants	As a % of total no. of warrants
		0	0.0000
	Held by Promoter / Promoter Group	0	0.0000
	Held by public	0	0.0000
	Total	0	0.0000
	Total paid-up capital of the company assuming full conversion of warrants and		89936105

For BLUE STAR LIMITED

SANGAMESHWAR IYER  
Company Secretary

Category Code	Category of shareholder (I)	Number of shareholders (III)	Total number of shares (IV)	Number of shares held in dematerialised form (V)	Total shareholding as a percentage of total number of		Shares pledged or otherwise encumbered	
					As a percentage of (A+B) (VI)	As a percentage of (A+B+C) (VII)	Number of shares (VIII)	As a percentage (IX) = (VIII)/(IV)*100
(A)	Promoter and Promoter Group (II)							
1	Indian							
(a)	Individuals/Hindu Undivided Family	16	21468354	21468354	23.8707	23.8707	600000	2.7948
(b)	Central Government/State Government(s)	0	0	0	0.0000	0.0000	0	0.0000
(c)	Bodies Corporate	1	21731	21731	0.0242	0.0242	0	0.0000
(d)	Financial Institutions / Banks	0	0	0	0.0000	0.0000	0	0.0000
(e)	Any Other (Promoters Trust)	4	13523837	13523837	15.0372	15.0372	0	0.0000
	Sub Total (A)(1)	21	35013922	35013922	38.9320	38.9320	600000	1.7136
2	Foreign							
(a)	Individuals (Non-Resident Individuals/Foreign Individuals)	4	543075	543075	0.6038	0.6038	0	0.0000
(b)	Bodies Corporate	0	0	0	0.0000	0.0000	0	0.0000
(c)	Institutions	0	0	0	0.0000	0.0000	0	0.0000
(d)	Qualified Foreign Investors	0	0	0	0.0000	0.0000	0	0.0000
(e)	Any Other (specify)	0	0	0	0.0000	0.0000	0	0.0000
	Sub Total (A)(2)	4	543075	543075	0.6038	0.6038	0	0.0000
	Total Shareholding of Promoter and Promoter Group (A)=(A)(1)+(A)(2)	25	35556997	35556997	39.5358	39.5358	600000	1.6874
(B)	Public shareholding							
1	Institutions							
(a)	Mutual Funds/UTI	41	15638724	15638724	17.3887	17.3887	-	-
(b)	Financial Institutions / Banks	12	50638	39958	0.0563	0.0563	-	-
(c)	Central Government/State Government(s)	0	0	0	0.0000	0.0000	-	-
(d)	Venture Capital Funds	0	0	0	0.0000	0.0000	-	-
(e)	Insurance Companies	1	1024005	1024005	1.1386	1.1386	-	-
(f)	Foreign Institutional Investors	10	5404377	5404377	6.0091	6.0091	-	-
(g)	Foreign Venture Capital Investors	0	0	0	0.0000	0.0000	-	-
(h)	Qualified Foreign Investors	0	0	0	0.0000	0.0000	-	-
(i)	Any Other (specify)	0	0	0	0.0000	0.0000	-	-
	Foreign Mutual Fund	3	257931	257931	0.2868	0.2868	-	-



	Sub Total (B) (1)	67	22375675	22363120	24.8795	24.8795
2	Non-institutions					
(a)	Bodies Corporate	462	3645961	3590166	4.0539	4.0539
(b) (i)	Individuals - shareholders holding nominal share capital up to Rs 1 Lakh	21143	18395413	15390962	20.4539	20.4539
(ii)	Individual shareholders holding nominal share capital in excess of Rs. 1 Lakh	50	8821558	8615413	9.8087	9.8087

Category code	Category of shareholder	Number of shareholders	Total number of shares	Number of shares held in dematerialised form	Total shareholding as a percentage of total number of		Shares pledged or otherwise encumbered	
					As a percentage of (A+B) (VI)	As a percentage of (A+B+C) (VII)	Number of shares (VIII)	As a percentage (IX) = (VIII)/(IV)*100
(I)	(II)	(III)	(IV)	(V)	(VI)	(VII)	(VIII)	(IX)
(c)	Qualified Foreign Investors	0	0	0	0.0000	0.0000	-	-
(d)	Any Other							
i	Non Resident Indians (Repat)	301	304367	298262	0.3384	0.3384	-	-
ii	Non Resident Indians (Non Repat)	134	602022	602022	0.6694	0.6694	-	-
iii	Foreign Companies	2	375	0	0.0004	0.0004	-	-
iv	Clearing Member	132	231065	231065	0.2569	0.2569	-	-
v	Market Maker	9	1372	1372	0.0015	0.0015	-	-
vi	Trusts	2	1300	1300	0.0014	0.0014	-	-
	Sub Total (B)(2)	22235	32003433	28730562	35.5946	35.5946	-	-
	Total Public Shareholding Public Group (B)=(I)+(B)(2)	22302	54379108	51093682	60.4642	60.4642	NA	NA
	Total (A)+(B)	22327	89936105	86650679	100.0000	100.0000	600000	0.6671
(C)	Shares held by custodians and against which Depository Receipts have been issued							
i	Promoter and Promoter group	0	0	0	0.0000	0.0000	0	0.0000
ii	Public	0	0	0	0.0000	0.0000	0	0.0000
	Sub Total (C)	0	0	0	0	0	0	0
	GRAND TOTAL (A)+(B)+(C)	22327	89936105	86650679	100.0000	100.0000	600000	0.6671

For BLUE STAR LIMITED.



SANGAMESHWAR IYER  
Company Secretary

(I)(b) Statement showing holding of securities (including shares, warrants, convertible securities) of persons belonging to the category "Promoter and Promoter Group"

Sr. No.	Name of the shareholder	Details of Shares held		Encumbered shares		Details of warrants		Details of convertible securities		shares (including underlying shares assuming full conversion of warrants and convertible securities)
		Number of shares held	As a % of grand total (A)+(B)+(C)	No.	As a percentage (VI)=(V)/(II)*100	As a % of grand total (A)+(B)+(C) of sub-clause (I)(a)	Number of warrants held	As a % total number of warrants of the same class	Number of convertible securities held	
(I)	(II)	(III)	(IV)	(V)	(VII)	(VIII)	(IX)	(X)	(XI)	(XII)
1	IL & FS TRUST COMPANY LTD	7458354	8.29	0	0.00	0	0	0	0	8.29
2	IL & FS TRUST COMPANY LTD	3554722	3.95	0	0.00	0	0	0	0	3.95
3	J T ADVANI FINANCE PVT LTD	21731	0.02	0	0.00	0	0	0	0	0.02
4	ASHOK MOHAN ADVANI (AADPA1225A)	9785006	10.88	0	0.00	0	0	0	0	10.88
5	SUNEEL MOHAN ADVANI (AADPA1227C)	5921549	6.58	0	0.00	0	0	0	0	6.58
6	VIR S ADVANI (AADPA1226D)	50000	0.06	0	0.00	0	0	0	0	0.06
7	NARGIS SUNEEL ADVANI (AADPA3655Q)	2720695	3.03	0	0.00	0	0	0	0	3.03
8	SUNEETA NANIK ADVANI (AAPV9688M)	2141770	2.38	6000000	28.01	0	0	0	0	2.38
9	ROHINA LULLA (AADPA5658D)	1116885	1.24	0	0.00	0	0	0	0	1.24
10	ANISSA KHANNA (AABPA2322G)	1076630	1.20	0	0.00	0	0	0	0	1.20
11	NANIK RAMCHAND VASWANI (AAPV9697E)	945095	1.05	0	0.00	0	0	0	0	1.05
12	ARMAAN SANDEEP MURTHY (BPDPM3500E)	50000	0.06	0	0.00	0	0	0	0	0.06



13	UDAY VIR ADVANI (AYIPA3750B)	50000	0.06	0	0.00	0	0.00	0	0	0	0	0.06
14	SUNAINA S ADVANI (AABPA2321F)	50000	0.06	0	0.00	0	0.00	0	0	0	0	0.06
15	SUMER SANDEEP MURHITY (BPDPM3499C)	50000	0.06	0	0.00	0	0.00	0	0	0	0	0.06
16	ANITA ADVANI (AGKPR6740G)	30000	0.03	0	0.00	0	0.00	0	0	0	0	0.03
17	DEV KHANNA (CGYPK1143H)	18750	0.02	0	0.00	0	0.00	0	0	0	0	0.02
18	RANA RAJIV LULLA (AIAPLS213E)	18750	0.02	0	0.00	0	0.00	0	0	0	0	0.02
19	IMAN RAJIV LULLA (AIAPLS214D)	18750	0.02	0	0.00	0	0.00	0	0	0	0	0.02
20	SUNEEL MOHAN ADVANI (AAGHS5776K)	478310	0.53	0	0.00	0	0.00	0	0	0	0	0.53
<b>TOTAL</b>		35556997	39.54	600000	28.0142	0.6671	0	0	0	0	0	39.54

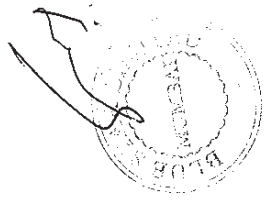


Statement showing holding of securities (including shares, warrants, convertible securities) of persons belonging to the category "Public" and holding more than 1% of the total number of shares

Sr. No.	Name of the shareholder	Number of shares held	Shares as a percentage of total number of shares (i.e., Grand Total (A)+(B)+(C) indicated in Statement at para (1)(a) above)	Details of warrants		Details of convertible securities		Total shares (including underlying shares assuming full conversion of warrants and convertible securities) as a % of diluted share capital
				Number of warrants held	As a % total number of warrants of the same class	Number of convertible securities held	% w.r.t total number of convertible securities of the same class	
1	HDFC TRUSTEE COMPANY LIMITED - HDFC HDFC MID CO-OPPORTUNITIES FUND (AAATH1869A)	4477580	4.98	0.00	0.00	0.00	0.00	4.98
2	SBI CONTRA FUND (AABTS6407Q)	2759632	3.07	0.00	0.00	0.00	0.00	3.07
3	ICICI PRUDENTIAL DISCOVERY FUND (AAAAD0038F)	3337480	3.71	0.00	0.00	0.00	0.00	3.71
4	THE ORIENTAL INSURANCE COMPANY LIMITED	1024005	1.14	0.00	0.00	0.00	0.00	1.14
5	SAIF ADVISOR MAURITIUS LIMITED A/C SAIF INDIA IV	4731983	5.26	0.00	0.00	0.00	0.00	5.26
6	FIL HOLDINGS LTD	1325067	1.47	0.00	0.00	0.00	0.00	1.47
7	UTI-DIVIDEND YIELD FUND (AAATU1088L)	2969592	3.30	0.00	0.00	0.00	0.00	3.30
	RELIANCE CAPITAL TRUSTEE CO LTD A/C RELIANCEEQUITY OPPORTUNITIES FUND AAATK0090B	20625339	22.93	0.00	0.00	0.00	0.00	22.93
	<b>TOTAL</b>							


Statement showing holding of securities (including shares, warrants, convertible securities) of persons (together with PAC) belonging to the category "Public" and holding more than 5% of the total number of shares of the company

Sr. No.	Name(s) of the shareholder(s) and the Persons Acting in Concert (PAC) with them	Number of shares	Shares as a percentage of total number of shares (i.e., Grand Total (A)+(B)+(C) indicated in Statement at para (1)(a) above)	Details of warrants		Details of convertible securities		Total shares (including underlying shares assuming full conversion of warrants and convertible securities) as a % of diluted share capital
				Number of warrants	As a % total number of warrants of the same class	Number of convertible securities held	% w.r.t total number of convertible securities of the same class	
1	SAIF ADVISOR MAURITIUS LIMITED A/C SAIF INDIA IV	4731983	5.26	0.00	0.00	0.00	0.00	5.26
	FIL HOLDINGS LTD							
	<b>TOTAL</b>							





<u>Statement showing details of Locked-in shares</u>				
(I)(d)				
Sr. No.	Name of the shareholder	Number of Locked in Shares	Locked-in shares as a percentage of total number of shares {i.e., Grand Total (A)+(B)+(C) indicated in Statement at para (I)(a) above}	Category
1	NIL	NIL	NIL	
	<b>TOTAL</b>	<b>NIL</b>	<b>NIL</b>	



Statement showing details of Depository Receipts (DRs)					
(II)(a)	Sr. No.	Type of outstanding DR (ADRs, GDRs, SDRs, etc.)	Number of outstanding DRs	Number of shares underlying outstanding DRs	Shares underlying outstanding DRs as a percentage of total number of shares {i.e., Grand Total (A)+(B)+(C) indicated in Statement at para (I)(a) above}
	1	NIL	NIL	NIL	NIL
	TOTAL				NIL



Statement showing holding of Depository Receipts (DRs), where underlying shares held by "Promoter/ Promoter Group" are in excess of 1% of the total number of shares

(II) (b)

Sr. No.	Name of the DR Holder	Type of outstanding DR (ADRs, GDRs, SDRs, etc.)	Number of shares underlying DRs	Shares underlying outstanding DRs as a percentage of total number of shares [i.e., Grand Total (A)+(B)+(C) indicated in Statement at para (I)(a) above]
1	NIL	NIL	NIL	NIL
	TOTAL	NIL	NIL	NIL

