

Introductory sub-table (I)(a)

<b>Name of the Company: CHOWGULE STEAMSHIPS LIMITED</b>			
<b>Scrip Code, Name of the scrip, class of security: 501833, CHOWGST, Equity</b>			
<b>Quarter ended: 30.06.2014</b>			
<b>Partly paid-up shares:-</b>			
	<b>No. of partly paid-up shares</b>	<b>As a % of total no. of partly paid-up shares</b>	<b>As a % of total no. of shares of the company</b>
Held by promoter/promoter group	0	0	0
Held by public	0	0	0
<b>Total - D</b>	<b>0</b>	<b>0</b>	<b>0</b>
<b>Outstanding convertible securities:-</b>			
	<b>No. of outstanding securities</b>	<b>As a % of total no. of outstanding convertible securities</b>	<b>As a % of total no. of shares of the company, assuming full conversion of the convertible securities</b>
Held by promoter/promoter group	0	0	0
Held by public	0	0	0
<b>Total - E</b>	<b>0</b>	<b>0</b>	<b>0</b>
<b>Warrants:-</b>			
	<b>No. of warrants</b>	<b>As a % of total no. of warrants</b>	<b>As a % of total no. of shares of the company, assuming full conversion of warrants</b>
Held by promoter/promoter group	0	0	0
Held by public	0	0	0
<b>Total - F</b>	<b>0</b>	<b>0</b>	<b>0</b>
<b>Total paid-up capital of the company, assuming full conversion of warrants and convertible securities</b>			<b>36308425</b>

Statement Showing Shareholding Pattern								
Category	Category of Shareholder	Number of Shareholders	Table (I)(a)		Total shareholding as a percentage of total number of		Shares Pledged or otherwise encumbered	
			Total number of shares	Number of shares held in	As a percentage of (A+B) <sup>1</sup>	As a percentage of (A+B+C)	Number of shares	As a percentage
			(IV)	(V)	(VI)	(VII)	(VIII)	= (VIII)/(IV)*
<b>(A)</b>	<b>Shareholding of Promoter</b>							
<b>1</b>	<b>Indian</b>							
(a)	Individuals/ Hindu Undivided Family	29	3764193	2286447	10.37	10.37	0	0.00
(b)	Central Government/ State Government(s)	0	0	0	0.00	0.00	0	0.00
(c)	Bodies Corporate	4	17265682	17237932	47.55	47.55	0	0.00
(d)	Financial Institutions/ Banks	0	0	0	0.00	0.00	0	0.00
(e)	Any Others(Specify)	0	0	0	0.00	0.00	0	0.00
(e-i)								
(e-ii)								
	<b>Sub Total(A)(1)</b>	<b>33</b>	<b>21029875</b>	<b>19524379</b>	<b>57.92</b>	<b>57.92</b>	<b>0</b>	<b>0.00</b>
<b>2</b>	<b>Foreign</b>							
a	Individuals (Non-Residents Individuals/ Foreign Individuals)	9	1511884	0	4.16	4.16	0	0.00
b	Bodies Corporate	1	2260843	2260843	6.23	6.23	0	0.00
c	Institutions	0	0	0	0.00	0.00	0	0.00
d	Any Others(Specify)	0	0	0	0.00	0.00	0	0.00
d-i								
d-ii								
	<b>Sub Total(A)(2)</b>	<b>10</b>	<b>3772727</b>	<b>2260843</b>	<b>10.39</b>	<b>10.39</b>	<b>0</b>	<b>0.00</b>
	<b>Total Shareholding of</b>	<b>43</b>	<b>24802602</b>	<b>21785222</b>	<b>68.31</b>	<b>68.31</b>	<b>0</b>	<b>0.00</b>

<b>(B)</b>	<b>Public shareholding</b>							
<b>1</b>	<b>Institutions</b>							
(a)	Mutual Funds/ UTI	5	10423		0.03	0.03	0	0.00
(b)	Financial Institutions / Banks	24	6540	124	0.02	0.02	0	0.00
(c)	Central Government/ State Government(s)	1	33	0	0.00	0.00	0	0.00
(d)	Venture Capital Funds	0	0	0	0.00	0.00	0	0.00
(e)	Insurance Companies	6	2950	0	0.01	0.01	0	0.00
(f)	Foreign Institutional Investors	0	0	0	0.00	0.00	0	0.00
(g)	Foreign Venture Capital Investors	0	0	0	0.00	0.00	0	0.00
(h)	Any Other (specify)	0	0	0	0.00	0.00	0	0.00
(h-i)								
(h-ii)								
	<b>Sub-Total (B)(1)</b>	<b>36</b>	<b>19946</b>	<b>124</b>	<b>0.05</b>	<b>0.05</b>	<b>0</b>	<b>0</b>
<b>B 2</b>	<b>Non-institutions</b>							
(a)	Bodies Corporate	316	719400	693140	1.98	1.98	0	0.00
(b)	Individuals				0.00	0.00	0	0.00
I	Individuals -i. Individual shareholders holding nominal share capital up to Rs 1 lakh	23705	6063151	4681883	16.70	16.70	0	0.00
II	ii. Individual shareholders holding nominal share capital in excess of Rs. 1 lakh.	98	4321724	4233976	11.90	11.90	0	0.00
(c)	Any Other (specify)				0.00	0.00	0	0.00
(c-i)	Clearing Members	41	33675	33675	0.09	0.09	0	0.00
(c-ii)	Trust	6	65833	65833	0.18	0.18	0	0.00
(c-iii)	Non Resident Indians (Repatriable)	57	248390	248390	0.68	0.68	0	0.00
(c-iv)	Non Resident Indians (Non Repatriable)	52	31854	29010	0.09	0.09	0	0.00
(c-v)	Overseas Bodies Corporates	3	1850	0	0.01	0.01		
	<b>Sub-Total (B)(2)</b>	<b>24278</b>	<b>11485877</b>	<b>9985907</b>	<b>31.63</b>	<b>31.63</b>	<b>0</b>	<b>0</b>
<b>(B)</b>	<b>Total Public Shareholding (B)= (B)(1)+(B)(2)</b>	<b>24314</b>	<b>11505823</b>	<b>9986031</b>	<b>31.69</b>	<b>31.69</b>	<b>0</b>	<b>0</b>
	<b>TOTAL (A)+(B)</b>	<b>24357</b>	<b>36308425</b>	<b>31771253</b>	<b>100.00</b>	<b>100.00</b>	<b>0</b>	<b>0</b>

(C)	Shares held by. Custodians and against which Depository Receipts have been issued							
1	Promoter and Promoter Group	0	0	0	0	0	0	0.00
2	Public	0	0	0	0	0	0	0.00
	<b>Sub-Total (C)</b>	<b>0</b>	<b>0</b>	<b>0</b>	<b>0</b>	<b>0</b>	<b>0</b>	<b>0</b>
	<b>GRAND TOTAL (A)+(B)+(</b>	<b>24357</b>	<b>36308425</b>	<b>31771253</b>	<b>100.00</b>	<b>100.00</b>	<b>0</b>	<b>0</b>

(D)(b) Statement showing holding of securities (including shares, warrants, convertible securities) of persons belonging to the category "Promoter and Promoter Group"

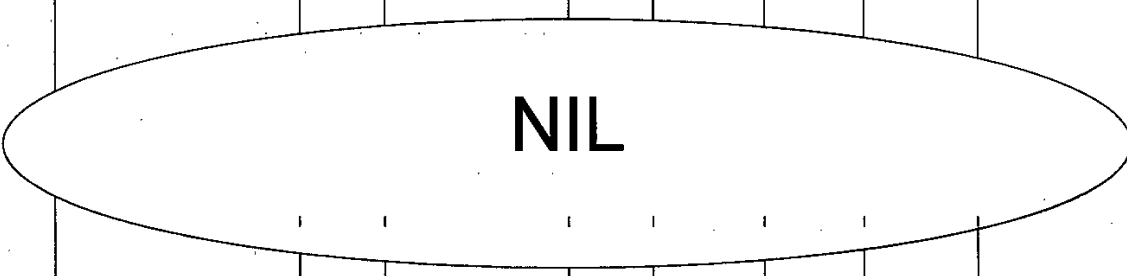
Sr. No.	Name of the shareholder	Details of Shares held		Encumbered shares (*)		Details of warrants		Details of convertible securities		Total shares (including underlying shares assuming full conversion of warrants and convertible securities) as a % of diluted	
		Number of shares held	As a % of grand total (A)+(B)+(C)	No.	As a percentage	As a % of grand total (A)+(B)+(C) of sub-clause (I)(a)	Number of warrants held	As a % total number of warrants of the same class	Number of convertible securities held		As a % total number of convertible securities of the same class
(i)	(ii)	(iii)	(iv)	(v)	(vi)=(v)/(iii)*100	(vii)	(viii)	(ix)	(x)	(xi)	
1	CHOWGULE AND COMPANY PRIVATE LIMITED.	16817554	46.3186	0	0.00	0.00	0	0.00	0	0.00	46.32
2	DOLPHIN INVESTMENT LIMITED	305041	0.8401	0	0.00	0.00	0	0.00	0	0.00	0.84
3	CHOWGULE AND COMPANY PRIVATE LIMITED	115337	0.3177	0	0.00	0.00	0	0.00	0	0.00	0.32
4	CHOWGULE REAL ESTATE & CONSTRUCTION LTD	27750	0.764	0	0.00	0.00	0	0.00	0	0.00	764.00
5	VIJAY VISHWASRAO CHOWGULE	821764	2.2566	0	0.00	0.00	0	0.00	0	0.00	2.26
6	VIJAY VISHWASRAO CHOWGULE	335112	0.923	0	0.00	0.00	0	0.00	0	0.00	0.92
7	ASHOK VISHWAS RAO CHOWGULE	293761	0.891	0	0.00	0.00	0	0.00	0	0.00	0.89
8	QUAIL INVESTMENTS LTD.	2260843	6.2268	0	0.00	0.00	0	0.00	0	0.00	6.23
9	ARTI PRATAP SHIRKE DORIGO	303125	0.8349	0	0.00	0.00	0	0.00	0	0.00	0.83
10	ANITA PRATAP SHIRKE YURAVLIVKER	303125	0.8349	0	0.00	0.00	0	0.00	0	0.00	0.83
11	ANJALI PRATAP SHIRKE	303125	0.8349	0	0.00	0.00	0	0.00	0	0.00	0.83
12	PRATAP BABURAO SHIRKE	287500	0.7918	0	0.00	0.00	0	0.00	0	0.00	0.79
13	SARITA PRATAP SHIRKE	118285	0.3258	0	0.00	0.00	0	0.00	0	0.00	0.33
14	PRATAP BABURAO SHIRKE	86850	0.2392	0	0.00	0.00	0	0.00	0	0.00	0.24
15	SARITA PRATAP SHIRKE	71374	0.1966	0	0.00	0.00	0	0.00	0	0.00	0.20
16	ARTI PRATAP SHIRKE DORIGO	19250	0.530	0	0.00	0.00	0	0.00	0	0.00	530.00
17	ANITA PRATAP SHIRKE YURAVLIVKER	19250	0.530	0	0.00	0.00	0	0.00	0	0.00	530.00
18	LAXMANRAO DATTAJI CHOWGULE	271250	0.7471	0	0.00	0.00	0	0.00	0	0.00	0.75
19	UMAJI VISHWASRAO CHOWGULE	257971	0.7105	0	0.00	0.00	0	0.00	0	0.00	0.71
20	ROHINI VISHWASRAO CHOWGULE	255784	0.6945	0	0.00	0.00	0	0.00	0	0.00	0.69
21	JAGDEEP YESHWANTRAO CHOWGULE	195125	0.5374	0	0.00	0.00	0	0.00	0	0.00	0.54
22	INDIRABAI LAXMANRAO CHOWGULE	173250	0.4772	0	0.00	0.00	0	0.00	0	0.00	0.48
23	VISHWASRAO DATTAJI CHOWGULE	119000	0.3277	0	0.00	0.00	0	0.00	0	0.00	0.33
24	VIDHYA MILIND VERNEKAR	117000	0.3222	0	0.00	0.00	0	0.00	0	0.00	0.32
25	PADMA CHOWGULE	116285	0.3203	0	0.00	0.00	0	0.00	0	0.00	0.32
26	SHEELA YESHWANTRAO CHOWGULE	115000	0.3167	0	0.00	0.00	0	0.00	0	0.00	0.32
27	PADMA VISHWASRAO CHOWGULE	112135	0.388	0	0.00	0.00	0	0.00	0	0.00	0.39
28	SURESH LAXMANRAO CHOWGULE	89250	0.2458	0	0.00	0.00	0	0.00	0	0.00	0.25
29	JAYWANT YESHWANTRAO CHOWGULE	64750	0.1783	0	0.00	0.00	0	0.00	0	0.00	0.18
30	DILIP LAXMANRAO CHOWGULE	61067	0.1682	0	0.00	0.00	0	0.00	0	0.00	0.17
31	YESHWANTRAO D CHOWGULE	60000	0.1653	0	0.00	0.00	0	0.00	0	0.00	0.17
32	YESHWANTRAO D CHOWGULE	60000	0.1653	0	0.00	0.00	0	0.00	0	0.00	0.17
33	CHOWGULE SURESH LAXMANRAO	55125	0.1518	0	0.00	0.00	0	0.00	0	0.00	0.15
34	YESHWANTRAO DATTAJI CHOWGULE	46200	0.1272	0	0.00	0.00	0	0.00	0	0.00	0.13
35	LAXMANRAO DATTAJI CHOWGULE	34895	0.961	0	0.00	0.00	0	0.00	0	0.00	961.00
36	RAMESH LAXMANRAO CHOWGULE	31500	0.868	0	0.00	0.00	0	0.00	0	0.00	868.00
37	SANTOSH LAXMANRAO CHOWGULE	26172	0.721	0	0.00	0.00	0	0.00	0	0.00	721.00
38	ASHOK VISHWASRAO CHOWGULE	24675	0.680	0	0.00	0.00	0	0.00	0	0.00	680.00
39	YESHWANTRAO D CHOWGULE	15750	0.434	0	0.00	0.00	0	0.00	0	0.00	434.00
40	CHOWGULE SATISH LAXMANRAO	8567	0.236	0	0.00	0.00	0	0.00	0	0.00	236.00
41	DAULATRAO Y CHOWGULE	1400	0.39	0	0.00	0.00	0	0.00	0	0.00	39.00
42	EWART LAZARUS	1313	0.36	0	0.00	0.00	0	0.00	0	0.00	36.00
43	NISHIKANT SHIVAJIRAO CHOWGULE	92	0.253	0	0.00	0.00	0	0.00	0	0.00	3.00
<b>TOTAL</b>		<b>24802602</b>	<b>68.31</b>	<b>0</b>	<b>0.00</b>	<b>0.00</b>	<b>0</b>	<b>0.00</b>	<b>0</b>	<b>0.00</b>	<b>5869.88</b>

(\*) The term "encumbrance" has the same meaning as assigned to it in regulation 28(3) of the SAST Regulations, 2011

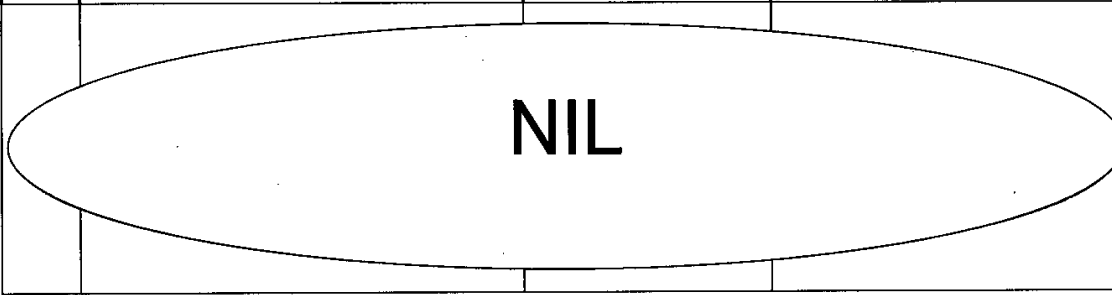
**(I)(c)(i) Statement showing holding of securities (including shares, warrants, convertible securities) of persons belonging to the category "Public" and holding more than 1% of the total number of shares**

Sr. No.	Name of the shareholder	Number of shares held	Shares as a percentage of total number of shares {i.e., Grand Total (A)+(B)+(C) indicated in Statement at para (I)(a) above}	Details of warrants		Details of convertible securities		Total shares (including underlying shares assuming full conversion of warrants and convertible securities) as a % of diluted share capital
				Number of warrants held	As a % total number of warrants of the same class	Number of convertible securities held	% w.r.t total number of convertible securities of the same class	
1	CHITRA P MAHATME	1280945	3.53	0	0	0	0	3.53

**(I)(c)(ii) Statement showing holding of securities (including shares, warrants, convertible securities) of persons (together with PAC) belonging to the category "Public" and holding more than 5% of the total number of shares of the company**


Sr. No.	Name(s) of the shareholder(s) and the Persons Acting in Concert (PAC) with them	Number of shares	Shares as a percentage of total number of shares {i.e., Grand Total (A)+(B)+(C) indicated in Statement at para (I)(a) above}	Details of warrants		Details of convertible securities		Total shares (including underlying shares assuming full conversion of warrants and convertible securities) as a % of diluted share capital
				Number of warrants	As a % total number of warrants of the same class	Number of convertible securities held	% w.r.t total number of convertible securities of the same class	
								

(I)(d) Statement showing details of locked-in shares


Sr. No.	Name of the shareholder	Number of locked-in shares	Locked-in shares as a percentage of total number of shares (i.e., Grand Total (A)+(B)+(C) indicated in Statement at para (I)(a) above)
 <b>NIL</b>			



(II)(a) Statement showing details of Depository Receipts (DRs)

Sr. No.	Type of outstanding DR (ADRs, GDRs, SDRs, etc.)	Number of outstanding DRs	Number of shares underlying outstanding DRs	Shares underlying outstanding DRs as a percentage of total number of shares {i.e., Grand Total (A)+(B)+(C) indicated in Statement at para (I)(a) above}
 <b>NIL</b>				

**(II)(b) Statement showing holding of Depository Receipts (DRs), where underlying shares held by "promoter/promoter group" are in excess of 1% of the total number of shares**

Sr. No.	Name of the DR Holder	Type of outstanding DR (ADRs, GDRs, SDRs, etc.)	Number of shares underlying outstanding DRs	Shares underlying outstanding DRs as a percentage of total number of shares (i.e., Grand Total (A)+(B)+(C) indicated in Statement at para (I)(a) above}
 <b>NIL</b>				