


(1)(a) STATEMENT SHOWING SHAREHOLDING PATTERN IN CLAUSE-35			
NAME OF THE COMPANY: COROMANDEL ENGINEERING COMPANY LTD		Name of the Scrip: COROMANDEL ENGINEERING COMPANY LTD	
SCRIP CODE:	533167		
Class of Security:			
QUARTER ENDED:	30/06/2014		
		As a % of total no. of partly paid-up shares	As a % of total no. of shares of the Company.
partly paid-up shares			
Held by promoter/promoter group	No. of partly paid-up shares	0	0
Held by Public		0	0
Total:		0	0
			As a % of total no. of shares of the Company assuming full conversion of the convertible securities
Outstanding convertible securities:	No. of outstanding securities		
Held by promoter/promoter group		0	0
Held by Public		0	0
Total:		0	0
			As a % of total no. of shares of the Company, assuming full conversion of warrants
Warrants:	No. of warrants		
Held by promoter/promoter group		0	0
Held by Public		0	0
Total:		0	0
Total paid-up capital of the Company, assuming full conversion of warrants and convertible securities		33233598	100.00




CATEGORY CODE	CATEGORY OF SHAREHOLDER	NO OF SHAREHOLDERS	TOTAL NUMBER OF SHARES	NO OF SHARES HELD IN DEMATERIALIZED FORM	TOTAL SHAREHOLDING AS A % OF TOTAL NO OF SHARES	
					As a PERCENTAGE of (A+B)	As a PERCENTAGE of (A+B+C)
(i)	(ii)	(iii)	(iv)	(v)	(vi)	(vii)
(A)	PROMOTER AND PROMOTER GROUP					
(1)	INDIAN					
(a)	Individual / IUF	38	3592143	3592143	10.81	10.81
(b)	Central Government / State Government(s)	0	0	0	0.00	0.00
(c)	Bodies Corporate	20	21092874	21092874	63.47	63.47
(d)	Financial Institutions / Banks	0	0	0	0.00	0.00
(e)	Others	0	0	0	0.00	0.00
	Sub-Total A(1) :	58	24685017	24685017	74.28	74.28
(2)	FOREIGN					
(a)	Individuals (NRIs/Foreign Individuals)	0	0	0	0.00	0.00
(b)	Bodies Corporate	0	0	0	0.00	0.00
(c)	Institutions	0	0	0	0.00	0.00
(d)	Qualified Foreign Investor	0	0	0	0.00	0.00
(e)	Others	0	0	0	0.00	0.00
	Sub-Total A(2) :	0	0	0	0.00	0.00
	Total A=A(1)+A(2)	58	24685017	24685017	74.28	74.28
(B)	PUBLIC SHAREHOLDING					
(1)	INSTITUTIONS					
(a)	Mutual Funds / IIF	0	0	0	0.00	0.00
(b)	Financial Institutions / Banks	0	0	0	0.00	0.00
(c)	Central Government / State Government(s)	0	0	0	0.00	0.00
(d)	Venture Capital Funds	0	0	0	0.00	0.00
(e)	Insurance Companies	0	0	0	0.00	0.00
(f)	Foreign Institutional Investors	0	0	0	0.00	0.00
(g)	Foreign Venture Capital Investors	0	0	0	0.00	0.00
(h)	Qualified Foreign Investor	0	0	0	0.00	0.00
(i)	Others	0	0	0	0.00	0.00
	Sub-Total B(1) :	0	0	0	0.00	0.00
(2)	NON-INSTITUTIONS					
(a)	Bodies Corporate	138	3280391	3275279	9.87	9.87
(b)	Individuals					
	(i) Individuals holding nominal share capital upto Rs. 1 lakh	2451	1665403	1566953	5.01	5.01
	(ii) Individuals holding nominal share capital in excess of Rs. 1 lakh	91	3571406	571406	10.75	10.75
(c)	Others					
	NON RESIDENT INDIANS	14	12737	12737	0.04	0.04
	CLEARING MEMBERS	19	13844	13844	0.04	0.04
	TRUSTS	1	4800	4800	0.01	0.01
(d)	Qualified Foreign Investor	0	0	0	0.00	0.00
	Sub-Total B(2) :	2714	8548581	8445019	25.72	25.72
	Total B=B(1)+B(2) :	2714	8548581	8445019	25.72	25.72
	Total (A+B) :	2772	33233598	33130036	100.00	100.00
(C)	Shares held by custodians, against which Depository Receipts have been Issued					
(1)	Promoter and Promoter Group					
(2)	Public	0	0	0	0.00	0.00
	GRAND TOTAL (A+B+C) :	2772	33233598	33130036	100.00	0.00





(A) (b) Statement showing holding of securities (including shares, warrants, convertible securities) of persons belonging to the category "Promoter and Promoter Group"

Sr. No.	Name of the Shareholder	Details of Shares held			Encumbered shares (*)			Details of Warrants			Details of convertible securities		Total Shares (including underlying shares assuming full conversion of warrants and convertible securities) as a % of diluted share capital
		No. of Shares held (iii)	As a % of grand total (A)+(B)+(C)	Pledge Shares (V)	AS a percentage (VI)=(V)/(iii)*100	AS a % of grand total (A) + (B) + (C) of sub-clause (i)(a)	Number of warrants held (VIII)	As a % total number of warrants of the same class (IX)	Number of convertible securities held (X)	As a % total number of convertible securities of the same class (XI)			
											(XII)	(XIII)	
1	EID Parry (India) Ltd.	42938	0.13	0	0.00	0.00	0	0.00	0	0.00	0	0.00	0.13
2	Coromandel International Ltd.	0	0.00	0	0.00	0.00	0	0.00	0	0.00	0	0.00	0.00
3	Parry America Inc.	0	0.00	0	0.00	0.00	0	0.00	0	0.00	0	0.00	0.00
4	Parry Chemicals Ltd.	0	0.00	0	0.00	0.00	0	0.00	0	0.00	0	0.00	0.00
5	Parrys Investments Ltd.	0	0.00	0	0.00	0.00	0	0.00	0	0.00	0	0.00	0.00
6	Parrys Sugar Ltd.	0	0.00	0	0.00	0.00	0	0.00	0	0.00	0	0.00	0.00
7	Alagawadi Breshwar Sugars Pvt Ltd.	0	0.00	0	0.00	0.00	0	0.00	0	0.00	0	0.00	0.00
8	Parrys Sugar Industries Ltd.	0	0.00	0	0.00	0.00	0	0.00	0	0.00	0	0.00	0.00
9	Parry Agrochem Exports Ltd.	0	0.00	0	0.00	0.00	0	0.00	0	0.00	0	0.00	0.00
10	Tube Investments of India Ltd	453481	1.30	0	0.00	0.00	0	0.00	0	0.00	0	0.00	1.30
11	Parry Infrastructure Co Pvt Ltd.	2500100	7.52	0	0.00	0.00	0	0.00	0	0.00	0	0.00	7.52
12	Silkroad Sugar Pvt Ltd.	0	0.00	0	0.00	0.00	0	0.00	0	0.00	0	0.00	0.00
13	Sadashiva Sugars Ltd.	0	0.00	0	0.00	0.00	0	0.00	0	0.00	0	0.00	0.00
14	US Neutraceuticals LLC	0	0.00	0	0.00	0.00	0	0.00	0	0.00	0	0.00	0.00
15	Dare Investments Ltd.	2500100	7.52	0	0.00	0.00	0	0.00	0	0.00	0	0.00	7.52
16	Liberty Phosphate Ltd.	0	0.00	0	0.00	0.00	0	0.00	0	0.00	0	0.00	0.00
17	Liberty Pesticides & Fertilizers Ltd.	0	0.00	0	0.00	0.00	0	0.00	0	0.00	0	0.00	0.00
18	Liberty Urvarak Ltd.	0	0.00	0	0.00	0.00	0	0.00	0	0.00	0	0.00	0.00
19	Parry Phytoremedies Pvt Ltd.	0	0.00	0	0.00	0.00	0	0.00	0	0.00	0	0.00	0.00
20	Parry Enterprises India Ltd.	0	0.00	0	0.00	0.00	0	0.00	0	0.00	0	0.00	0.00
21	CFL Mauritius Ltd.	0	0.00	0	0.00	0.00	0	0.00	0	0.00	0	0.00	0.00
22	Sabero Organics Gujarat Ltd	0	0.00	0	0.00	0.00	0	0.00	0	0.00	0	0.00	0.00
23	Sabero Europe BV	0	0.00	0	0.00	0.00	0	0.00	0	0.00	0	0.00	0.00
24	Sabero Australia Pty Ltd	0	0.00	0	0.00	0.00	0	0.00	0	0.00	0	0.00	0.00
25	Sabero Organics America SA	0	0.00	0	0.00	0.00	0	0.00	0	0.00	0	0.00	0.00
26	Sabero Argentina SA	0	0.00	0	0.00	0.00	0	0.00	0	0.00	0	0.00	0.00
27	Sabero Organics Philippines Asia Inc.	0	0.00	0	0.00	0.00	0	0.00	0	0.00	0	0.00	0.00
28	Coromandel Brasil Limitada	0	0.00	0	0.00	0.00	0	0.00	0	0.00	0	0.00	0.00
29	Murugappa Holdings Limited	2500100	7.52	0	0.00	0.00	0	0.00	0	0.00	0	0.00	7.52
30	Parry Agro Industries Ltd	2500100	7.52	0	0.00	0.00	0	0.00	0	0.00	0	0.00	7.52
31	Ambadi Investments Pvt. Ltd.	532280	1.90	0	0.00	0.00	0	0.00	0	0.00	0	0.00	1.90




(I)	(II)	(III)	(IV)	(V)	AS a percentage (VI)=(V)/(III)*100	(VII)	(VIII)	(IX)	(X)	(XI)	(XII)
No. of Shares held	As a % of grand total (A)+(B)+(C)	Pledge Shares	AS a percentage (VI)=(V)/(III)*100	AS a % of grand total (A)+(B)+ (C) of sub- clause (i)(a)	Number of warrants held	As a % total number of warrants of the same class	Number of convertible securities held	As a % total number of convertible securities of the same class			
32	0	0	0.00	0	0.00	0	0	0.00	0	0.00	0.00
33	1000100	0	3.01	0	0.00	0	0	0.00	0	0.00	3.01
34	0	0	0.00	0	0.00	0	0	0.00	0	0.00	0.00
35	0	0	0.00	0	0.00	0	0	0.00	0	0.00	0.00
36	0	0	0.00	0	0.00	0	0	0.00	0	0.00	0.00
37	0	0	0.00	0	0.00	0	0	0.00	0	0.00	0.00
38	0	0	0.00	0	0.00	0	0	0.00	0	0.00	0.00
39	0	0	0.00	0	0.00	0	0	0.00	0	0.00	0.00
40	0	0	0.00	0	0.00	0	0	0.00	0	0.00	0.00
41	0	0	0.00	0	0.00	0	0	0.00	0	0.00	0.00
42	0	0	0.00	0	0.00	0	0	0.00	0	0.00	0.00
43	360799	0	1.08	0	0.00	0	0	0.00	0	0.00	1.08
44	3042900	0	9.18	0	0.00	0	0	0.00	0	0.00	9.18
45	0	0	0.00	0	0.00	0	0	0.00	0	0.00	0.00
46	0	0	0.00	0	0.00	0	0	0.00	0	0.00	0.00
47	0	0	0.00	0	0.00	0	0	0.00	0	0.00	0.00
48	0	0	0.00	0	0.00	0	0	0.00	0	0.00	0.00
49	0	0	0.00	0	0.00	0	0	0.00	0	0.00	0.00
50	0	0	0.00	0	0.00	0	0	0.00	0	0.00	0.00
51	0	0	0.00	0	0.00	0	0	0.00	0	0.00	0.00
52	0	0	0.00	0	0.00	0	0	0.00	0	0.00	0.00
53	0	0	0.00	0	0.00	0	0	0.00	0	0.00	0.00
54	0	0	0.00	0	0.00	0	0	0.00	0	0.00	0.00
55	0	0	0.00	0	0.00	0	0	0.00	0	0.00	0.00
56	0	0	0.00	0	0.00	0	0	0.00	0	0.00	0.00
57	0	0	0.00	0	0.00	0	0	0.00	0	0.00	0.00
58	0	0	0.00	0	0.00	0	0	0.00	0	0.00	0.00



(I)	(II)	(III)	(IV)	(V)	(VI)=[(V)/(III)*100]	(VII)	(VIII)	(IX)	(X)	(XI)	(XII)
	No. of Shares held	As a % of grand total (A)+(B)+(C)	Pledge Shares	AS a percentage (VI)=[(V)/(III)*100]	AS a % of grand total (A)+(B)+(C)	Number of warrants held	As a % total number of warrants of the same class	Number of convertible securities held	As a % total number of convertible securities of the same class		
59	Cholamandalam Securities Ltd.	0	0	0.00	0.00	0	0.00	0	0.00	0	0.00
60	Cholamandalam Distribution Services Ltd.	2500700	0	7.52	0.00	0	0.00	0	0.00	0	7.52
61	AMM Foundation	0	0	0.00	0.00	0	0.00	0	0.00	0	0.00
62	AMM Arunachalam & Sons P Ltd.	14600	0	0.04	0.00	0	0.00	0	0.00	0	0.04
63	AMM Vellayan Sons P Ltd.	12094	0	0.04	0.00	0	0.00	0	0.00	0	0.04
64	MM Muthiah Sons P Ltd.	48430	0	0.15	0.00	0	0.00	0	0.00	0	0.15
65	Yeinoorkhan Group Estates	0	0	0.00	0.00	0	0.00	0	0.00	0	0.00
66	Murugappa & Sons	0	0	0.00	0.00	0	0.00	0	0.00	0	0.00
67	Kadamane Estates Company	0	0	0.00	0.00	0	0.00	0	0.00	0	0.00
68	Murugappa Educational and Medical Foundation	55502	0	0.17	0.00	0	0.00	0	0.00	0	0.17
69	M V Seetha Subbiah Benefit Trust (Mr S Vellayan holds shares on behalf of the Trust as one of the Trustees)	0	0	0.00	0.00	0	0.00	0	0.00	0	0.00
70	Vaifi Subbiah Benefit Trust (Mr S Vellayan holds shares on behalf of the Trust as one of the Trustees)	0	0	0.00	0.00	0	0.00	0	0.00	0	0.00
71	M A Alagappan Grand Children's Trust (Mr Arun Alagappan holds shares on behalf of the Trust as one of the Trustees)	141430	0	0.43	0.00	0	0.00	0	0.00	0	0.43
72	Arun Murugappan Children's Trust (Mr M.A Arunachalam holds shares on behalf of the Trust as one of the Trustees)	116430	0	0.35	0.00	0	0.00	0	0.00	0	0.35
73	M A Murugappan Holdings Private Ltd.	14600	0	0.04	0.00	0	0.00	0	0.00	0	0.04
74	MM Muthiah Research Foundation	36990	0	0.12	0.00	0	0.00	0	0.00	0	0.12
75	AR Lakshmi Achi Trust	13556	0	0.04	0.00	0	0.00	0	0.00	0	0.04
76	M V Murugappan	218630	0	0.66	0.00	0	0.00	0	0.00	0	0.66
77	M V Murugappan	56910	0	0.21	0.00	0	0.00	0	0.00	0	0.21
78	M V Murugappan	0	0	0.00	0.00	0	0.00	0	0.00	0	0.00
79	M V Vaifi Murugappan	103281	0	0.31	0.00	0	0.00	0	0.00	0	0.31

2



2

(I)	(II)	(III)	(IV)	(V)	AS a percentage (VI)=(V)/(III)*100	AS a % of grand total (A)+(B)+(C)	Pledge Shares	(VI)=(V)/(III)*100	AS a % of grand total (A)+(B)+ clause (I)(a)	Number of warrants held	(VII)	As a % total number of warrants of the same class	Number of convertible securities held	(IX)	As a % total number of convertible securities of the same class	(X)	(XII)
80	M V Subbiah	18090	0.05	0	0.00	0	0	0.00	0	0	0.00	0.00	0	0.00	0.05		
81	M V Subbiah	4160	0.01	0	0.00	0	0	0.00	0	0	0.00	0.00	0	0.00	0.01		
82	M V Subbiah	85165	0.26	0	0.00	0	0	0.00	0	0	0.00	0.00	0	0.00	0.26		
83	M V Subbiah (HUF)	0	0.00	0	0.00	0	0	0.00	0	0	0.00	0.00	0	0.00	0.00		
84	M V Seetha Subbiah	49968	0.15	0	0.00	0	0	0.00	0	0	0.00	0.00	0	0.00	0.15		
85	S Vellayan	284935	0.86	0	0.00	0	0	0.00	0	0	0.00	0.00	0	0.00	0.86		
86	Kanika Subbiah	0	0.00	0	0.00	0	0	0.00	0	0	0.00	0.00	0	0.00	0.00		
87	Kabir Subbiah	0	0.00	0	0.00	0	0	0.00	0	0	0.00	0.00	0	0.00	0.00		
88	Karthik Subbiah	0	0.00	0	0.00	0	0	0.00	0	0	0.00	0.00	0	0.00	0.00		
89	A Vellayan	284935	0.86	0	0.00	0	0	0.00	0	0	0.00	0.00	0	0.00	0.86		
90	A Vellayan	960	0.00	0	0.00	0	0	0.00	0	0	0.00	0.00	0	0.00	0.00		
91	Lalitha Vellayan	4560	0.01	0	0.00	0	0	0.00	0	0	0.00	0.00	0	0.00	0.01		
92	V Arunachalam	816	0.00	0	0.00	0	0	0.00	0	0	0.00	0.00	0	0.00	0.00		
93	Nagalakshmi Arunachalam	0	0.00	0	0.00	0	0	0.00	0	0	0.00	0.00	0	0.00	0.00		
94	V Narayanan	3456	0.01	0	0.00	0	0	0.00	0	0	0.00	0.00	0	0.00	0.01		
95	A Venkatachalam	284935	0.86	0	0.00	0	0	0.00	0	0	0.00	0.00	0	0.00	0.86		
96	A Venkatachalam	0	0.00	0	0.00	0	0	0.00	0	0	0.00	0.00	0	0.00	0.00		
97	Meyammai Venkatachalam	5232	0.02	0	0.00	0	0	0.00	0	0	0.00	0.00	0	0.00	0.02		
98	Anun Venkatachalam	0	0.00	0	0.00	0	0	0.00	0	0	0.00	0.00	0	0.00	0.00		
99	MV AR Meenakshi	16184	0.05	0	0.00	0	0	0.00	0	0	0.00	0.00	0	0.00	0.05		
100	M M Murugappan	451610	1.36	0	0.00	0	0	0.00	0	0	0.00	0.00	0	0.00	1.36		
101	M M Murugappan	13500	0.04	0	0.00	0	0	0.00	0	0	0.00	0.00	0	0.00	0.04		
102	M M Murugappan	5120	0.02	0	0.00	0	0	0.00	0	0	0.00	0.00	0	0.00	0.02		
103	M M Murugappan	0	0.00	0	0.00	0	0	0.00	0	0	0.00	0.00	0	0.00	0.00		
104	Meenakshi Murugappan	6400	0.02	0	0.00	0	0	0.00	0	0	0.00	0.00	0	0.00	0.02		
105	M M Muthiah	1800	0.01	0	0.00	0	0	0.00	0	0	0.00	0.00	0	0.00	0.01		
106	Solachi Muthiah	0	0.00	0	0.00	0	0	0.00	0	0	0.00	0.00	0	0.00	0.00		
107	M M Veerappan	1800	0.01	0	0.00	0	0	0.00	0	0	0.00	0.00	0	0.00	0.01		
108	M M Seethalakshmi	61916	0.19	0	0.00	0	0	0.00	0	0	0.00	0.00	0	0.00	0.19		
109	M Seethalakshmi	0	0.00	0	0.00	0	0	0.00	0	0	0.00	0.00	0	0.00	0.00		
110	M M Venkatachalam	451610	1.36	0	0.00	0	0	0.00	0	0	0.00	0.00	0	0.00	1.36		

Statement showing holding of securities (including shares, warrants, convertible securities) of persons belonging to the category "Public" and holding more than 1% of the total number of shares						
Sr.No.	Name of the shareholder	Number of shares held	Shares as a percentage of total number of shares (i.e., Grant total (A)-(B)-(C) indicated in Statement at para (f)(a) above)	Details of warrants		Total shares (including underlying shares assuming full conversion of warrants and convertible securities) as a % of diluted share capital)
				Number of warrants held	As a % total number of warrants of the same class	
				Details of convertible securities		
				Number of convertible securities held	% w.r.t total number of convertible securities of the same class	
1	PRESCIENT SECURITIES PRIVATE LIMITED	2302508	6.93	0	0.00	6.93
TOTAL :				0	0.00	6.93




Handwritten signature or initials.

(f)(c)(iii) Statement showing holding of securities (including shares, warrants, convertible securities) of persons (together with PAC) belonging to the category "Public" and holding more than 5% of the total number of shares of the company						
Sr.No.	Name(s) of the shareholder(s) and the Persons Acting in Concert (PAC) with shares held	Number of shares held	Shares as a percentage of total number of shares (i.e., Grant total (A)+(B)+(C) indicated in Statement at para (f)(a) above)	Details of warrants		Total shares (including underlying shares assuming full conversion of warrants and convertible securities) as a % of diluted share capital
				Number of warrants held	As a % total number of warrants of the same class	
1	PRESCIENT SECURITIES PRIVATE LIMITED	2302508	6.93	0	0.00	6.93
TOTAL :		2302508	6.93	0	0.00	6.93



9

STATEMENT SHOWING DETAILS OF DEPOSITORY RECEIPTS (DRs)				
(ii)(a)				
Sr.No.	Type of outstanding DR (ADRs,GDRs,SDRs,etc.)	Number of outstanding DRs	Number of shares underlying outstanding DRs	Shares underlying outstanding DRs as a percentage of total number of shares {i.e., Grand Total (A)+(B)+(C) indicated in Statement at Para(i)(a) above}
TOTAL :				0



Handwritten signature or mark.

(II)(b)	Statement showing Holding of Depository Receipts (DRs), where underlying shares held by "Promoter/Promoter group" are in excess of 1% of the total number shares.			
	Type of outstanding DR (ADRs, GDRs, SDRs, etc.)	Number of shares underlying outstanding DRs	Shares underlying outstanding DRs as a percentage of total number of shares (i.e., Grand Total (A)+(B)+(C) indicated in Statement at para (I)(a) above)	
Sr.No.	Name of the DR Holder			
TOTAL :				0



2

COROMANDEL ENGINEERING COMPANY LTD

Statement showing the voting pattern of shareholders, if more than one class of shares/securities is issued by the issuer as on 30.06.2014							
Category Code	Category of Shareholder	Number of Voting Rights held in each class of securities			Total Voting Rights (III+IV+V)	Total Voting Rights Le.(IV)	
		Class X EQUITY (III)	Class Y (IV)	Class Z (V)		As a percentage of (A+B)	As a percentage of (A+B+C)
(I)	(II)	(III)	(IV)	(V)	(VI)	(VII)	(VIII)
(A)	PROMOTER AND PROMOTER GROUP						
(I)	INDIAN						
(a)	Individuals / Hindu Undivided Family						
(b)	Central Government / State Government(s)						
(c)	Bodies Corporate						
(d)	Financial Institutions / Banks						
(e)	Any Other - Promoter Trust						
	Sub-Total (A)(1)						
(I)	Foreign						
(a)	Individuals (Non-Resident Individuals/Foreign Individuals)						
(b)	Bodies Corporate						
(c)	Institutions						
(d)	Any Other (Specify)						
	Sub-Total (A)(2)						
	Total Shareholding of Promoter and Promoter Group (A) = (A)(1) + (A)(2)						
(B)	Public shareholding						
(1)	Institutions						
(a)	Mutual Funds/UTI						
(b)	Financial Institutions /Banks						
(c)	Central Government / State Government(s)						
(d)	Venture Capital Funds						
(e)	Insurance Companies						
(f)	Foreign Institutional Investors						
(g)	Foreign Venture Capital Investors						
(h)	Any Other (Specify)						
	Sub-Total (B)(1)						
(2)	Non-Institutions						
(a)	Bodies Corporate						
(b)	Individuals						
	i. Individual shareholders holding nominal share capital up to Rs. 1 lakh.						
	ii. Individual shareholding nominal share capital in excess of Rs. 1 lakh						
(c)	Any Other (Specify)						
	i) Non Resident Indians						
	ii) Foreign Nationals						
	iii) TRUST						
	iv) Clearing Members						
	v) Overseas Corporate Bodies						
	vi) Company Buy Back offer						
	Sub-Total B(2)						
	Total PublicShareholding B=B(1)+B(2)						
	TOTAL (A+B)						
(C)	Shares held by Custodians and against which Depository Receipts have been issued						
	GRAND TOTAL (A+B+C) :						

Not Applicable

