



CUBEX TUBINGS LIMITED

(AN ISO 9001:2008 CERTIFIED COMPANY)



Date: 12th August 2014

To
The Bombay Stock Exchange Limited
Phiroze Jeejeebhoy Towers,
Dalal Street, Mumbai – 400 001.

Dear Sir,

Sub: Submission of REVISED Shareholding pattern for the Quarter ended on 30th June 2014 – Clause – 35 of the Listing Agreement.

Scrip Code: 526027

With reference to the captioned subject, we hereby submit the REVISED Shareholding pattern of **M/s.CUBEX TUBINGS LIMITED** for the Quarter ended on 30th June 2014 as per Clause – 35 of the Listing Agreement.

This is for your information and record.

Thanking you,

Yours Truly,

For CUBEX TUBINGS LIMITED

Managing Director.



Enc: a/a

REGD. OFFICE : 1-7-27 TO 34, 2ND FLOOR, SHYAM TOWERS, SD ROAD, SECUNDERABAD - 500 003.
TEL : 040-27817440, 27817436, FAX : 040-27812569

ADMN. OFFICE & FACTORY : SURVEY NOS. 464 & 482, NEAR IDA, PHASE-V, PATANCHERU - 502 320, MEDAK DIST. A.P.
TEL : 08455-285362, 285363, FAX : 08455-241675, email : cubex@rediffmail.com
KOI KATA : 033-22436184 FAX : 28610672 CHENNAI : 044-22482487 FAX : 22481000

Name of the Company :CUBEX TUBINGS LIMITED

Scrip Code:526027		CUBEX TUBINGS LIMITED		EQUITY
Quarter Ended: JUN'2014				
Partly Paid-up Shares:	No. of Partly Paid-up Shares:	As a % of total No. of partly paid-up Shares	As a % of total No. of shares of the company	
Held by promoter/promoter group	0	0	0	
Held by Public	0	0	0	
TOTAL:	0	0	0	
Outstanding Convertible Securities:	No. of outstanding Securities	As a % of total No. of outstanding convertible securities	As a % of total No. of shares of the company, assuming full conversion of the convertible securities	
Held by promoter/promoter group	0	0	0	
Held by Public	0	0	0	
TOTAL:	0	0	0	
Warrants:	No. of Warrants	As a % of total No. of Warrants	As a % of total No. of shares of the company, assuming full conversion of warrants	
Held by promoter/promoter group	0	0	0	
Held by Public	0	0	0	
TOTAL:	0	0	0	
Total paid-up capital of the company, assuming full conversion of warrants and convertible securities		14318975		




Table I (a) - Statement Showing Share Holding Pattern

Category code	Category of Shareholder	Number of Shareholders	Total Number of shares	Number of shares held in dematerialised form	Total shareholding as a percentage of total number of shares		Shares pledged or otherwise encumbered	
					As a Percentage of (A+B)1	As a Percentage of (A+B+C)	Number of Shares	As a percentage
(I)	(II)	(III)	(IV)	(V)	(VI)	(VII)	(VII)	(IX)=(VIII)/(IV)* 100
(A)	Shareholding of Promoter and Promoter Group							
1	Indian							
(a)	Individuals/Hindu Undivided Family	12	562620	473320	3.93	3.93	0	0
(b)	Central Government/State Government(s)	0	0	0	0	0	0	0
(c)	Bodies Corporate	6	5627395	1824292	39.3	39.3	0	0
(d)	Financial Institutions/Banks	0	0	0	0	0	0	0
(e)	Any Others(Specify)	0	0	0	0	0	0	0
(e-i)	Mutual Funds	0	0	0	0	0	0	0
(e-ii)	Trusts	3	10490	0	0.07	0.07	0	0
	Sub Total (A)(1)	21	6200505	2297612	43.3	43.3	0	0
2	Foreign							
(a)	Individuals (Non Resident Individuals/Foreign Individuals)	0	0	0	0	0	0	0
(b)	Bodies Corporate	1	120000	0	0.84	0.84	0	0
(c)	Institutions	0	0	0	0	0	0	0
(d)	Qualified Foreign Investor	0	0	0	0	0	0	0
(e)	Any Others(Specify)							
(e-i)	Overseas Corporate Bodies	0	0	0	0	0	0	0
(e-ii)		0	0	0	0	0	0	0
	Sub Total (A)(2)	1	120000	0	0.84	0.84	0	0
	Total Shareholding of Promoter and Promoter Group (A)=(A)(1)+(A)(2)	22	6320505	2297612	44.14	44.14	0	0
(B)	Public Shareholding							
1	Institutions							
(a)	Mutual Funds/UTI	3	45200	0	0.32	0.32	0	0
(b)	Financial Institutions/Banks	3	800	0	0.01	0.01	0	0
(c)	Central Government/State Government(s)	1	360	360	0	0	0	0
(d)	Venture Capital Funds	0	0	0	0	0	0	0
(e)	Insurance Companies	0	0	0	0	0	0	0
(f)	Foreign Institutional Investors	0	0	0	0	0	0	0
(g)	Foreign Venture Capital Investors	0	0	0	0	0	0	0
(h)	Qualified Foreign Investor	0	0	0	0	0	0	0
(i)	Any Others(Specify)							
(i-i)	Foreign Companies	0	0	0	0	0	0	0
(i-ii)		0	0	0	0	0	0	0
	Sub Total (B)(1)	7	46360	360	0.32	0.32	0	0
B2	Non-Institutions							
(a)	Bodies Corporate	137	3493151	304029	24.4	24.4	0	0
(b)	Individuals							
(I)	Individual shareholders holding nominal share capital upto Rs.1 lakh	7027	2665684	2050139	18.62	18.62	0	0
(II)	Individual shareholders holding nominal share capital in excess of Rs.1 lakh	47	1673896	1661796	11.69	11.69	0	0
(c)	Qualified Foreign Investor	0	0	0	0	0	0	0
(d)	Any Others(Specify)							
(d-i)	Non Resident Individuals	27	50939	40939	0.36	0.36	0	0
(d-ii)	Overseas Corporate Bodies	5	50200	0	0.35	0.35	0	0
(d-iii)	Trusts	0	0	0	0	0	0	0
(d-iv)	Employees	0	0	0	0	0	0	0
(d-v)	Clearing Members	25	18240	18240	0.12	0.12	0	0
(d-vi)	Foreign Nationals	0	0	0	0	0	0	0
	Sub Total (B)(2)	7268	7952110	4075143	55.54	55.54	0	0
	Total Public Shareholding (B)=(B)(1)+(B)(2)	7275	7998470	4075503	55.86	55.86	0	0
	Total (A)+(B)	7297	14318975	6373115	100	100	0	0
(C)	Shares held by Custodians and against Depository Receipts have been issued							
1	Shareholding of Promoter and Promoter Group	0	0	0	0	0	0	0
2	Public Shareholding	0	0	0	0	0	0	0
	Grand Total (A)+(B)+(C)	7297	14318975	6373115	100	100	0	0


(II)(b) Statement showing holding of securities (including shares, warrants, convertible securities) of persons belonging to the category "Promoter and Promoter Group"

Sr No	Name of the Shareholders	Details of Shares held		Encumbered shares(*)			Details of warrants		Details of convertible securities		Total shares (including underlying shares assuming full conversion of warrants and convertible securities) as a % of diluted share capital
		Number of Shares	As a % of grand Total (A)+(B)+(C)	Number	As a Percentage (V)=(VI)/III*100	As a % of grand total (A)+(B)+(C) of sub-clause (III)(a)	Number of warrants held	As a % total warrants of the same class	Number of Convertible securities held	As a % total number of securities of the same class	
(i)	(ii)	(iii)	(iv)	(v)	(vi)=(v)/iii*100	(vii)	(viii)	(ix)	(x)	(xi)	(xii)
1	CUBEX SECURITIES LIMIT	1861777	13.00	0	0	0	0	0	0	0	0
2	NADOL TRADING PVT LT	1300000	9.08	0	0	0	0	0	0	0	0
3	MAVV TRADING PVT LTD	825000	5.76	0	0	0	0	0	0	0	0
4	NADOL TRADING PVT LT	825000	5.76	0	0	0	0	0	0	0	0
5	MAVV TRADING PVT LTD	800000	5.59	0	0	0	0	0	0	0	0
6	PUSHRAJ BHANDARI	282390	1.97	0	0	0	0	0	0	0	0
7	MOHINIDEVI BHANDARI	138700	0.97	0	0	0	0	0	0	0	0
8	IMTEX TRADING PTE LTD	120000	0.84	0	0	0	0	0	0	0	0
9	VIRENDRA BHANDARI	86280	0.60	0	0	0	0	0	0	0	0
10	VEENA BHANDARI	32600	0.23	0	0	0	0	0	0	0	0
11	MUKESH METAL INDUST	10000	0.07	0	0	0	0	0	0	0	0
12	MRS PATASI BAI	7500	0.05	0	0	0	0	0	0	0	0
13	B S P TRUST	5000	0.03	0	0	0	0	0	0	0	0
14	ANANT BOTHRA	4800	0.03	0	0	0	0	0	0	0	0
15	BHANDARI PRIVATE TRU	4680	0.03	0	0	0	0	0	0	0	0
16	VEERENDRA KUMAR	2900	0.02	0	0	0	0	0	0	0	0
17	P R BHANDARI	2300	0.02	0	0	0	0	0	0	0	0
18	KIRAN BHANDARI	2000	0.01	0	0	0	0	0	0	0	0
19	P R BHANDARI	1740	0.01	0	0	0	0	0	0	0	0
20	KIRAN	1410	0.01	0	0	0	0	0	0	0	0
21	B S P TRUST	810	0.01	0	0	0	0	0	0	0	0
22	SWARNIM METALS PRIVA	5618	0.04	0	0	0	0	0	0	0	0
Total:		6320505	44.14	0	0	0	0	0	0	0	44.

(*) The term "encumbrance" has the same meaning as assigned to it in regulation 28(3) of the SAST Regulations, 2011.




Sr.No	Notes
1	
2	
3	
4	
5	NIC
6	
7	
8	
9	
10	



Handwritten signature or initials

(I)(C)(i) Statement showing holding of securities (including shares, warrants, convertible securities) of persons belonging to the category "Public" and holding more than 1% of the total number of shares

Sr No	Name of the Shareholders	Number of Shares held	Shares as a percentage of total number of shares (i.e., Grand Total (A)+(B)+(C) Indicated in Statement at para (I)(a) above)	Details of warrants		Details of convertible securities		Total shares (including underlying shares assuming full conversion of warrants and convertible securities) as a % of diluted share capital
				Number of warrants held	As a % total number of warrants of the same class	Number of Convertible securities held	As a % total number of securities of the same class	
1	SWARNIM AVENUES PVT LTD	1500000	10.48	0	0	0	0	10.48
2	ENSPIRE INSTITUTE OF PROF. STUDIE	900000	6.29	0	0	0	0	6.29
3	SWARNIM AVENUES PVT LTD	500000	3.49	0	0	0	0	3.49
4	ENSPIRE INSTITUTE OF PROF. STUDIE	250000	1.75	0	0	0	0	1.75
5	MITA DIPAK SHAH	240000	1.68	0	0	0	0	1.68
6	DIPAK KANAYALAL SHAH	175000	1.22	0	0	0	0	1.22
7	DHEERAJ KUMAR LOHIA	149277	1.04	0	0	0	0	1.04
	Total:	3714277	25.95	0	0	0	0	25.95




(I) (C) (ii) Statement showing holding of securities (including shares, warrants, convertible securities) of persons (together with PAC) belonging to the category "Public" and holding more than 5% of the total number of shares of the company

Sr No.	Name(s) of the Shareholder(s) and Persons Acting in Concert (PAC) with them	Number of Shares held	Shares as a percentage of total number of shares (i.e., Grand Total (A)+(B)+(C) indicated in Statement at para (i)(a) above)	Details of warrants		Details of convertible securities		Total shares (including underlying shares assuming full conversion of warrants and convertible securities) as a % of diluted share capital
				Number of warrants held	As a % total number of warrants of the same class	Number of Convertible securities held	As a % total number of securities of the same class	
1	SWARNIM AVENUES PVT LTD	1500000	10.48	0	0	0	0	10.48
2	ENSPIRE INSTITUTE OF PROF. STUDIES PVT LTD	900000	6.29	0	0	0	0	6.29
	Total:	2400000	16.77	0	0	0	0	16.77




(d) Statement showing details of locked-in shares

Sr No	Name of the Shareholders	Number of Shares	Shares as a percentage of total number of shares (i.e., Grand Total (A)+(B)+(C) indicated in Statement at para (i)(a) above)	Promoter / Promoter Group / Public
1	NADOL TRADING PVT LTD	1300000	9.08	PROMOTER/PROMOTER GROUP
2	MAVV TRADING PVT LTD	825000	5.76	PROMOTER/PROMOTER GROUP
3	NADOL TRADING PVT LTD	825000	5.76	PROMOTER/PROMOTER GROUP
4	MAVV TRADING PVT LTD	800000	5.59	PROMOTER/PROMOTER GROUP
	Total:	3750000	26.19	



(III)(a) Statement showing details of Depository Receipts (DRs)


Sr No	Type of outstanding DR (ADRs, GDRs, SDRs, etc.)	Number of outstanding DRs	Number of Shares underlying outstanding DRs	Shares underlying outstanding DRs as a percentage of total number of shares (i.e., Grand Total (A)+(B)+(C) indicated in Statement at para (I)(a) above)
		0	0	0
Total:		0	0	0



he

(ii)(b) Statement showing holding of Depository Receipts (DRs), where underlying shares held by 'promoter/promoter group' are in excess of 1% of the total number of shares

Sr No	Name of the DR Holder	Type of outstanding DR (ADRs, GDRs, SDRs, etc.)	Number of Shares underlying outstanding DRs	Shares underlying outstanding DRs as a percentage of total number of shares (i.e., Grand Total (A)+(B)+(C) indicated in Statement at para (i)(a) above)
Total:			0	0



(III) (a) Statement showing the voting pattern of shareholders if more than one class of shares/securities is issued by the issuer.

Give description of voting rights for each class of security

Class X: Equity

Class Y: Not Applicable

Class Z: Not Applicable

Category code	Category of Shareholder	Number of Voting Rights held in each class of securities			Total Voting Rights (III+IV+V) (VI)	Total Voting Rights i.e. (VI)	
		Class X (III)	Class Y (IV)	Class Z (V)		As a percentage of (A+B) (VII)	As a percentage of (A+B+C) (VIII)
(A)	Shareholding of Promoter and Promoter Group						
1	Indian						
(a)	Individuals/Hindu Undivided Family	562620	0	0	562620	3.93	3.93
(b)	Central Government/State Government(s)	0	0	0	0	0	0
(c)	Bodies Corporate	5627395	0	0	5627395	39.3	39.3
(d)	Financial Institutions/Banks	0	0	0	0	0	0
(e)	Any Others(Specify)	0	0	0	0	0	0
(e-i)	Mutual Funds	0	0	0	0	0	0
(e-ii)	Trusts	10490	0	0	10490	0.07	0.07
	Sub Total (A)(1)	6200505	0	0	6200505	43.3	43.3
2	Foreign						
(a)	Individuals (Non Resident Individuals/Foreign Individuals)	0	0	0	0	0	0
(b)	Bodies Corporate	120000	0	0	120000	0.84	0.84
(c)	Institutions	0	0	0	0	0	0
(d)	Qualified Foreign Investor	0	0	0	0	0	0
(e)	Any Others(Specify)	0	0	0	0	0	0
(e-i)	Overseas Corporate Bodies	0	0	0	0	0	0
(e-ii)		0	0	0	0	0	0
	Sub Total (A)(2)	120000	0	0	120000	0.84	0.84
	Total Shareholding of Promoter and Promoter Group (A)=(A)(1)+(A)(2)	6320505	0	0	6320505	44.14	44.14
(B)	Public Shareholding						
1	Institutions						
(a)	Mutual Funds/UTI	45200	0	0	45200	0.32	0.32
(b)	Financial Institutions/Banks	800	0	0	800	0.01	0.01
(c)	Central Government/State Government(s)	360	0	0	360	0	0
(d)	Venture Capital Funds	0	0	0	0	0	0
(e)	Insurance Companies	0	0	0	0	0	0
(f)	Foreign Institutional Investors	0	0	0	0	0	0
(g)	Foreign Venture Capital Investors	0	0	0	0	0	0
(h)	Qualified Foreign Investor	0	0	0	0	0	0
(i)	Any Others(Specify)	0	0	0	0	0	0
(i-i)	Foreign Companies	0	0	0	0	0	0
(i-ii)		0	0	0	0	0	0
	Sub Total (B)(1)	46360	0	0	46360	0.32	0.32
B2	Non-Institutions						
(a)	Bodies Corporate	3493151	0	0	3493151	24.39	24.39
(b)	Individuals						
(I)	Individual shareholders holding nominal share capital upto Rs.1 lakh	2665684	0	0	2671302	18.62	18.62
(II)	Individual shareholders holding nominal share capital in excess of Rs.1 lakh	1673896	0	0	1673896	11.69	11.69
(c)	Qualified Foreign Investor	0	0	0	0	0	0
(d)	Any Others(Specify)						
(d-i)	Non Resident Individuals	50939	0	0	50939	0.36	0.36
(d-ii)	Overseas Corporate Bodies	50200	0	0	50200	0.35	0.35
(d-iii)	Trusts	0	0	0	0	0	0
(d-iv)	Employees	0	0	0	0	0	0
(d-v)	Clearing Members	18240	0	0	18240	0.12	0.12
(d-vi)	Foreign Nationals	0	0	0	0	0	0
	Sub Total (B)(2)	7952110	0	0	7952110	52.54	52.54
	Total Public Shareholding (B)=(B)(1)+(B)(2)	7998470	0	0	7998470	55.86	55.86
	Total (A)+(B)	14318975	0	0	14318975	100	100

(C)	Shares held by Custodians and against Depository Receipts have been issued						
1	Shareholding of Promoter and Promoter Group	0	0	0	0	0	0
2	Public Shareholding	0	0	0	0	0	0
	Grand Total (A)+(B)+(C)	14318975	0	0	14318975	100	100