

**Introductory Sub-Table (I)(a)**

Name of the Company : DALMIA BHARAT SUGAR AND INDUSTRIES LIMITED			
Scrip Code : BSE - 500097, NSE - DALMIASUG		As on : 30th June, 2014	
Class of Security : Equity Shares			
<b>Partly paid-up shares</b>	<b>No. of partly paid-up shares</b>	<b>As a % of Total No. of partly paid-up shares</b>	<b>As a % of Total No. of shares of the Company</b>
Held by promoter/promoter group	-	-	-
Held by public	-	-	-
<b>Total</b>	-	-	-
<b>Outstanding convertible securities</b>	<b>No. of outstanding securities</b>	<b>As a % of Total No. of Outstanding convertible securities</b>	<b>As a % of Total No. of shares of the Company, assuming full conversion of convertible securities</b>
Held by promoter/promoter group	-	-	-
Held by public	-	-	-
<b>Total</b>	-	-	-
<b>Warrants</b>	<b>No. of warrants</b>	<b>As a % of Total No. of warrants</b>	<b>As a % of Total No. of shares of the Company, assuming full conversion of warrants</b>
Held by promoter/promoter group	-	-	-
<b>Total</b>	-	-	-
<b>Total paid up capital of the Company, assuming full conversion of warrants and convertible securities</b>	<b>8,09,39,303 Shares</b>	-	-



Name of the Company : DALMIA BHARAT SUGAR AND INDUSTRIES LIMITED

Scrip Code : BSE - 500097, NSE - DALMIASUG


As on :30th June, 2014

Class of Security : Equity Shares

## (1)(a) Statement showing Shareholding Pattern

Category Code	Category of Shareholder	No. of Shareholders	Total No. of Shares	No. of Shares held in Dematerialised Form	Total shareholding as a percentage of total no. of shares		Shares Pledged or otherwise encumbered	
					As a percentage of (A+B)	As a percentage of (A+B+C)	Number of Shares	As a percentage (IX)= (VIII)/(IV)*100
(I)	(II)	(III)	(IV)	(V)	(VI)	(VII)	(VIII)	(IX)
(A)	<b>Shareholding of Promoter and Promoter Group *</b>							
(1)	<b>Indian</b>							
(a)	Individuals/ Hindu Undivided Family	13	13090155	13090155	16.17	16.17	-	-
(b)	Central Government/State Governments	-	-	-	-	-	-	-
(C)	Bodies Corporates	13	47458302	47458302	58.63	58.63	-	-
(d)	Financial Institutions/Banks	-	-	-	-	-	-	-
(e)	Any Other ( Trusts)	1	86,665	86,665	0.11	0.11	-	-
	Sub -Total (A)(1)	27	60635122	60635122	74.91	74.91	-	-
(2)	<b>Foreign</b>							
(a)	Individuals (Non-Resident Individuals/ForeignIndividuals)	-	-	-	-	-	-	-
(b)	Bodies Corporates	-	-	-	-	-	-	-
(c)	Institutions	-	-	-	-	-	-	-
(d)	Qualified Foreign Investor	-	-	-	-	-	-	-
(e)	Any Other (Specify)	-	-	-	-	-	-	-
	Sub-Total (A)(2)	-	-	-	-	-	-	-
	<b>Total Shareholding of Promoter and Promoter Group</b>	<b>27</b>	<b>60635122</b>	<b>60635122</b>	<b>74.91</b>	<b>74.91</b>		
(B)	<b>Public shareholding</b>						N.A	N.A
(1)	<b>Institutions</b>						N.A	N.A
(a)	Mutual Funds/UTI	1	2500	0	-	-	-	-
(b)	Financial Institutions/Banks	23	3994758	3972932	4.94	4.94	-	-
(c)	Central Government/State Governments	4	128155	59200	0.16	0.16	-	-
(d)	Venture Capital Funds	-	-	-	-	-	-	-
(e)	Insurance Companies	1	174285	174285	0.22	0.22	-	-
(f)	Foreign Institutional Investors	-	-	-	-	-	-	-
(g)	Foreign Venture Capital Investors	-	-	-	-	-	-	-
(h)	Qualified Foreign Investor	-	-	-	-	-	-	-
(i)	Any Other (Specify)	-	-	-	-	-	-	-
	Sub-Total (B)(1)	29	4299698	4206417	5.31	5.31	-	-
(2)	<b>Non-Institutions</b>						N.A	N.A
(a)	Bodies Corporates	342	3070051	3040177	3.79	3.79	-	-
(b)	Individuals							
	(i) Individual shareholders holding nominal share capital upto Rs. 1 lakh	13234	9369893	6651698	11.58	11.58	-	-
	(ii) Individual shareholders holding nominal share capital in excess of Rs. 1 lakh	12	3128424	3128424	3.87	3.87	-	-
(c)	Qualified Foreign Investor	-	-	-	-	-	-	-
(d)	Any Other (Specify)							
	- Non Resident Indians	110	139677	81301	0.17	0.17	-	-
	- Foreign Nationals	15	19655	-	0.02	0.02	-	-
	- Custodian of Enemy Property	1	188303	-	0.23	0.23	-	-
	- Trusts	6	56070	35150	0.07	0.07	-	-
	- Clearing Members	31	26150	26150	0.03	0.03	-	-
	- Directors and their relatives #	2	6260	6260	0.01	0.01	-	-
	Sub-Total (B)(2)	13753	16004483	12969160	19.77	19.77	-	-
	<b>Total Public Shareholding (B) = (B)(1)+(B)(2)</b>	<b>13782</b>	<b>20304181</b>	<b>17175577</b>	<b>25.09</b>	<b>25.09</b>	N.A	N.A
	<b>Total (A)+(B)</b>	<b>13809</b>	<b>80939303</b>	<b>77810699</b>	<b>100.00</b>	<b>100.00</b>		
(C)	<b>Shares held by Custodians and against which Depository Receipts have been issued</b>						N.A	N.A
(1)	<b>Promoter and Promoter Group</b>							
(2)	<b>Public</b>							
	<b>GRAND TOTAL(A)+(B)+(C)</b>	<b>13809</b>	<b>80939303</b>	<b>77810699</b>	<b>100.00</b>	<b>100.00</b>		


# Since the Directors of the Company (other than those belonging to Promoter Group) do not exercise control, the Shareholdings of Directors and their relatives has been shown under the category Public Shareholding.



Name of the Company : **DALMIA BHARAT SUGAR AND INDUSTRIES LIMITED**  
 Scrip Code : **BSE - 500097, NSE - DALMIASUG**  
 As on : 30th June, 2014

(1)(b) Statement showing Shareholding of Securities (including shares, warrants ,convertible securities) of persons belonging to the category "Promoter and Promoter Group"

Sr. No.	Name of the Shareholder	Details of Shares			Shares Pledged or otherwise encumbered			Warrants		Convertible securities		Total Shares (including underlying shares assuming full conversion of warrants and convertible securities) as a % of diluted share capital
		Number of Shares held	Shares as a percentage of total no. of shares (i.e. Grand Total (A)+(B)+(C) indicated in Statement at para (1)(a) above	Number	As a percentage	Shares as a percentage of total no. of shares (i.e. Grand Total (A)+(B)+(C) indicated in Statement at para (1)(a) above	Number of warrants held	Warrants as a % of total number of warrants of the same class	Number of convertible securities	As a % of total convertible securities of the same class		
(a)	<b>Individuals/Hindu Undivided Family :</b>											
	1 Smt. Abha Dalmia	1000	0.00	-	-	-	-	-	-	-	-	0.00
	2 Shri Jai Hari Dalmia	1635010	2.02	-	-	-	-	-	-	-	-	2.02
	3 Smt. Kavita Dalmia	376670	0.47	-	-	-	-	-	-	-	-	0.47
	4 Shri Gautam Dalmia	751990	0.93	-	-	-	-	-	-	-	-	0.93
	5 Smt. Anupama Dalmia	11250	0.01	-	-	-	-	-	-	-	-	0.01
	6 Ku. Vadehi Dalmia	37180	0.05	-	-	-	-	-	-	-	-	0.05
	7 Ku. Sukeshi Dalmia	37180	0.05	-	-	-	-	-	-	-	-	0.05
	8 Shri Jai Hari Dalmia C/o J. H. Dalmia (HUF)	315175	0.39	-	-	-	-	-	-	-	-	0.39
	9 Shri Yadu Hari Dalmia	4541880	5.61	-	-	-	-	-	-	-	-	5.61
	10 Smt. Beja Dalmia	553495	0.68	-	-	-	-	-	-	-	-	0.68
	11 Shri Puneet Yadu Dalmia	3928055	4.85	-	-	-	-	-	-	-	-	4.85
	12 Smt. Avantika Dalmia	660265	0.82	-	-	-	-	-	-	-	-	0.82
	13 Shri Yadu Hari Dalmia C/o Y. H. Dalmia (HUF)	241005	0.30	-	-	-	-	-	-	-	-	0.30
	14 Ku. Sumana Dalmia	-	-	-	-	-	-	-	-	-	-	-
	15 Ku. Avantee Dalmia	-	-	-	-	-	-	-	-	-	-	-
	16 Mst. Priyang Dalmia	-	-	-	-	-	-	-	-	-	-	-
	17 Shri M.H.Dalmia	-	-	-	-	-	-	-	-	-	-	-
		<b>13090155</b>	<b>16.17</b>									<b>16.17</b>
(b)	<b>Bodies Corporate :</b>											
	1 Mayuka Investment Limited	14736537	18.21	-	-	-	-	-	-	-	-	18.21
	2 Shree Nilman Limited	130	0.00	-	-	-	-	-	-	-	-	0.00
	3 Sita Investment Company Limited	5876800	7.26	-	-	-	-	-	-	-	-	7.26
	4 Keshav Power Limited	2288241	2.80	-	-	-	-	-	-	-	-	2.80
	5 Ankita Pratishan Limited	5829070	7.20	-	-	-	-	-	-	-	-	7.20
	6 Ramia Investment Company Private Limited	2644965	3.27	-	-	-	-	-	-	-	-	3.27
	7 Himgiri Commercial Limited	738265	0.91	-	-	-	-	-	-	-	-	0.91
	8 Kavita Trading & Investment Co. Pvt. Ltd.	300570	0.37	-	-	-	-	-	-	-	-	0.37
	9 Puneet Trading and Investment Co. Pvt. Ltd.	109080	0.13	-	-	-	-	-	-	-	-	0.13
	10 Alirox Abrasives Limited	120360	0.15	-	-	-	-	-	-	-	-	0.15
	11 Valley Agro Industries Limited	3500	0.00	-	-	-	-	-	-	-	-	0.00
	Shri Nataraj Ceramic and Chemical Industries Ltd.	1000	0.00	-	-	-	-	-	-	-	-	0.00
	12 (now known as Dalmia Refractories Ltd.)	14829764	18.32	-	-	-	-	-	-	-	-	18.32
	13 Dalmia Bharat Limited	-	-	-	-	-	-	-	-	-	-	-
	14 OCL India Limited	-	-	-	-	-	-	-	-	-	-	-
	15 Shri Chamundeswar Minerals Limited	-	-	-	-	-	-	-	-	-	-	-







Name of the Company : **DALMIA BHARAT SUGAR AND INDUSTRIES LIMITED**  
 Scrip Code : **BSE - 500097, NSE - DALMIASUG** As on : **30th June, 2014**

**(1)(d) Statement showing details of locked-in shares**


Sr. No.	Name of the Shareholder	No. of locked-in shares	Locked-in shares as a percentage of total no. of shares {i.e. Grand Total (A)+(B)+(C) indicated in Statement at para (1)(a) above	Category of Shareholders (Promoters/Public)
NIL				

**(II)(a) Statement showing details of Depository Receipts (DRs)**

Sr. No.	Type of outstanding DR (ADRs, GDRs, SDRs, etc.)	No. of outstanding DRs	No. of shares underlying outstanding DRs	Shares underlying outstanding DRs as a percentage of total no. of shares {i.e. Grand Total (A)+(B)+(C) indicated in Statement at para (II)(a) above
NIL				

**(II)(b) Statement showing Holding of Depository Receipts (DRs), where underlying shares held by 'promoter/promoter group' are in excess of 1% of the total no. of shares**

Sr. No.	Name of the DR Holder	Type of outstanding DR (ADRs, GDRs, SDRs, etc.)	No. of shares underlying outstanding DRs	Shares underlying outstanding DRs as a percentage of total no. of shares {i.e. Grand Total (A)+(B)+(C) indicated in Statement at para (II)(a) above
NIL				



Name of the Company : DALMIA BHARAT SUGAR AND INDUSTRIES LIMITED					
Scrip Code : BSE - 500097, NSE - DALMIASUG			As on : 30th June, 2014		
Class of Security : Equity Shares					
(III)(a) Statement showing the voting pattern of shareholders of securities issued by the the Company					
Category Code	Category of Shareholder	No. of Voting Rights held in each class of securities	Total Voting Rights	Total voting Rights	
				As a percentage of (A+B)	As a percentage of (A+B+C)
EQUITY SHARE					
(A)	<b>Promoter and Promoter Group</b>				
(1)	<b>Indian *</b>				
(a)	Individuals/ Hindu Undivided Family	13090155	13090155	16.17	16.17
(b)	Central Government/State Government	-	-	-	-
(c)	Bodies Corporates	47458302	47458302	58.63	58.63
(d)	Financial Institutions/Banks	-	-	-	-
(e)	Any Other (Trusts)	86665	86665	0.11	0.11
	Sub -Total (A)(1)	60635122	60635122	74.91	74.91
(2)	<b>Foreign</b>				
(a)	Individuals (Non-Resident Individuals/ForeignIndividuals)	-	-	-	-
(b)	Bodies Corporates	-	-	-	-
(c)	Institutions	-	-	-	-
(d)	Qualified Foreign Investor	-	-	-	-
(e)	Any Other (Specify)	-	-	-	-
	Sub-Total (A)(2)	-	-	-	-
	<b>Total Shareholding of Promoter and Promoter Group</b>	<b>60635122</b>	<b>60635122</b>	<b>74.91</b>	<b>74.91</b>
(B)	<b>Public shareholding</b>				
(1)	<b>Institutions</b>				
(a)	Mutual Funds/UTI	2500	2500	-	-
(b)	Financial Institutions/Banks	3994758	3994758	4.94	4.94
(c)	Central Government/State Government	128155	128155	0.16	0.16
(d)	Venture Capital Funds	-	-	-	-
(e)	Insurance Companies	174285	174285	0.22	0.22
(f)	Foreign Institutional Investors	0	0	0.00	0.00
(g)	Foreign Venture Capital Investors	-	-	-	-
(h)	Qualified Foreign Investor	-	-	-	-
(i)	Any Other (Specify)	-	-	-	-
	Sub-Total (B)(1)	4299698	4299698	5.31	5.31
(2)	<b>Non-Institutions</b>				
(a)	Bodies Corporates	3070051	3070051	3.79	3.79
(b)	Individuals				
	(i) Individual shareholders holding nominal share capital upto Rs. 1 lakh	9369893	9369893	11.58	11.58
	(ii) Individual shareholders holding nominal share capital in excess of Rs. 1 lakh	3128424	3128424	3.87	3.87
(c)	Qualified Foreign Investor	-	-	-	-
(d)	Any Other (Specify)				
	- Non Resident Indians	139677	139677	0.17	0.17
	- Foreign Nationals	19655	19655	0.02	0.02
	- Custodian of Enemy Property	188303	188303	0.23	0.23
	- Trusts	56070	56070	0.07	0.07
	- Clearing Members	26150	26150	0.03	0.03
	- Directors and their relatives #	6260	6260	0.01	0.01
	Sub-Total (B)(2)	16004483	16004483	19.77	19.77
	<b>Total Public Shareholding (B) = (B)(1)+(B)(2)</b>	<b>20304181</b>	<b>20304181</b>	<b>25.09</b>	<b>25.09</b>
	<b>Total (A)+(B)</b>	<b>80939303</b>	<b>80939303</b>	<b>100.00</b>	<b>100.00</b>
(C)	Shares held by Custodians and against which Depository Receipts have been issued	-	-	-	-
	<b>GRAND TOTAL(A)+(B)+(C)</b>	<b>80939303</b>	<b>80939303</b>	<b>100.00</b>	<b>100.00</b>

# Since the Directors of the Company (other than those belonging to Promoter Group) do not exercise control, the Shareholdings of Directors and their relatives has been shown under the category Public Shareholding

