

( I ) ( a ) Statement showing shareholding pattern as on 30th June, 2014

NAME OF THE COMPANY	EXCEL INDUSTRIES LIMITED
SCRIP CODE, NAME OF THE SCRIP, CLASS OF SECURITY:	500650
QUARTER ENDED :	30.06.2014
ISIN CODE	INE369A01029

PARTLY PAID-UP SHARES	NO. OF PARTLY	AS A % OF TOTAL NO.	AS A % OF TOTAL NO.
	PAID-UP SHARES	OF PARTLY PAID-UP	OF SHARES OF THE
		SHARES	COMPANY
Held by promoter/promoter group	Nii	Nii	Nii
Held by Public	Nii	Nii	Nii
Total	Nii	Nii	Nii

OUTSTANDING CONVERTIBLE SECURITIES	NO. OF OUTSTANDING SECURITIES	AS A % OF TOTAL NO.	AS A % OF TOTAL NO.
		OF OUTSTANDING CONVERTIBLE SECURITIES	OF SHARES OF THE COMPANY, ASSUMING FULL CONVERSION OF WARRANTS
Held by promoter/promoter group	2000000	100	15.50
Held by Public	Nii	Nii	Nii
Total	2000000	100	15.50

WARRANTS	NO. OF WARRANTS	AS A % OF TOTAL NO.	AS A % OF TOTAL NO.
		OF WARRANTS	OF SHARES OF THE COMPANY, ASSUMING FULL CONVERSION OF WARRANTS
Held by promoter/promoter group	Nii	Nii	Nii
Held by Public	Nii	Nii	Nii
Total	Nii	Nii	Nii

TOTAL PAID-UP CAPITAL OF THE COMPANY, ASSUMING FULL CONVERSION OF WARRANTS AND CONVERTIBLE SECURITIES	12905630
---	----------



For EXCEL INDUSTRIES LIMITED

  
S. K. SINGHVI  
Company Secretary

**(I)(a) Statement showing shareholding pattern as on 30.06.2014**

Category code	Category of shareholder	Number of shareholders	Total number of shares	Number of shares held in dematerialized form	Total shareholding as a percentage of total number of shares		Shares pledged or otherwise encumbered	
					As a percentage of (A+B)	As a percentage of (A+B+C)	Number of shares	As a percentage
(I)	(II)	(III)	(IV)	(V)	(VI)	(VII)	(VIII)	(IX)=(VIII)/(IV)*100
<b>(A)</b>	<b>SHAREHOLDING OF PROMOTER AND PROMOTER GROUP</b>							
<b>(1)</b>	<b>Indian</b>							
(a)	Individuals/ Hindu Undivided Family	23	423848	423848	3.89	3.89	11019	2.60
(b)	Central Government / State Government (s)							
		0	0	0	0.00	0.00		
(c)	Bodies Corporate	11	4057100	4057100	37.20	37.20	27500	0.68
(d)	Financial Institutions/ Banks	0	0	0	0.00	0.00		
(e)	Any Other (Specify)	0	0	0	0.00	0.00		
	<b>Sub-Total (A)(1)</b>	<b>34</b>	<b>4480948</b>	<b>4480948</b>	<b>41.09</b>	<b>41.09</b>	<b>38519</b>	<b>0.86</b>
<b>(2)</b>	<b>Foreign</b>							
(a)	Individuals (Non-Resident Individuals/ Foreign individuals)	2	104082	104082	0.95	0.95		
(b)	Bodies Corporate	0	0	0	0.00	0.00		
(c)	Institutions	0	0	0	0.00	0.00		
(d)	Qualified Foreign Investor	0	0	0	0.00	0.00		
(e)	Any Other (Specify)	0	0	0	0.00	0.00		
	<b>Sub-Total(A)(2)</b>	<b>2</b>	<b>104082</b>	<b>104082</b>	<b>0.95</b>	<b>0.95</b>		
	<b>Total Shareholding of Promoter and Promoter Group A= (A)(1)+(A)(2)</b>	<b>36</b>	<b>4585030</b>	<b>4585030</b>	<b>42.04</b>	<b>42.04</b>	<b>38519</b>	<b>0.84</b>



For EXCEL INDUSTRIES LIMITED

S. K. SINGHVI

Company Secretary

Category code		Number of shareholders	Total number of shares	Number of shares held in dematerialized form	Total shareholding as a percentage of total number of shares		Shares pledged or otherwise encumbered	
					As a percentage of (A+B)	As a percentage of (A+B+C)	Number of shares	As a percentage
(I)	(II)	(III)	(IV)	(V)	(VI)	(VII)	(VIII)	(IX)=(VIII)/(IV)* 100
<b>(B)</b>	<b>PUBLIC SHAREHOLDING</b>							
<b>(1)</b>	<b>Institution</b>							
(a)	Mutual Funds/ UTI	5	850	825	0.01	0.01		
(b)	Financial Institutions/ Banks	9	1015629	1015435	9.31	9.31		
(c)	Central Government/ State Government(s)	0	0	0	0.00	0.00		
(d)	Venture Capital Funds	0	0	0	0.00	0.00		
(e)	Insurance Companies	0	0	0	0.00	0.00		
(f)	Foreign Institutional Investors/Foreign Banks	9	822	324	0.01	0.01		
(g)	Foreign Venture Capital Investors	0	0	0	0.00	0.00		
(h)	Qualified Foreign Investor	0	0	0	0.00	0.00		
(i)	<b>Any Other</b>							
	<b>Sub-Total (B) (1)</b>	<b>23</b>	<b>1017301</b>	<b>1016584</b>	<b>9.33</b>	<b>9.33</b>		
<b>(2)</b>	<b>Non-Institutions</b>							
(a)	Bodies Corporate	242	403126	401498	3.70	3.70		
(b)	Individuals -							
	i. Individual Shareholders holding nominal Share Capital up to Rs.1 lakh.	12054	3667405	3230604	33.63	33.63		
	ii. Individual shareholders holding nominal share capital in excess of Rs.1 lakh.	30	1162035	1162035	10.66	10.66		
(c)	Non-Resident	124	70733	69063	0.65	0.65		
(d)	<b>Any Other</b>							
	<b>Sub-Total(B)(2)</b>	<b>12450</b>	<b>5303299</b>	<b>4863200</b>	<b>48.63</b>	<b>48.63</b>		
	<b>Total Public Shareholding B=(B)(1)+(B)(2)</b>	<b>12473</b>	<b>6320600</b>	<b>5879784</b>	<b>57.96</b>	<b>57.96</b>		
	<b>TOTAL (A)+(B)</b>	<b>12509</b>	<b>10905630</b>	<b>10464814</b>	<b>100.00</b>	<b>100.00</b>	<b>38519</b>	<b>0.35</b>
<b>(C)</b>	<b>SHARES HEDL BY CUSTODIANS AND AGAINST WHICH DEPOSITORY RECEIPTS HAVE BEEN ISSUED</b>							
(1)	Promoter and Promoter Group	0	0	0		0.00		
(2)	Public	0	0	0		0.00		
	<b>Sub-Total ( C )</b>	<b>0</b>	<b>0</b>	<b>0</b>		<b>0.00</b>	<b>0</b>	<b>0</b>
	<b>GRAND TOTAL (A)+(B)+( C)</b>	<b>12509</b>	<b>10905630</b>	<b>10464814</b>		<b>100.00</b>	<b>38519</b>	<b>0.35</b>



For EXCEL INDUSTRIES LIMITED

  
S. K. SINGHVI  
Company Secretary


EXCEL INDUSTRIES LIMITED

(V)(b) Statement showing holding of securities (including shares, warrants, convertible securities) of persons belong to the category "Promoter and promoter Group".

AS ON 30.06.2014

SR. NO.	NAME OF THE SHREHOLDER	DETAILS OF SHARES HELD		ENCUMBERED SHARES (*)			DETAILS OF WARRANTS			DETAILS OF CONVERTIBLE SECURITIES		TOTAL SHARES INCLUDING UNDERLYING SHARES ASSUMING FULL CONVERSION OF WARRANTS AND CONVERTIBLE SECURITIES) AS A% OF DILUTED SHARES CAPITAL
		Number	As a % of Grand Total (A)+(B)+(C)	Number	As a percentage	As a % of grand total (A)+(B)+(C) Sub-Clause (I)(a)	Number of warrants held	As a % total number of warrants of the same class	Number of convertible securities held	As a % total number of convertible securities of the same class		
(1)	(II)	(III)	(IV)	(V)	(VI)=[(V)/(III)]*100	(VII)	(VIII)	(IX)	(X)	(XI)	(XII)	
	As per Annexure "A" attached	4585030	42.04	38519	0.84	0.35	0	0	2000000	100	51.02	
	Total	4585030	42.04	38519	0.84	0.35	0	0	2000000	100	51.02	

EXCEL INDUSTRIES LIMITED

  
S. K. Singhvi  
Company Secretary



**EXCEL INDUSTRIES LIMITED**

AS ON 30.06.2014

**(I)(c)(i) Statement showing holding of securities (including shares, warrants, convertible securities) of persons belonging to the category "Public" and holding more than 1% of the total number of shares**

Sr. No.	Name of the shareholder	Number of shares held	Shares as a percentage of total number of shares (i.e., Grand Total (A)+(B)+(C) indicated in Statement at para (f)(a) above)	Details of warrants		Details of convertible Securities		Total shares (including underlying shares assuming full conversion of warrants and convertible securities) as a % of diluted share
				Number of warrants held	As a % total number of warrants of the same class	Number of convertible securities held	% w.r.t total number of convertible securities of the same class	
	LIFE INSURANCE CORPORATION OF INDIA	1012799	9.29%	0	0	NIL	NIL	NIL
<b>TOTAL</b>		<b>1012799</b>	<b>9.29%</b>	<b>0</b>	<b>0</b>	<b>NIL</b>	<b>NIL</b>	<b>NIL</b>

FOR EXCEL INDUSTRIES LIMITED



S. K. Singhvi  
Company Secretary



EXCEL INDUSTRIES LIMITED

(I) (c)(ii) Statement showing holding of securities (including shares, warrants, convertible securities) of persons (together with PAC) belonging to the category "Public" and holding more than 5% of the total number of shares of the company.

AS ON 30.06.2014

Sr. No.	Name of the Shareholder(s)	No of Shares	Shares as Percentage of total number of shares (i.e. Grand Total (A)+(B)+(C) indicated in Statement at Para (I)(a) above)	DETAILS OF WARRANTS		DETAILS OF CONVERTIBLE SECURITIES		TOTAL SHARES INCLUDING UNDERLYING SHARES ASSUMING FULL CONVERSION OF WARRANTS AND CONVERTIBLE SECURITIES) AS A% OF DILUTED SHARES CAPITAL
				Number of warrants held	As a % total number of warrants of the same class	Number of convertible securities held	As a % total number of convertible securities of the same class	
1	LIFE INSURANCE CORPORATION OF INDIA	1012799	9.29	0	0	NIL	NIL	NIL
		1012799	9.29	0	0	NIL	NIL	NIL

EXCEL INDUSTRIES LIMITED



S. K. Singhvi  
Company Secretary



EXCEL INDUSTRIES LIMITED

AS ON 30.06.2014

(I)(d) Statement showing details of locked -in-shares

Sr.No.	Name of the Shareholder	Category of shareholder (Promoter / Public)	Number of Locked-in Shares	Locked-in shares as a percentage of shares(i.e.Grand Total (A)+(B)+(C) Indicated in statement at para(i)(a) above
1	UTKARSH GLOBAL HOLDINGS PRIVATE LIMITED	Promoter	3331182	30.5455

(II)(a) Statement showing Holding of Depository Receipts (DRs)

NIL

(II)(b) Statement showing Holding of Depository Receipts (DRs), where underlying shares are in excess of 1% total number of shares


NIL

EXCEL INDUSTRIES LIMITED



S. K. Singhvi  
Company Secretary






S. K. SINGHVI  
Company Secretary

EXCEL INDUSTRIES LIMITED  
AS ON 30.06.2014

ANNEXURE "A"

SR. NO.	NAME OF THE SHAREHOLDERS	FOLIO NOS. / CLIENT ID NOS.	NO. OF SHARES DEMAT FORM	TOTAL NO OF SHARES	% OF TOTAL NUMBER OF SHARES	NO OF SHRES PLEDGED	AS A PERCENTAGE	AS A % OF GRAND TOTAL
I	II			III	IV	V	VI=((V)/III)*	(VII)
1	MR ATUL GOVINDJI SHROFF MR ATUL GOVINDJI SHROFF MRS SHRUTI ATUL SHROFF (JT.) MR ATUL GOVINDJI SHROFF (HUF)	IN30048413367732 IN30048410262182 IN30048413370450	39806 1303 18675	59784	0.55			
2	MRS SHRUTI ATUL SHROFF MR ATUL GOVINDJI SHROFF (JT.) MRS SHRUTI ATUL SHROFF MR DIPESH KANTISEN SHROFF MR ATUL G SHROFF	IN30048410262199 IN30048412146480	20208 1810	22018	0.20			
3	MISS VISHWA ATUL SHROFF MRS SHRUTI ATUL SHROFF (JT.1) MR ATUL GOVINDJI SHROFF (JT.2)	IN30048410271929	810	810	0.01			
4	MRS CHETNA P SARAIYA MR PRAFUL M SARAIYA	IN30036020034613	8610	8610	0.08	8600	99.88	0.08
5	MR PRAFUL M SARAIYA MR PRAFUL M SARAIYA MRS CHETNA PRAFUL SARAIYA (JT.)	IN30154938785580 IN300100/10205616	1419 614	2033	0.02	419	20.61	0.00
6	MRS HIRAL TUSHAR DAYAL	IN30045014209049	10960	10960	0.10			
7	MR. TUSHAR DAYAL	IN30045014250959	1310	1310	0.01			
8	AMI KANTISEN SHROFF	1302080000435322	31882	31882	0.29			
9	MR. KANTISEN CHATURBHUIJ SHROFF MR. KANTISEN CHATURBHUIJ SHROFF MRS. CHANDA KANTISEN SHROFF (JT.)	1302080000474915 1302080000015192	5494 51546	57040	0.52			
10	MR. DIPESH KANTISEN SHROFF MRS. PREETI DIPESH SHROFF (JT.)	1302080000015836	8619	8619	0.08			
11	MRS. PREETI DIPESH SHROFF MR. DIPESH KANTISEN SHROFF (JT.)	1302080000015821	14110	14110	0.13	2000	14.17	0.02
12	MR ABHAY SUNIL SARAIYA	IN3015491415509	150	150	0.00			
13	MR. ASHWIN CHAMPRAJ SHROFF MRS. USHA ASHWIN SHROFF (JT.) MR. ASHWIN CHAMPRAJ SHROFF MRS. USHA ASHWIN SHROFF (JT.) MR RAVI ASHWIN SHROFF	IN30074910320806 IN300749/10322759	72270 10800	83070	0.76			
14	MRS. USHA ASHWIN SHROFF MR. ASHWIN CHAMPRAJ SHROFF (JT.)	IN300749/10320793	6497	6497	0.06			
15	MRS ANSHUL AMBRISH BHATIA MR AMRISH SUDHIR BHATIA (JT.1) MRS. USHA ASHWIN SHROFF (JT.2)	IN30074910448618	21616	21616	0.20			
16	MR RAVI ASHWIN SHROFF MRS. USHA ASHWIN SHROFF (JT.1) MR. ASHWIN CHAMPRAJ SHROFF (JT.2)	IN30074910320785	47670	47670	0.44			
17	MR. HRISHIT ASHWIN SHROFF MR. ASHWIN CHAMPRAJ SHROFF (JT.1) MRS. USHA ASHWIN SHROFF (JT.2)	IN30074910320777	47669	47669	0.44			






**EXCEL INDUSTRIES LIMITED**  
AS ON 30.06.2014

ANNEXURE "A"

SR. NO.	NAME OF THE SHAREHOLDERS	FOLIO NOS. / CLIENT ID NOS.	NO. OF SHARES DEMAT FORM	TOTAL NO OF SHARES	% OF TOTAL NUMBER OF SHARES	NO OF SHRES PLEDGED	AS A PERCENTAGE	AS A % OF GRAND TOTAL
I	II			III	IV	V	VI=((V)/(III))*	(VII)
18	MR. DILIP G BHATIA (NRI) MR. ASHWIN CHAMPRAJ SHROFF (JT.)  MR. DILIPSINH G BHATIA (NRI)	IN30009510478078  IN30009510478087	44105  59977	  104082	  0.95			
19	ANSHUL.SPECIALITY MOLECULES LTD	IN30082911366525	27500	27500	0.25	27500	100.00	0.25
20	DIPKANTI INVESTMENTS & FINANCING PV	1302080000031463 IN30021411061851	85472 4500	 89972	 0.83			
21	EXCEL CROP CARE LTD.	1302080000009070	145760	145760	1.34			
22	HYDERABAD CHEMICAL LTD	IN30139710025710	149991	149991	1.38			
23	HYDERABAD CHEMICAL PRODUCTS LTD	IN30139710025728	46833	46833	0.43			
24	PRITAMI INVESTMENTS PVT. LTD.	1302080000101883 IN30009510505174	42262 37600	 79862	 0.73			
25	SHRODIP INVESTMENTS PVT. LTD.	1302080000101898	29350	29350	0.27			
26	TRANSPEK INDUSTRY LIMITED	IN30484/10349080	156650	156650	1.44			
27	UTKARSH GLOBAL HOLDING PVT LTD	IN30074911069452	3331182	3331182	30.55			
	TOTAL		4,585,030	4585030	42.04	38,519	0.84	0.35

EXCEL INDUSTRIES LIMITED

  
S K Singhvi  
Company Secretary

