


Introductory sub-table (I)(a)

Name of the Company : Exide Industries Limited			
Scrip Code : BSE : 500086			
Name of the scrip : EXIDEIND			
Class of security : EQUITY			
Quarter ended : 30.06.2014			
Partly paid-up shares:-			
Partly paid-up shares:-	No. of partly paid-up shares	As a % of total no. of partly paid-up shares	As a % of total no. of shares of the company
Held by promoter/promoter group	NIL	0	0.00
Held by public	NIL	0	0.00
Total - D	NIL	0.00	0.00
Outstanding convertible securities:-			
	No. of outstanding securities	As a % of total no. of outstanding convertible securities	As a % of total no. of shares of the company, assuming full conversion of the convertible securities
Held by promoter/promoter group	NIL	0.00	0.00
Held by public	NIL	0.00	0.00
Total - E	NIL	0.00	0.00
Warrants:-			
	No. of warrants	As a % of total no. of warrants	As a % of total no. of shares of the company, assuming full conversion of warrants
Held by promoter/promoter group	NIL	0.00	0.00
Held by public	NIL	0.00	0.00
Total - F	NIL	0.00	0.00
Total paid-up capital of the company, assuming full conversion of warrants and convertible securities	Rs.850000000 (850000000 shares of Re.1/- each)		




Statement Showing Shareholding Pattern

Category code	Category of Shareholder	Number of Shareholders	Table (I)(a)		Total shareholding as a percentage of total number of shares		Shares Pledged or otherwise encumbered	
			Total number of shares	Number of shares held in dematerialized form	As a percentage of (A+B) ¹	As a percentage of (A+B+C)	Number of shares	As a percentage
			(IV)	(V)				
(A)	Shareholding of Promoter and Promoter Group²	(III)	(IV)	(V)	(VI)	(VII)	(VIII)	(IX) = (VIII)/(IV)*100
1	Indian						N.A	N.A
(a)	Individuals/ Hindu Undivided Family							
(b)	Central Government/ State Government(s)							
(c)	Bodies Corporate							
(d)	Financial Institutions/ Banks							
(e)	Any Others(Specify)							
(e-i)								
(e-ii)								
	Sub Total(A)(1)	0	0	0	0.00	0.00	0	0.00
2	Foreign						NIL	NIL
a	Individuals (Non-Residents Individuals/ Foreign Individuals)							
b	Bodies Corporate	1	390954666	390954666	45.99	45.99	NIL	NIL
c	Institutions							
d	Qualified Foreign Investor							
e	Any Others(Specify)							
(e-i)								
(e-ii)								
	Sub Total(A)(2)	1	390954666	390954666	45.99	45.99	0	0.00
	Total Shareholding of Promoter and Promoter Group (A)= (A)(1)+(A)(2)	1	390954666	390954666	45.99	45.99	NIL	NIL
(B)	Public shareholding						N.A	N.A
1	Institutions							
(a)	Mutual Funds/ UTI	80	58568982	58568982	6.89	6.89		
(b)	Financial Institutions/ Banks	46	1357700	975237	0.16	0.16		
(c)	Central Government/ State Government(s)							
(d)	Venture Capital Funds							
(e)	Insurance Companies	18	106778049	106778049	12.56	12.56		
(f)	Foreign Institutional Investors	117	126875964	126869204	14.93	14.93		
(g)	Foreign Venture Capital Investors							
(h)	Qualified Foreign Investor							
(i)	Any Other (specify)							
(i-i)								
(i-ii)								
	Sub-Total (B)(1)	259	293580695	293191472	34.54	34.54	0	0.00



B 2	Non-institutions						N.A	N.A
(a)	Bodies Corporate	1096	76114107	75949263	8.95	8.95		
(b)	Individuals							
I	Individuals - i. Individual shareholders holding nominal share capital up to Rs 1 lakh	77745	72548885	56100983	8.54	8.54		
II	ii. Individual shareholders holding nominal share capital in excess of Rs. 1 lakh.	37	9858952	9174873	1.16	1.16		
(c)	Qualified Foreign Investor							
(d)	Any Other (specify)							
(d-i)	NRI	1639	3311222	2972491	0.39	0.39		
(d-ii)	Foreign National	7	90620	-	0.01	0.01		
(d-iii)	Clearing Member	359	1754024	1754024	0.21	0.21		
(d-iv)	Trust	26	1763789	1763789	0.21	0.21		
(d-v)	Custodian of Enemy Property	1	23040	-	0.00	0.00		
	Sub-Total (B)(2)	80910	165464639	147715423	19.47	19.47	0	0.00
(B)	Total Public Shareholding (B)= (B)(1)+(B)(2)	81169	459045334	440906895	54.01	54.01	0	0.00
	TOTAL (A)+(B)	81170	850000000	831861561	100.00	100.00	0	0.00
(C)	Shares held by Custodians and against which Depository Receipts have been issued							
1	Promoter and Promoter Group							
2	Public							
	Sub-Total (C)	0	0	0	0.00	0.00	0	0.00
	GRAND TOTAL (A)+(B)+(C)	81170	850000000	831861561	100.00	100.00	0	0.00




SL. No.	Notes




(D)(c)(i) Statement showing holding of securities (including shares, warrants, convertible securities) of persons belonging to the category "Public" and holding more than 1% of the total number of shares

Sr. No.	Name of the shareholder	Number of shares held	Shares as a percentage of total number of shares (i.e., Grand Total (A)+(B)+(C) indicated in Statement at para (D)(a) above)	Details of warrants		Details of convertible securities		Total shares (including underlying shares assuming full conversion of warrants and convertible securities) as a % of diluted share capital
				Number of warrants held	As a % total number of warrants of the same class	Number of convertible securities held	% w.r.t total number of convertible securities of the same class	
1	ICICI Prudential Discovery Fund	8994782	1.06	0	0.00	0	0.00	1.06
2	Hathway Investments Ltd	36752730	4.32	0	0.00	0	0.00	4.32
3	Life Insurance Corpn. of India	61114479	7.19	0	0.00	0	0.00	7.19
4	The New India Assurance Co.Ltd.	18862377	2.22	0	0.00	0	0.00	2.22
5	General Insurance Corpn.of India Ltd.	9326395	1.10	0	0.00	0	0.00	1.10
6	Nalanda India Equity Fund Ltd.	30267261	3.56	0	0.00	0	0.00	3.56
7	HDFC Standard Life Insurance Co.Ltd.	18481072	2.17	0	0.00	0	0.00	2.17
8	Nalanda India Fund Ltd.	15807349	1.86	0	0.00	0	0.00	1.86
9	Government Pension Fund Global	16226926	1.91	0	0.00	0	0.00	1.91
	TOTAL	215833371	25.39	0	0.00	0	0.00	25.39
	Note : (*) - More than one folio clubbed							



(I)(c)(ii) Statement showing holding of securities (including shares, warrants, convertible securities) of persons (together with PAC) belonging to the category "Public" and holding more than 5% of the total number of shares of the company

Sr. No.	Name(s) of the shareholder(s) and the Persons Acting in Concert (PAC) with them	Number of shares	Shares as a percentage of total number of shares (i.e., Grand Total (A)+(B)+(C) indicated in Statement at para (I)(a) above)	Details of warrants		Details of convertible securities		Total shares (including underlying shares assuming full conversion of warrants and convertible securities) as a % of diluted share capital
				Number of warrants	As a % total number of warrants of the same class	Number of convertible securities held	% w.r.t total number of convertible securities of the same class	
1	Life Insurance Corpn. of India	61114479	7.19	0	0.00	0	0.00	7.19
	Note : (*) - More than one folio clubbed							
TOTAL		61114479	7.19	0	0.00	0	0.00	7.19



(II)(a) Statement showing details of Depository Receipts (DRs)

Sr. No.	Type of outstanding DR (ADRs, GDRs, SDRs, etc.)	Number of outstanding DRs	Number of shares underlying outstanding DRs	Shares underlying outstanding DRs as a percentage of total number of shares {i.e., Grand Total (A)+(B)+(C) indicated in Statement at para (I)(a) above}
1				0.00
2				
3				
4				
5				
6				
7				
8				
9				
TOTAL		0	0	0.00



(II)(b) Statement showing holding of Depository Receipts (DRs), where underlying shares held by "promoter/promoter group" are in excess of 1% of the total number of shares

Sr. No.	Name of the DR Holder	Type of outstanding DR (ADRs, GDRs, SDRs, etc.)	Number of shares underlying outstanding DRs	Shares underlying outstanding DRs as a percentage of total number of shares (i.e., Grand Total (A)+(B)+(C) indicated in Statement at para (I)(a) above)
1				0.00
2				
3				
4				
5				
6				
7				
8				
9				
TOTAL			0	0.00

