


Introductory sub-table (I)(a)


Name of the Company: GRP LIMITED			
Scrip Code: 509152, Name of the scrip : GRPLTD, class of security: EQUITY			
Quarter ended: JUNE-2014			
Partly paid-up shares:-			
	No. of partly paid-up shares	As a % of total no. of partly paid-up shares	As a % of total no. of shares of the company
Held by promoter/promoter group	0	0	0
Held by public	0	0	0
Total	0	0	0
Outstanding convertible securities:-			
	No. of outstanding securities	As a % of total no. of outstanding convertible securities	As a % of total no. of shares of the company, assuming full conversion of the convertible securities
Held by promoter/promoter group	0	0	0
Held by public	0	0	0
Total	0	0	0
Warrants:-			
	No. of warrants	As a % of total no. of warrants	As a % of total no. of shares of the company, assuming full conversion of warrants
Held by promoter/promoter group		#DIV/0!	0
Held by public		#DIV/0!	0
Total	0	#DIV/0!	0
Total paid-up capital of the company, assuming full conversion of warrants and convertible securities			
1333333			



Statement Showing Shareholding Pattern

Category code	Category of Shareholder	Number of Shareholders	Table (I)(a)		Total shareholding as a percentage of total number of shares		Shares Pledged or otherwise encumbered	
			Total number of shares	Number of shares held in dematerialized form	As a percentage of (A+B) ¹	As a percentage of (A+B+C)	Number of shares	As a percentage
			(IV)	(V)	(VI)	(VII)	(VIII)	(IX)=(VIII)/(IV)*100
(A)	Shareholding of Promoter and Promoter Group²							
1	Indian							
(a)	Individuals/ Hindu Undivided Family	31	527949	527949	39.60	39.60		0.00
(b)	Central Government/ State Government(s)				0.00	0.00		0.00
(c)	Bodies Corporate	4	85937	85937	6.45	6.45		0.00
(d)	Financial Institutions/ Banks				0.00	0.00		0.00
(e)	Any Others(Specify)				0.00	0.00		0.00
(e-i)					0.00	0.00		0.00
(e-ii)					0.00	0.00		0.00
	Sub Total(A)(1)	35	613886	613886	46.04	46.04	0	0.00
2	Foreign							
a	Individuals (Non-Residents Individuals/ Foreign Individuals)				0.00	0.00		0.00
b	Bodies Corporate				0.00	0.00		0.00
c	Institutions				0.00	0.00		0.00
d	Qualified Foreign Investor				0.00	0.00		0.00
e	Any Others(Specify)				0.00	0.00		0.00
e-i					0.00	0.00		0.00
e-ii								
	Sub Total(A)(2)	0	0	0	0.00	0.00	0	0.00
	Total Shareholding of Promoter and Promoter Group (A)=(A)(1)+(A)(2)	35	613886	613886	46.04	46.04	0	0.00
(B)	Public shareholding							
1	Institutions							
(a)	Mutual Funds/ UTI	1	50	0	0.00	0.00		
(b)	Financial Institutions' Banks				0.00	0.00		
(c)	Central Government/ State Government(s)				0.00	0.00		
(d)	Venture Capital Funds				0.00	0.00		
(e)	Insurance Companies				0.00	0.00		
(f)	Foreign Institutional Investors				0.00	0.00		
(g)	Foreign Venture Capital Investors				0.00	0.00		
(h)	Qualified Foreign Investor				0.00	0.00		
(i)	Any Other (specify)				0.00	0.00		
(i-i)					0.00	0.00		
(i-ii)								
	Sub-Total (B)(1)	1	50	0	0.00	0.00		
B 2	Non-institutions							
(a)	Bodies Corporate	70	54183	51866	4.06	4.06		
(b)	Individuals				0.00	0.00		
I	Individuals -i. Individual shareholders holding nominal share capital up to Rs 1 lakh	1920	409841	330633	30.74	30.74		
II	ii. Individual shareholders holding nominal share capital in excess of Rs. 1 lakh.	9	237725	237725	17.83	17.83		
(c)	Qualified Foreign Investor				0.00	0.00		
(d)	Any Other (specify)				0.00	0.00		
(d-i)	Clearing Members	16	499	499	0.04	0.04		
(d-ii)	NRI/OCB's	61	17149	17149	1.29	1.29		
	Sub-Total (B)(2)	2076	719397	637872	53.95	53.95		
(B)	Total Public Shareholding (B)=(B)(1)+(B)(2)	2077	719447	637872	53.96	53.96		
	TOTAL (A)+(B)	2112	1333333	1251758	100.00	100.00		
(C)	Shares held by Custodians and against which Depository Receipts have been issued							
1	Promoter and Promoter Group					0.00		0.00
2	Public					0.00		
	Sub-Total (C)	0	0	0		0	0	
	GRAND TOTAL (A)+(B)+(C)	2112	1333333	1251758		100.00	0	






Sr.No	Notes
1	N.A.
2	
3	
4	
5	
6	
7	
8	
9	

(I)(b) Statement showing holding of securities (including shares, warrants, convertible securities) of persons belonging to the category "Promoter and Promoter Group"

Sr. No.	Name of the shareholder	Details of Shares held		Encumbered shares (*)			Details of warrants		Details of convertible securities		Total shares (including underlying shares assuming full conversion of warrants and convertible securities) as a % of diluted share capital
		Number of shares held	As a % of grand total (A)+(B)+(C)	No.	As a percentage	As a % of grand total (A)+(B)+(C) of sub-clause (I)(a)	Number of warrants held	As a % total number of warrants of the same class	Number of convertible securities held	As a % total number of convertible securities of the same class	
(i)	(ii)	(iii)	(iv)	(v)	(vi)=(v)/(iii)*100	(vii)	(viii)	(ix)	(x)	(xi)	(xii)
1	Aditya Nikhil Desai	6000	0.45		0.00	0.00		0		0	0.45
2	Chandrika A Kumbhani	4903	0.37		0.00	0.00		0		0	0.37
3	Devayani C Tolta	4903	0.37		0.00	0.00		0		0	0.37
4	Enarjee Consultancy and Trading Company LLP	58454	4.38		0.00	0.00		0		0	4.38
5	Harish Vadilal Gandhi HUF	7733	0.58		0.00	0.00		0		0	0.58
6	Harsh Rajendra Gandhi	57535	4.32		0.00	0.00		0		0	4.32
7	Harsh Rajendra Gandhi HUF	22000	1.65		0.00	0.00		0		0	1.65
8	Hemal Harsh Gandhi	13178	0.99		0.00	0.00		0		0	0.99
9	Jagdish M Desai	4859	0.36		0.00	0.00		0		0	0.36
10	Jagdish M Desai HUF	15000	1.13		0.00	0.00		0		0	1.13
11	Jayvanti M Desai	3000	0.23		0.00	0.00		0		0	0.23
12	M/s Ghatkopar Estate & Fin Corp	13333	1.00		0.00	0.00		0		0	1.00
13	M/s The Indust Dvpt. & Investment	14000	1.05		0.00	0.00		0		0	1.05
14	Mahesh V Gandhi HUF	16636	1.25		0.00	0.00		0		0	1.25
15	Mamta Rajesh Salot	3000	0.23		0.00	0.00		0		0	0.23
16	Khyati Mahesh Gandhi	3000	0.23		0.00	0.00		0		0	0.23
17	Miloni Mahesh Gandhi	13200	0.99		0.00	0.00		0		0	0.99
18	Mahesh Vadilal Gandhi	62500	4.69		0.00	0.00		0		0	4.69
19	Mrudula J Shah	4903	0.37		0.00	0.00		0		0	0.37
20	Nayna Rajendra Gandhi	44105	3.31		0.00	0.00		0		0	3.31
21	Nehal Rajendra Gandhi	5000	0.38		0.00	0.00		0		0	0.38
22	Nikhil M Desai HUF	14657	1.10		0.00	0.00		0		0	1.10
23	Nikhil M Desai	16995	1.27		0.00	0.00		0		0	1.27
24	Rajendra V Gandhi	22315	1.67		0.00	0.00		0		0	1.67
25	Rajendra V Gandhi HUF	46740	3.51		0.00	0.00		0		0	3.51
26	Rashmi Mahesh Gandhi	50209	3.77		0.00	0.00		0		0	3.77
27	Rekha A Kothari	4903	0.37		0.00	0.00		0		0	0.37
28	Rekah Nikhil Desai	10000	0.75		0.00	0.00		0		0	0.75
29	Harish Vadilal Gandhi	32558	2.44		0.00	0.00		0		0	2.44
30	Amishi R Gandhi	3000	0.23		0.00	0.00		0		0	0.23
31	Vaishali Rajendra Gandhi	15300	1.15		0.00	0.00		0		0	1.15
32	Varsha Hitesh Shah	4906	0.37		0.00	0.00		0		0	0.37
33	Mahesh Vadilal Gandhi HUF	3381	0.25		0.00	0.00		0		0	0.25
34	Enarjee Investment Pvt.Ltd.	150	0.01		0.00	0.00		0		0	0.01
35	Mahesh V. Gandhi	11530	0.86		0.00	0.00		0		0	0.86
	TOTAL	613886	46.04	0	0.00	0.00	0	0	0	0	46.04

(*) The term "encumbrance" has the same meaning as assigned to it in regulation 28(3) of the SAST Regulations, 2011



(I)(c)(i) Statement showing holding of securities (including shares, warrants, convertible securities) of persons belonging to the category "Public" and holding more than 1% of the total number of shares

Sr. No.	Name of the shareholder	Number of shares held	Shares as a percentage of total number of shares {i.e., Grand Total (A)+(B)+(C) indicated in Statement at para (I)(a) above}	Details of warrants		Details of convertible		Total shares (including underlying shares assuming full conversion of warrants and convertible securities) as a % of diluted share capital
				Number of warrants held	As a % total number of warrants of the same class	Number of convertible securities held	% w.r.t total convertible securities of the same class	
1	Anil Kumar Goel	20600	1.55		0		0	1.55
2	Mammen Philip	37816	2.84		0		0	2.84
3	Divya Atul Desai	35875	2.69		0		0	2.69
4	Meera Philip	81666	6.12		0		0	6.12
5	Onkar singh	20001	1.50		0		0	1.50
6			0.00		0		0	0.00
7			0.00		0		0	0.00
8			0.00		0		0	0.00
					0		0	
					0		0	
TOTAL		195958	14.70	0	0	0	0	14.70



(D)(d) Statement showing details of locked-in shares				
Sr. No.	Name of the shareholder	Number of locked-in shares	Locked-in shares as a percentage of total number of shares i.e., Grand Total (A)+(B)+(C) indicated in Statement at para (I)(a) above;	Promoter/Promoter Group/Public
1	N.A		0.00	
2			0.00	
3			0.00	
4			0.00	
5			0.00	
6			0.00	
7			0.00	
8			0.00	
9			0.00	
TOTAL		0	0.00	

