


Introductory sub-table (I)(a)			
Name of the Company: GARWARE SYNTHETICS LIMITED			
Scrip Code, Name of the scrip, class of security: 514400 - GARWSYN - EQUITY			
Quarter ended: 30th June 2014.			
<b>Partly paid-up shares:-</b>	<b>No. of partly paid-up shares</b>	<b>As a % of total no. of partly paid-up shares</b>	<b>As a % of total no. of shares of the company</b>
Held by promoter/promoter group			
Held by public			
<b>Total</b>	<b>0</b>		
<b>Outstanding convertible securities:-</b>	<b>No. of outstanding securities</b>	<b>As a % of total no. of outstanding convertible securities</b>	<b>As a % of total no. of shares of the company, assuming full conversion of the convertible securities</b>
Held by promoter/promoter group			
Held by public			
<b>Total</b>	<b>0</b>		
<b>Warrants:-</b>	<b>No. of warrants</b>	<b>As a % of total no. of warrants</b>	<b>As a % of total no. of shares of the company, assuming full conversion of warrants</b>
Held by promoter/promoter group			
Held by public			
<b>Total</b>	<b>0</b>		
<b>Total paid-up capital of the company, assuming full conversion of warrants and convertible securities</b>	<b>5548900</b>		



Statement Showing Shareholding Pattern								
Category code	Category of Shareholder	Number of Shareholders	Table (I)(a)		Total shareholding as a percentage of total number of shares		Shares Pledged or otherwise encumbered	
			Total number of shares	Number of shares held in dematerialized form	As a percentage of (A+B) <sup>1</sup>	As a percentage of (A+B+C)	Number of shares	As a percentage
(I)	(II)	(III)	(IV)	(V)	(VI)	(VII)	(VIII)	(IX) = (VIII)/(IV)*100
(A)	Shareholding of Promoter and Promoter Group <sup>2</sup>							
1	Indian							
(a)	Individuals/ Hindu Undivided Family	11	2580283	400000	46.50	46.50		0.00
(b)	Central Government/ State Government(s)				0.00	0.00		
(c)	Bodies Corporate				0.00	0.00		
(d)	Financial Institutions/ Banks				0.00	0.00		
(e)	Any Others(Specify)				0.00	0.00		
(e-i)					0.00	0.00		
(e-ii)					0.00	0.00		
	Sub Total(A)[1]	11	2580283	400000	46.50	46.50	0	0.00
2	Foreign							
a	Individuals (Non-Residents Individuals/ Foreign Individuals)				0.00	0.00		
b	Bodies Corporate				0.00	0.00		
c	Institutions				0.00	0.00		
d	Qualified Foreign Investor				0.00	0.00		
e	Any Others(Specify)				0.00	0.00		
e-i					0.00	0.00		
e-ii					0.00	0.00		
	Sub Total(A)[2]	0	0	0	0.00	0.00	0	
	Total Shareholding of Promoter and Promoter Group (A)= (A)[1]+(A)[2]	11	2580283	400000	46.50	46.50	0	0.00
(B)	Public shareholding							
1	Institutions							
(a)	Mutual Funds/ UTI				0.00	0.00		
(b)	Financial Institutions / Banks	2	400	400	0.01	0.01		
(c)	Central Government/ State Government(s)				0.00	0.00		
(d)	Venture Capital Funds				0.00	0.00		
(e)	Insurance Companies				0.00	0.00		
(f)	Foreign Institutional Investors				0.00	0.00		
(g)	Foreign Venture Capital Investors				0.00	0.00		
(h)	Qualified Foreign Investor				0.00	0.00		
(i)	Any Other (specify)				0.00	0.00		
(i-i)					0.00	0.00		
(i-ii)					0.00	0.00		
	Sub-Total (B)[1]	2	400	400	0.01	0.01		
B 2	Non-Institutions							
(a)	Bodies Corporate	80	606102	332085	10.92	10.92		
(b)	Individuals				0.00	0.00		
i	Individuals -i. Individual shareholders holding nominal share capital up to Rs 1 lakh	14447	2129906	778685	38.38	38.38		
ii	ii. Individual shareholders holding nominal share capital in excess of Rs. 1 lakh.	2	33956	21256	0.61	0.61		
(c)	Qualified Foreign Investor				0.00	0.00		
(d)	Any Other (specify)				0.00	0.00		
(d-i)	Clearing members	22	46753	46753	0.84	0.84		
(d-ii)	NRI / OCB'S	537	151400	39500	2.73	2.73		
(d-iii)	Trusts	1	100	100	0.00	0.00		
	Sub-Total (B)[2]	15089	2968217	1218379	53.49	53.49		
(B)	Total Public Shareholding (B)= (B)[1]+(B)[2]	15091	2968617	1218779	53.50	53.50		
	TOTAL (A)+(B)	15102	5548900	1618779	100.00	100.00		
(C)	Shares held by Custodians and against which Depository Receipts have been Issued							
1	Promoter and Promoter Group					0.00		
2	Public					0.00		
	Sub-Total (C)	0	0	0		0	0	
	GRAND TOTAL (A)+(B)+(C)	15102	5548900	1618779	100.00	100.00	0	0.00




Sr.No	Notes
1	
2	
3	
4	
5	
6	
7	
8	
9	



Sr. No.	Name of the shareholder	Details of Shares held		Encumbered shares (*)			Details of warrants		Details of convertible securities		Total shares (including underlying shares assuming full conversion of warrants and convertible securities) as a % of diluted share capital
		Number of shares held	As a % of grand total (A)+(B)+(C)	No.	As a percentage	As a % of grand total (A)+(B)+(C) of sub-clause (i)(a)	Number of warrants held	As a % total number of warrants of the same class	Number of convertible securities held	As a % total number of convertible securities of the same class	
(i)	(ii)	(iii)	(iv)	(v)	(vi)=(v)/(iii)*100	(vii)	(viii)	(ix)	(x)	(xi)	(xii)
1	NIHAL CHANDRAKANT GARWARE	1292100	23.29		0.00	0.00					23.29
2	ANITA GARWARE	12700	0.23		0.00	0.00					0.23
3	ASHOK BHALCHANDRA GARWARE	124500	2.24		0.00	0.00					2.24
4	BOMAN MANECKJI MIRZA	300	0.01		0.00	0.00					0.01
5	CHANDRAKANT B GARWARE	597182	10.76		0.00	0.00					10.76
6	CHANDRAKANT B GARWARE ( HUF )	235400	4.24		0.00	0.00					4.24
7	JAIDEEP CHANDRAKANT GARWARE	48600	0.88		0.00	0.00					0.88
8	MONIKA SHASHIKANT GARWARE	12600	0.23		0.00	0.00					0.23
9	RAMESH BHALCHANDRA GARWARE	129701	2.34		0.00	0.00					2.34
10	RAMESH B GARWARE ( HUF )	2400	0.04		0.00	0.00					0.04
11	SHASHIKANT B GARWARE	124800	2.25		0.00	0.00					2.25
<b>TOTAL</b>		<b>2580283</b>	<b>46.50</b>	<b>0</b>	<b>0.00</b>	<b>0.00</b>	<b>0</b>	<b>0</b>	<b>0</b>		<b>46.50</b>

(\*) The term "encumbrance" has the same meaning as assigned to it in regulation 28(3) of the SAST Regulations, 2011



Sr. No.	Name of the shareholder	Number of shares held	Shares as a percentage of total number of shares (i.e., Grand Total (A)+(B)+(C) Indicated in Statement at para (l)(a) above)	Details of warrants		Details of convertible		Total shares (including underlying shares assuming full conversion of warrants and convertible securities) as a % of diluted share capital
				Number of warrants held	As a % total number of warrants of the same class	Number of convertible securities held	% w.r.t total number of convertible securities of the same class	
1	BEEDEEGEE INV.CO.PVT.LTD.	87600	1.58					1.58
2	CEEBEEGEE INVESTMENT COMPANY	87600	1.58					1.58
3	NICHE FINANCIAL SERVICES PVT LTD	232885	4.20					4.20
4	VEEBEEGEE INV.CO.PVT.LTD.	87600	1.58					1.58
5			0.00					0
6			0.00					0
7			0.00					0
8			0.00					0
9			0.00					0
10			0.00					0
TOTAL		495685	8.93	0		0		8.93




(i)(c)(ii) Statement showing holding of securities (including shares, warrants, convertible securities) of persons (together with PAC) belonging to the category "Public" and holding more than 5% of the total number of shares of the company

Sr. No.	Name(s) of the shareholder(s) and the Persons Acting in Concert (PAC) with them	Number of shares	Shares as a percentage of total number of shares (i.e., Grand Total (A)+(B)+(C) Indicated in Statement at para (i)(a) above)	Details of warrants		Details of convertible		Total shares (including underlying shares assuming full conversion of warrants and convertible securities) as a % of diluted share capital
				Number of warrants	As a % total number of warrants of the same class	Number of convertible securities held	% w.r.t total number of convertible securities of the same class	
1	N.A.		0.00					0.00
2			0.00					0
3			0.00					0
4			0.00					0
5			0.00					0
6			0.00					0
7			0.00					0
8			0.00					0
9			0.00					0
10			0.00					0
TOTAL		0	0.00	0		0		0.00



(I)(d) Statement showing details of locked-in shares

Sr. No.	Name of the shareholder	Number of locked-in shares	Locked-in shares as a percentage of total number of shares (I.e., Grand Total (A)+(B)+(C) indicated in Statement at para (I)(a) above)
1	NIHAL CHANDRAKANT GARWARE	1292100	23.29
2	ANITA GARWARE	12700	0.23
3	ASHOK BHALCHANDRA GARWARE	124500	2.24
4	BOMAN MANECKJI MIRZA	300	0.01
5	CHANDRAKANT B GARWARE	597182	10.76
6	CHANDRAKANT B GARWARE ( HUF )	235400	4.24
7	JAIDEEP CHANDRAKANT GARWARE	48600	0.88
8	MONIKA SHASHIKANT GARWARE	12600	0.23
9	RAMESH BHALCHANDRA GARWARE	129701	2.34
10	RAMESH B GARWARE ( HUF )	2400	0.04
11	SHASHIKANT B GARWARE	124800	2.25
TOTAL		2580283	46.50



(II)(a) Statement showing details of Depository Receipts (DRs)

Sr. No.	Type of outstanding DR (ADRs, GDRs, SDRs, etc.)	Number of outstanding DRs	Number of shares underlying outstanding DRs	Shares underlying outstanding DRs as a percentage of total number of shares (i.e., Grand Total (A)+(B)+(C) indicated in Statement at para (I)(a) above)
1	N.A.			0.00
2				0.00
3				0.00
4				0.00
5				0.00
6				0.00
7				0.00
8				0.00
9				0.00
<b>TOTAL</b>		<b>0</b>	<b>0</b>	<b>0.00</b>





(ii)(b) Statement showing holding of Depository Receipts (DRs), where underlying shares held by "promoter/promoter group" are in excess of 1% of the total number of shares

Sr. No.	Name of the DR Holder	Type of outstanding DR (ADRs, GDRs, SDRs, etc.)	Number of shares underlying outstanding DRs	Shares underlying outstanding DRs as a percentage of total number of shares (i.e., Grand Total (A)+(B)+(C) indicated in Statement at para (i)(a) above)
1	N.A.			0.00
2				0.00
3				0.00
4				0.00
5				0.00
6				0.00
7				0.00
8				0.00
9				0.00
				0.00
<b>TOTAL</b>			<b>0</b>	<b>0.00</b>

