


## Introductory sub-table (I)(a)

Name of the Company : GOODRICKE GROUP LIMITED			
Scrip Code : BSE : 500166			
Name of the scrip : GOODRICKE			
Class of security : EQUITY			
Quarter ended : 30.06.2014			
<b>Partly paid-up shares:-</b>			
	<b>No. of partly paid-up shares</b>	<b>As a % of total no. of partly paid-up shares</b>	<b>As a % of total no. of shares of the company</b>
Held by promoter/promoter group	NIL	0	0.00
Held by public	NIL	0	0.00
<b>Total - D</b>	<b>NIL</b>	<b>0.00</b>	<b>0.00</b>
<b>Outstanding convertible securities:-</b>			
	<b>No. of outstanding securities</b>	<b>As a % of total no. of outstanding convertible securities</b>	<b>As a % of total no. of shares of the company, assuming full conversion of the convertible securities</b>
Held by promoter/promoter group	NIL	0.00	0.00
Held by public	NIL	0.00	0.00
<b>Total - E</b>	<b>NIL</b>	<b>0.00</b>	<b>0.00</b>
<b>Warrants:-</b>			
	<b>No. of warrants</b>	<b>As a % of total no. of warrants</b>	<b>As a % of total no. of shares of the company, assuming full conversion of warrants</b>
Held by promoter/promoter group	0	0.00	0.00
Held by public	0	0.00	0.00
<b>Total - F</b>	<b>0</b>	<b>0.00</b>	<b>0.00</b>
<b>Total paid-up capital of the company, assuming full conversion of warrants and convertible securities</b>		<b>Rs.216000000/- (21600000 shares of Rs.10/- each)</b>	

CB MANAGEMENT SERVICES (P) LTD.

  
 Registrar

**Statement Showing Shareholding Pattern**

Category code	Category of Shareholder	Table (I)(a)						
		Number of Shareholders	Total number of shares	Number of shares held in dematerialized form	Total shareholding as a percentage of total number of shares		Shares Pledged or otherwise encumbered	
					As a percentage of (A+B) <sup>1</sup>	As a percentage of (A+B+C)	Number of shares	As a percentage
(I)	(II)	(III)	(IV)	(V)	(VI)	(VII)	(VIII)	(IX) = (VII)/(IV)*100
(A)	Shareholding of Promoter and Promoter Group <sup>2</sup>							
1	Indian						N.A	N.A
(a)	Individuals/ Hindu Undivided Family				0.00	0.00		
(b)	Central Government/ State Government(s)				0.00	0.00		
(c)	Bodies Corporate				0.00	0.00		
(d)	Financial Institutions/ Banks				0.00	0.00		
(e)	Any Others(Specify)				0.00	0.00		
(e-i)					0.00	0.00		
(e-ii)					0.00	0.00		
	<b>Sub Total(A)(1)</b>	<b>0</b>	<b>0</b>	<b>0</b>	<b>0.00</b>	<b>0.00</b>	<b>0</b>	<b>0.00</b>
2	Foreign							
a	Individuals (Non-Residents Individuals/ Foreign Individuals)				0.00	0.00		
b	Bodies Corporate	2	15984000	15984000	74.00	74.00		
c	Institutions				0.00	0.00		
d	Qualified Foreign Investor							
e	Any Others(Specify)				0.00	0.00		
(e-i)					0.00	0.00		
(e-ii)					0.00	0.00		
	<b>Sub Total(A)(2)</b>	<b>2</b>	<b>15984000</b>	<b>15984000</b>	<b>74.00</b>	<b>74.00</b>	<b>0</b>	<b>0.00</b>
	<b>Total Shareholding of Promoter and Promoter Group (A) = (A)(1)+(A)(2)</b>	<b>2</b>	<b>15984000</b>	<b>15984000</b>	<b>74.00</b>	<b>74.00</b>	<b>0</b>	<b>0.00</b>
(B)	Public shareholding						N.A	N.A
1	Institutions							
(a)	Mutual Funds/ UTI	11	149492	146821	0.69	0.69		
(b)	Financial Institutions/ Banks	11	2679	1620	0.02	0.02		
(c)	Central Government/ State Government(s)				0.00	0.00		
(d)	Venture Capital Funds				0.00	0.00		
(e)	Insurance Companies				0.00	0.00		
(f)	Foreign Institutional Investors	1	2500	2500	0.01	0.01		
(g)	Foreign Venture Capital Investors				0.00	0.00		
(h)	Qualified Foreign Investor							
(i)	Any Other (specify)				0.00	0.00		
(i-i)	Foreign Bank	1	50	0	0.00	0.00		
(i-ii)					0.00	0.00		
	<b>Sub-Total (B)(1)</b>	<b>24</b>	<b>154721</b>	<b>150941</b>	<b>0.72</b>	<b>0.72</b>	<b>0</b>	<b>0.00</b>

**CS MANAGEMENT SERVICES (P) LTD.**

**Registrars**

<b>B 2</b>	<b>Non-institutions</b>							
(a)	Bodies Corporate	291	1380610	1374650	6.39	6.39	N.A	N.A
(b)	Individuals							
I	i. Individual shareholders holding nominal share capital up to Rs 1 lakh	13139	2926880	2489035	13.55	13.55		
II	ii. Individual shareholders holding nominal share capital in excess of Rs. 1 lakh	38	950561	950561	4.40	4.40		
(c)	Qualified Foreign Investor							
(d)	Any Other (specify)							
(d-i)	NRI	82	44311	43061	0.20	0.20		
(d-ii)	Office of the custodian special Court							
(d-iii)	Clearing Member	102	158917	158917	0.74	0.74		
(d-iv)	Trust				0.00	0.00		
	<b>Sub-Total (B)(2)</b>	<b>13652</b>	<b>5461279</b>	<b>5016224</b>	<b>25.28</b>	<b>25.28</b>	<b>0</b>	<b>0.00</b>
(B)	<b>Total Public Shareholding (B) = (B)(1)+(B)(2)</b>	<b>13676</b>	<b>5616000</b>	<b>5167165</b>	<b>26.00</b>	<b>26.00</b>	<b>0</b>	<b>0.00</b>
	<b>TOTAL (A)+(B)</b>	<b>13678</b>	<b>21600000</b>	<b>21151165</b>	<b>100.00</b>	<b>100.00</b>	<b>0</b>	<b>0.00</b>
(C)	Shares held by Custodians and against which Depository Receipts have been issued							
1	Promoter and Promoter Group	0	0	0	0.00	0.00	0	0.00
2	Public	0	0	0	0.00	0.00	0	0.00
	<b>Sub-Total (C)</b>	<b>0</b>	<b>0</b>	<b>0</b>	<b>0.00</b>	<b>0.00</b>	<b>0</b>	<b>0.00</b>
	<b>GRAND TOTAL (A)+(B)+(C)</b>	<b>13678</b>	<b>21600000</b>	<b>21151165</b>	<b>100.00</b>	<b>100.00</b>	<b>0</b>	<b>0.00</b>

CB MANAGEMENT SERVICES (P) LTD.

Registrars

(D)(b) Statement showing holding of securities (including shares, warrants, convertible securities) of persons belonging to the category "Promoter and Promoter Group"

Sr. No.	Name of the shareholder	Details of Shares held			Encumbered shares (*)			Details of warrants		Details of convertible securities		Total shares (including underlying shares assuming full conversion of warrants and convertible securities) as a % of diluted share capital
		Number of shares held	As a % of grand total (A)+(B)+(C)	No.	As a percentage	As a % of grand total (A)+(B)+(C) of sub-clause (j)(a)	Number of warrants held	As a % total number of warrants of the same class	Number of convertible securities held	As a % total number of convertible securities of the same class		
(i)	(ii)	(iii)	(iv)	(v)	(vi) = (iv)/(iii)*100	(vii)	(viii)	(ix)	(x)	(xi)	(xii)	
1	Assam Dooars Investments Ltd.	10389600	48.10	0	0.00	0.00	0	0.00	0	0.00	48.10	
2	Western Dooars Investments Ltd.	5594400	25.90	0	0.00	0.00	0	0.00	0	0.00	25.90	
<b>TOTAL</b>		<b>15984000</b>	<b>74.00</b>	<b>0</b>	<b>0.00</b>	<b>0.00</b>	<b>0</b>	<b>0.00</b>	<b>0</b>	<b>0.00</b>	<b>74.00</b>	
Note: (*) - More than one folio clubbed												

(\*) The term "encumbrance" has the same meaning as assigned to it in regulation 28(3) of the SAST Regulations, 2011

CB MANAGEMENT SERVICES (P) LTD.

  
Registrars

(1)(c)(i) Statement showing holding of securities (including shares, warrants, convertible securities) of persons belonging to the category "Public" and holding more than 1% of the total number of shares

Sr. No.	Name of the shareholder	Number of shares held	Shares as a percentage of total number of shares (i.e., Grand Total (A)+(B)+(C) indicated in Statement at para (1)(a) above)	Details of warrants		Details of convertible securities		Total shares (including underlying shares assuming full conversion of warrants and convertible securities) as a % of diluted share capital
				Number of warrants held	As a % total number of warrants of the same class	Number of convertible securities held	% w.r.t total number of convertible securities of the same class	
1	Koomber Properties Leasing Co.Ltd.	341185	1.58	0	0.00	0	0.00	1.58
	<b>TOTAL</b>	<b>341185</b>	<b>1.58</b>	<b>0</b>	<b>0.00</b>	<b>0</b>	<b>0.00</b>	<b>1.58</b>
	Note : (*) - More than one folio clubbed							

CB MANAGEMENT SERVICES (P) LTD.

  
Registrar

(f)(c)(ii) Statement showing holding of securities (including shares, warrants, convertible securities) of persons (together with PAC) belonging to the category "Public" and holding more than 5% of the total number of shares of the company

Sr. No.	Name(s) of the shareholder(s) and the Persons Acting in Concert (PAC) with them	Number of shares	Shares as a percentage of total number of shares {i.e., Grand Total (A)+(B)+(C) indicated in Statement at para (f)(a) above}	Details of warrants		Details of convertible securities		Total shares (including underlying shares assuming full conversion of warrants and convertible securities) as a % of diluted share capital
				Number of warrants	As a % total number of warrants of the same class	Number of convertible securities held	% w.r.t total number of convertible securities of the same class	
	N.A.	0	0.00	0	0.00	0	0.00	0.00
<b>TOTAL</b>		0	0.00	0	0.00	0	0.00	0.00

**CB MANAGEMENT SERVICES (P) LTD.**  
  
**Registrar**

(I)(d) Statement showing details of locked-in shares

Sr. No.	Name of the shareholder	Number of locked-in shares	Locked-in shares as a percentage of total number of shares (i.e., Grand Total (A)+(B)+(C) indicated in Statement at para (I)(a) above)	Promoter/Promoter Group/Public
	N.A	0	0.00	
9				
<b>TOTAL</b>		<b>0</b>	<b>0</b>	


CB MANAGEMENT SERVICES (P) LTD.

  
Registrars

(II)(a) Statement showing details of Depository Receipts (DRs)

Sr. No.	Type of outstanding DR (ADRs, GDRs, SDRs, etc.)	Number of outstanding DRs	Number of shares underlying outstanding DRs	Shares underlying outstanding DRs as a percentage of total number of shares (i.e., Grand Total (A)+(B)+(C) indicated in Statement at para (I)(a) above)
1	N.A	N.A		0.00
2				
3				
4				
5				
6				
7				
8				
9				
<b>TOTAL</b>		<b>0</b>	<b>0</b>	<b>0.00</b>

CB MANAGEMENT SERVICES (P) LTD.


  
Registrars



(II)(b) Statement showing holding of Depository Receipts (DRs), where underlying shares held by "promoter/promoter group" are in excess of 1% of the total number of shares

Sr. No.	Name of the DR Holder	Type of outstanding DR (ADRs, GDRs, SDRs, etc.)	Number of shares underlying outstanding DRs	Shares underlying outstanding DRs as a percentage of total number of shares (i.e., Grand Total (A)+(B)+(C) indicated in Statement at para (I)(a) above)
1	N.A	N.A		0.00
2				
3				
4				
5				
6				
7				
8				
9				
<b>TOTAL</b>			<b>0</b>	<b>0.00</b>

**CB MANAGEMENT SERVICES (P) LTD.**

  
**Registrars**