


Introductory sub-table (I)(a)

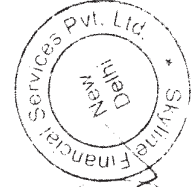
Name of the Company: GOODYEAR INDIA LIMITED			
Scrip Code, Name of the scrip, class of security: 500168, GOODYR, EQUITY			
Quarter ended: JUNE 30, 2014			
Partly paid-up shares:-	No. of partly paid-up shares	As a % of total no. of partly paid-up shares	As a % of total no. of shares of the company
Held by promoter/promoter group	0		
Held by public	0		
Total - D	0		
Outstanding convertible securities:-			
	No. of outstanding securities	As a % of total no. of outstanding convertible securities	As a % of total no. of shares of the company, assuming full conversion of the convertible securities
Held by promoter/promoter group	0		
Held by public	0		
Total - E	0		
Warrants:-			
	No. of warrants	As a % of total no. of warrants	As a % of total no. of shares of the company, assuming full conversion of warrants
Held by promoter/promoter group	0		
Held by public	0		
Total - F	0		
Total paid-up capital of the company, assuming full conversion of warrants and convertible securities			
			230665070




[Handwritten signature]

Statement Showing Shareholding Pattern


Category code	Category of Shareholder	Table (I)(a)						
		Number of Shareholders	Total number of shares	Number of shares held in dematerialized form	Total shareholding as a percentage of total number of shares	Number of shares	Shares Pledged or otherwise encumbered	As a percentage
		(III)	(IV)	(V)	(VI)	(VII)	(VIII)	(IX) = (VIII)/(IV)*100
(I)	(II)							
(A)	Shareholding of Promoter and Promoter Group							
1	Indian							
(a)	Individuals/ Hindu Undivided Family							
(b)	Central Government/ State Government(s)	0	0	0	0.00000	0	0.00000	
(c)	Bodies Corporate	0	0	0	0.00000	0	0.00000	
(d)	Financial Institutions/ Banks	0	0	0	0.00000	0	0.00000	
(e)	Any Others(Specify)	0	0	0	0.00000	0	0.00000	
(e-i)		0	0	0	0.00000	0	0.00000	
(e-ii)		0	0	0	0.00000	0	0.00000	
	Sub Total(A)(1)	0	0	0	0.00000	0	0.00000	
2	Foreign							
a	Individuals (Non-Residents Individuals/ Foreign Individuals)							
b	Bodies Corporate	1	17069215	17069215	0.00000	0.00000	0.00000	
c	Institutions				0.00000	74.00000	0.00000	
d	Qualified Foreign Investor				0.00000	0.00000	0.00000	
e	Any Others(specify)				0.00000	0.00000	0.00000	
e-i					0.00000	0.00000	0.00000	
e-ii					0.00000	0.00000	0.00000	
	Sub Total(A)(2)	1	17069215	17069215	74.00000	74.00000	0.00000	
	Total Shareholding of Promoter and Promoter Group (A) = (A)(1)+(A)(2)	1	17069215	17069215	74.00000	74.00000	0.00000	




(B)	Public shareholding								
I	Institutions								
(a)	Mutual Funds/ UTI	10	2204898	2204798	9.55887	9.55887			
(b)	Financial Institutions / Banks	41	9942	1743	0.04310	0.04310			
(c)	Central Government/ State Government(s)	0	0	0	0.00000	0.00000			
(d)	Venture Capital Funds	0	0	0	0.00000	0.00000			
(e)	Insurance Companies	2	3936	0	0.01706	0.01706			
(f)	Foreign Institutional Investors	4	240638	240438	1.04324	1.04324			
(g)	Foreign Venture Capital Investors				0.00000	0.00000			
(h)	Qualified Foreign Investor				0.00000	0.00000			
(i)	Any Other (specify)				0.00000	0.00000			
(i-i)					0.00000	0.00000			
(i-ii)					0.00000	0.00000			



B 2	Sub-Total (B)(1)	57	2459414	2446979	10.66227	10.66227
(a)	Non-institutions					
(b)	Bodies Corporate	336	531661	518106	2.30490	2.30490
	Individuals				0.00000	0.00000
I	Individuals -i. Individual shareholders holding nominal share capital up to Rs 1 lakh	23834	2477091	1721033	10.73891	10.73891
II	ii. Individual shareholders holding nominal share capital in excess of Rs. 1 lakh.	14	297874	297874	1.29137	1.29137
(c)	Qualified Foreign Investor				0.00000	0.00000
(d)	Any Other (specify)				0.00000	0.00000
(d-i)	Trusts	9	5116	5116	0.02218	0.02218
(d-ii)	Non Resident Indian	230	141566	130939	0.61373	0.61373
	Clearing Members	65	11365	11365	0.04927	0.04927
	Hindu Undivided Families	240	73205	73205	0.31736	0.31736
	Sub-Total (B)(2)	24728	3537878	2757638	15.33773	15.33773
(B)	Total Public Shareholding (B)= (B)(1)+(B)(2)	24785	5997292	5204617	26.00000	26.00000
	TOTAL (A)+(B)	24786	23066507	22273832	100.00000	100.00000
(C)	Shares held by Custodians and against which Depository Receipts have been issued	0	0	0	0.00000	0.00000
1	Promoter and Promoter Group	0	0	0	0.00000	0.00000
2	Public	0	0	0	0.00000	0.00000
	Sub-Total (C)	0	0	0	0.00000	0.00000
	GRAND TOTAL (A)+(B)+(C)	24786	23066507	22273832	100.00000	100.00000




Sr.No	Notes
1	
2	
3	
4	
5	
6	
7	
8	
9	



(1)(b) Statement showing holding of securities (including shares, warrants, convertible securities) of persons belonging to the category "Promoter and Promoter Group"

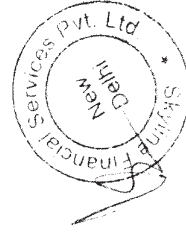

Sr. No.	Name of the shareholder	Details of Shares held			Encumbered shares (*)			Details of warrants			Details of convertible securities		Total shares (including underlying shares assuming full conversion of warrants and convertible securities) as a % of diluted share capital
		Number of shares held	As a % of grand total (A)+(B)+(C)	No.	As a percentage	As a % of grand total (A)+(B)+(C) of sub-clause (1)(a)	Number of warrants held	As a % total number of warrants of the same class	Number of convertible securities held	As a % total number of convertible securities of the same class			
(i)	(ii)	(iii)	(iv)	(v)	(vi)	(vii)	(viii)	(ix)	(x)	(xi)	(xii)		
1	GOODYEAR ORIENT COMPANY (PRIVATE) LIMITE	17069215	74.00	0	0.00	0.00	0	0	0	0	0		
TOTAL		17069215	74.00	0	0.00	0.00	0	0	0	0	0		

(*) The term "encumbrance" has the same meaning as assigned to it in regulation 28(3) of the SAST Regulations, 2011



(D)(c)(ii) Statement showing holding of securities (including shares, warrants, convertible securities) of persons (together with PAC) belonging to the category "Public" and holding more than 5% of the total number of shares of the company

Sr. No.	Name(s) of the shareholder(s) and the Persons Acting in Concert (PAC) with them	Number of shares	Shares as a percentage of total number of shares {i.e., Grand Total (A)+(B)+(C) indicated in Statement at para (I)(a) above}	Details of warrants		Details of convertible securities		Total shares (including underlying shares assuming full conversion of warrants and convertible securities) as a % of diluted share capital
				Number of warrants	As a % total number of warrants of the same class	Number of convertible securities held	% w.r.t total number of convertible securities of the same class	
1	SBI MAGNUM SECTOR FUNDS UMBRELLA - EMERGING BUSINESSES FUND	1976590	8.57	0	0	0	0	
TOTAL		1976590	8.57	0	0	0	0	0



(II)(b) Statement showing holding of Depository Receipts (DRs), where underlying shares held by "promoter/promoter group" are in excess of 1% of the total number of shares

Sr. No.	Name of the DR Holder	Type of outstanding DR (ADRs, GDRs, SDRs, etc.)	Number of shares underlying outstanding DRs	Shares underlying outstanding DRs as a percentage of total number of shares {i.e., Grand Total (A)+(B)+(C) indicated in Statement at para (I)(a) above}
1	0	0	0	0.00
2	0	0	0	0.00
3	0	0	0	0.00
4	0	0	0	0.00
5	0	0	0	0.00
6	0	0	0	0.00
7	0	0	0	0.00
8	0	0	0	0.00
9	0	0	0	0.00
	0	0	0	
	0	0	0	
TOTAL	0	0	0	0.00

