

Introductory sub-table (I)(a)

Name of the Company: GREEN FIRE AGRI COMMODITIES LIMITED			
Scrip Code, Name of the scrip, class of security: 590057, NORTHGATE, EQUITY			
Quarter ended: 30th June, 2014			
Partly paid-up shares:-			
	No. of partly paid-up shares	As a % of total no. of partly paid-up shares	As a % of total no. of shares of the company
Held by promoter/promoter group	0	0	0
Held by public	0	0	0
Total - D	0	0	0
Outstanding convertible securities:-			
	No. of outstanding securities	As a % of total no. of outstanding convertible securities	As a % of total no. of shares of the company, assuming full conversion of the convertible securities
Held by promoter/promoter group	0	0	0
Held by public	0	0	0
Total - E	0	0	0
Warrants:-			
	No. of warrants	As a % of total no. of warrants	As a % of total no. of shares of the company, assuming full conversion of warrants
Held by promoter/promoter group	0	0	0
Held by public	0	0	0
Total - F	0	0	0
Total paid-up capital of the company, assuming full conversion of warrants and convertible securities (Grand Total (A+B+C)+ D+E+F)		96108436	100

P. Nand Kumar



Statement Showing Shareholding Pattern

Table (I)(a)

Name of the Company: GREEN FIRE AGRI COMMODITIES LIMITED

Quarter ended: 30th June, 2014

Category code	Category of Shareholder	Number of Shareholders	Total number of shares	Number of shares held in dematerialized form	Total shareholding as a percentage of total number of shares		Shares Pledged or otherwise encumbered	
					As a percentage of (A+B) ¹	As a percentage of (A+B+C)	Number of shares	As a percentage
(I)	(II)	(III)	(IV)	(V)	(VI)	(VII)	(VIII)	(IX)= (VIII)/(IV)*100
(A)	Shareholding of Promoter and Promoter Group²							
1	Indian							
(a)	Individuals/ Hindu Undivided Family	7	10247116	10247116	10.66	10.66	0	0.00
(b)	Central Government/ State Government(s)	0	0	0	0.00	0.00	0	0.00
(c)	Bodies Corporate	2	36795809	36795809	38.29	38.29	0	0.00
(d)	Financial Institutions/ Banks	0	0	0	0.00	0.00	0	0.00
(e)	Any Others(Specify)	0	0	0	0.00	0.00	0	0.00
(e-i)		0	0	0	0.00	0.00	0	0.00
(e-ii)		0	0	0	0.00	0.00	0	0.00
	Sub Total(A)(1)	9	47042925	47042925	48.95	48.95	0	0.00
2	Foreign							
a	Individuals (Non-Residents Individuals/ Foreign Individuals)	0	0	0	0.00	0.00	0	0.00
b	Bodies Corporate	0	0	0	0.00	0.00	0	0.00
c	Institutions	0	0	0	0.00	0.00	0	0.00
d	Any Others(Specify)	0	0	0	0.00	0.00	0	0.00
d-i		0	0	0	0.00	0.00	0	0.00
d-ii		0	0	0	0.00	0.00	0	0.00
	Sub Total(A)(2)	0	0	0	0.00	0.00	0	0.00
	Total Shareholding of Promoter and Promoter Group (A)= (A)(1)+(A)(2)	9	47042925	47042925	48.95	48.95	0	0.00
(B)	Public shareholding							
1	Institutions							
(a)	Mutual Funds/ UTI	0	0	0	0.00	0.00	0	0.00
(b)	Financial Institutions/ Banks	0	0	0	0.00	0.00	0	0.00
(c)	Central Government/ State Government(s)	0	0	0	0.00	0.00	0	0.00
(d)	Venture Capital Funds	0	0	0	0.00	0.00	0	0.00
(e)	Insurance Companies	0	0	0	0.00	0.00	0	0.00
(f)	Foreign Institutional Investors	1	1913770	1913770	1.99	1.99	0	0.00
(g)	Foreign Venture Capital Investors	0	0	0	0.00	0.00	0	0.00
(h)	Any Other (specify)	0	0	0	0.00	0.00	0	0.00
(h-i)		0	0	0	0.00	0.00	0	0.00
(h-ii)		0	0	0	0.00	0.00	0	0.00
	Sub-Total (B)(1)	1	1913770	1913770	1.99	1.99	0	0.00
B 2	Non-institutions							
(a)	Bodies Corporate	382	8549261	8549261	8.90	8.90	0	0.00
(b)	Individuals	0	0	0	0.00	0.00	0	0.00
I	Individuals -i. Individual shareholders holding nominal share capital up to Rs 1 lakh	18469	26995371	26963245	28.09	28.09	14493	0.05
II	ii. Individual shareholders holding nominal share capital in excess of Rs. 1 lakh.	35	9547209	9547209	9.93	9.93	0	0.00
(c)	Any Other (NRI'S)	150	797830	797830	0.83	0.83	0	0.00
(c-i)	Any Other (Clearing Memebers)	48	1262070	1262070	1.31	1.31	0	0.00
(c-ii)					0.00	0.00		
	Sub-Total (B)(2)	19084	47151741	47119615	49.06	49.06	14493	0.03
(B)	Total Public Shareholding (B)= (B)(1)+(B)(2)	19085	49065511	49033385	51.05	51.05	14493	0.03
	TOTAL (A)+(B)	19094	96108436	96076310	100.00	100.00	14493	0.02
(C)	Shares held by Custodians and against which Depository Receipts have been issued							
1	Promoter and Promoter Group	0	0	0	0	0.00	0	0.00
2	Public	0	0	0	0	0.00	0	0
	Sub-Total (C)	0	0	0	0	0.00	0	0
	GRAND TOTAL (A)+(B)+(C)	19094	96108436	96076310	100.00	100.00	14493	0.02


M. Nandh



(I)(b) Statement showing holding of securities (including shares, warrants, convertible securities) of persons belonging to the category “Promoter and Promoter Group” as on 30th June, 2014

Sr. No.	Name of the shareholder	Total shares held		Shares pledged or otherwise encumbered			Details of warrants		Details of convertible securities		Total shares (including underlying shares assuming full conversion of warrants and convertible securities) as a % of diluted share capital
		Number of shares	As a % of grand total (A)+(B)+(C)	Number	As a percentage	As a % of grand total (A)+(B)+(C) of sub-clause (I)(a)	Number of warrants held	As a % total number of warrants of the same class	Number of convertible securities held	As a % total number of convertible securities of the same class	
(I)	(II)	(III)	(IV)	(V)	(VI)=(V)/(III)*100	(VII)	(VIII)	(IX)	(X)	(XI)	(XII)
1	STAMPEDE HOLDINGS LIMITED	36789846	38.28	0	0.00	0.00	0	0.00	0	0.00	38.28
2	MEENAVALLI VENKATA SRINIVAS	3254586	3.39	0	0.00	0.00	0	0.00	0	0.00	3.39
3	MEENAVALLI USHA RANI	3226360	3.36	0	0.00	0.00	0	0.00	0	0.00	3.36
4	UMA KUNAREDDY	2404652	2.50	0	0.00	0.00	0	0.00	0	0.00	2.50
5	KUNAREDDY SIMI	750000	0.78	0	0.00	0.00	0	0.00	0	0.00	0.78
6	NAIMI KUNAREDDY	456266	0.47	0	0.00	0.00	0	0.00	0	0.00	0.47
7	MEENAVALLI KRISHNA MOHAN	80786	0.08	0	0.00	0.00	0	0.00	0	0.00	0.08
8	M V LAXMI	74466	0.08	0	0.00	0.00	0	0.00	0	0.00	0.08
9	Stampede Holdings Limited	5963	0.01	0	0.00	0.00	0	0.00	0	0.00	0.01
TOTAL		47042925	48.95	0	0.00	0.00	0	0.00	0	0.00	48.95

T. Narsa Kumar




(I)(c)(i) Statement showing holding of securities (including shares, warrants, convertible securities) of persons belonging to the category “Public” and holding more than 1% of the total number of shares as on 30th June, 2014

Sr. No.	Name of the shareholder	Number of shares	Shares as a percentage of total number of shares {i.e., Grand Total (A)+(B)+(C) indicated in Statement at para (I)(a) above}	Detail of warrants		Details of convertible securities		Total shares (including underlying shares assuming full conversion of warrants and convertible securities as a % of diluted share capital)
				Number of warrants held	As a % total number of warrants of the same class	Number of convertible securities held	% w.r.t total number of convertible securities of the same class	
1	MUKESH BROKERAGE AND FINANCIAL (INDIA) LTD	2702000	2.81	0	0.00	0	0.00	2.81
2	MARSHAL GLOBAL CAPITAL FUND LTD	1913770	1.99	0	0.00	0	0.00	1.99
TOTAL		4615770	4.80	0	0.00	0	0.00	4.80

(I)(c)(ii) Statement showing holding of securities (including shares, warrants, convertible securities) of persons (together with PAC) belonging to the category “Public” and holding more than 5% of the total number of shares as on 30th June, 2014

Sr. No.	Name of the shareholder	Number of shares	Shares as a percentage of total number of shares {i.e., Grand Total (A)+(B)+(C) indicated in Statement at para (I)(a) above}	Detail of warrants		Details of convertible securities		Total shares (including underlying shares assuming full conversion of warrants and convertible securities as a % of diluted share capital)
				Number of warrants held	As a % total number of warrants of the same class	Number of convertible securities held	% w.r.t total number of convertible securities of the same class	
1	NIL	0	0.00	0	0.00	0	0.00	0.00
2		0	0.00	0	0.00	0	0.00	0.00
TOTAL		0	0.00	0	0.00	0	0.00	0.00

T. Nandh



(I)(d) Statement showing details of locked-in shares as on 30th June, 2014

Sr. No.	Name of the shareholder	Number of locked-in shares	Locked-in shares as a percentage of total number of shares {i.e., Grand Total (A)+(B)+(C) indicated in Statement at para (I)(a) above}
NIL			

(II)(a) Statement showing details of Depository Receipts (DRs) as on 30th June, 2014


Sr. No.	Type of outstanding DR (ADRs, GDRs, SDRs, etc.)	Number of outstanding DRs	Number of shares underlying outstanding DRs	Shares underlying outstanding DRs as a percentage of total number of shares {i.e., Grand Total (A)+(B)+(C) indicated in Statement at para (I)(a) above}
NIL				

(II)(b) Statement showing holding of Depository Receipts (DRs), where underlying shares held by "promoter/promoter group" are in excess of 1% of the total number of shares as on 30th June, 2014

Sr. No.	Name of the DR Holder	Type of outstanding DR (ADRs, GDRs, SDRs, etc.)	Number of shares underlying outstanding DRs	Shares underlying outstanding DRs as a percentage of total number of shares {i.e., Grand Total (A)+(B)+(C) indicated in Statement at para (I)(a) above}
NIL				

Date: July 16, 2014
Place: Hyderabad

For GREEN FIRE AGRI COMMODITIES LIMITED


Director.

