



(1J)(a) STATEMENT SHOWING SHAREHOLDING PATTERN IN CLAUSE-35			
NAME OF THE COMPANY: GULF OIL LUBRICANTS INDIA LIMITED		Name of the Scrip: Gulf Oil Lubricants India Limited	
SCRIP CODE:			
Class of Security:	Equity Share		
QUARTER ENDED:	24-Jul-14		
Partly paid-up shares	No. of partly paid-up shares	As a % of total no. of partly paid-up shares	As a % of total no. of shares of the Company.
Held by promoter/promoter group	0	0	0
Held by Public	0	0	0
<b>Total:</b>	<b>0</b>	<b>0</b>	<b>0</b>
Outstanding convertible securities:	No. of outstanding securities	As a % of total no. of outstanding convertible securities.	As a % of total no. of shares of the Company assuming full conversion of the convertible securities
Held by promoter/promoter group	0	0	0
Held by Public	0	0	0
<b>Total:</b>	<b>0</b>	<b>0</b>	<b>0</b>
Warrants:	No. of warrants	As a % of total no. of warrants	As a % of total no. of shares of the Company, assuming full conversion of warrants
Held by promoter/promoter group	0	0	0
Held by Public	0	0	0
<b>Total:</b>	<b>0</b>	<b>0</b>	<b>0</b>
<b>Total paid-up capital in Rupees of the Company, assuming full conversion of warrants and convertible securities</b>	<b>99144980</b>		



Gulf Oil Lubricants India Limited


Vinayak Joshi  
Company Secretary

CATEGORY CODE	CATEGORY OF SHAREHOLDER	NO OF SHAREHOLDERS	TOTAL NUMBER OF SHARES	NO OF SHARES HELD IN DEMATERIALIZED FORM	TOTAL SHAREHOLDING AS A % OF TOTAL NO OF SHARES		SHARES PLEDGE OR OTHERWISE ENCUMBERED
					AS a PERCENTAGE of (A+B)	AS a PERCENTAGE of (A+B+C)	
(i)	(ii)	(iii)	(i)	(ii)	(iii)	(vii)	(ix)=(viii)/(iv)*100
(A)	PROMOTER AND PROMOTER GROUP						0
(1)	INDIAN						
(a)	Individual /HUF	0	0	0	0.00	0.00	0.00
(b)	Central Government/State Government(s)	0	0	0	0.00	0.00	0.00
(c)	Bodies Corporate	0	0	0	0.00	0.00	0.00
(d)	Financial Institutions / Banks	0	0	0	0.00	0.00	0.00
(e)	Others	0	0	0	0.00	0.00	0.00
	Sub-Total A(1) :	0	0	0	0.00	0.00	0.00
(2)	FOREIGN						
(a)	Individuals (NRIs/Foreign Individuals)	0	0	0	0.00	0.00	0.00
(b)	Bodies Corporate	1	29718167	29718167	59.95	59.95	0.00
(c)	Institutions	0	0	0	0.00	0.00	0.00
	Qualified Foreign Investor	0	0	0	0.00	0.00	0.00
	Others	0	0	0	0.00	0.00	0.00
	Sub-Total A(2) :	1	29718167	29718167	59.95	59.95	0.00
	Total A=A(1)+A(2)	1	29718167	29718167	59.95	59.95	0.00
(B)	PUBLIC SHAREHOLDING						
(1)	INSTITUTIONS						
(a)	Mutual Funds /UTI	16	2333254	2333254	4.71	4.71	0.00
(b)	Financial Institutions /Banks	5	944024	943904	1.90	1.90	0.00
(c)	Central Government / State Government(s)	1	149490	0	0.30	0.30	0.00
(d)	Venture Capital Funds	0	0	0	0.00	0.00	0.00
(e)	Insurance Companies	0	0	0	0.00	0.00	0.00
(f)	Foreign Institutional Investors	15	2530850	2530850	5.11	5.11	0.00
(g)	Foreign Venture Capital Investors	0	0	0	0.00	0.00	0.00
(h)	Qualified Foreign Investor	0	0	0	0.00	0.00	0.00
(i)	Others	0	0	0	0.00	0.00	0.00
	Sub-Total B(1) :	37	5957618	5808008	12.02	12.02	0.00



Vinayak Joshi  
Company Secretary

CATEGORY CODE	CATEGORY OF SHAREHOLDER	NO OF SHAREHOLDERS	TOTAL NUMBER OF SHARES	NO OF SHARES HELD IN DEMATERIALIZED FORM	TOTAL SHAREHOLDING AS A % OF TOTAL NO OF SHARES			SHARES PLEDGE OR OTHERWISE ENCUMBERED
					AS a PERCENTAGE of (A+B)	As a PERCENTAGE of (A+B+C)	NUMBER OF SHARES	
(i)	(ii)	(iii)	(i)	(ii)	(iii)	(vii)	(viii)	(ix)=(viii)/(iv)*100
(2)	NON-INSTITUTIONS							
(a)	Bodies Corporate	605	1213643	1195428	2.45		2.45	
(b)	Individuals							
	(i) Individuals holding nominal share capital upto Rs.1 lakh	56759	6713613	5815686	13.54	13.54		
	(ii) Individuals holding nominal share capital in excess of Rs.1 lakh	14	4396781	4277093	8.87	8.87		
(c)	Others							
	FRACTIONAL Trustee	1	3666	0	0.01	0.01		
	FOREIGN NATIONALS	1	4500	4500	0.01	0.01		
	NON RESIDENT INDIANS	261	228204	224822	0.46	0.46		
	OVERSEAS CORPORATE BODIES	1	1333333	1333333	2.69	2.69		
	CLEARING MEMBERS	4	215	215	0.00	0.00		
	TRUSTS	2	2750	2750	0.01	0.01		
(d)	Qualified Foreign Investor	0	0	0	0.00	0.00		
	Sub-Total B(2) :	57648	13896705	12853827	28.03	28.03		
	Total B=B(1)+B(2) :	57685	19854323	18661835	40.05	40.05		
	Total (A+B) :	57686	49572490	48380002	100.00	100.00		
(c)	Shares held by custodians, against which Depository Receipts have been issued							
(2)	Promoter and Promoter Group	0	0	0	0	0		
	Public	0	0	0	0.00	0.00		
	<b>GRAND TOTAL (A+B+C) :</b>	<b>57686</b>	<b>49572490</b>	<b>48380002</b>	<b>100.00</b>	<b>100.00</b>	<b>0.00</b>	<b>0.00</b>



For Gulf Oil Lubricants India Limited

Vinayak Joshi  
Company Secretary


For Gulf Oil Lubricants India Limited

Vinayak Joshi  
Company Secretary

(I)(b)	Statement showing holding of securities (including shares, warrants, convertible securities) of persons belonging to the category "Promoter and Promoter Group"													
	Sr.No	Name of the Shareholder	Details of Shares held			Encumbered shares (*)			Details of Warrants			Details of convertible securities		
No. of Shares held			As a % of grand total (A)+(B)+(C)	Pledge Shares	AS a percentage	AS a % of grand total (A) + (B) + (C) of sub-clause (i)(a)	Number of warrants held	As a % total number of warrants of the same class	Number of convertible securities held	As a % total number of convertible securities of the same class	Number of convertible securities held	As a % total number of convertible securities of the same class		
(I)	(II)	(III)	(IV)	(V)	(VI)=(V)/(III)*100	(VII)	(VIII)	(IX)	(X)	(XI)	(XII)			
	GULF OIL INTERNATIONAL 1 (MAURITIUS) INC	29718167	59.95	0	0.00	0.00	0	0.00	0	0.00	0	0.00	59.95	
	<b>TOTAL :</b>	<b>29718167</b>	<b>59.95</b>	<b>0</b>	<b>0.00</b>	<b>0.00</b>	<b>0</b>	<b>0.00</b>	<b>0</b>	<b>0.00</b>	<b>0</b>	<b>0.00</b>	<b>59.95</b>	

For Gulf Oil Lubricants India Limited


*Vinayak Joshi*  
Company Secretary



(1)(c)(i)	Statement showing holding of securities (including shares, warrants, convertible securities) of persons belonging to the category "Public" and holding more than 1% of the total number of shares									
	Sr. No.	Name of the shareholder	Number of shares held	Shares as a percentage of total number of shares (i.e., Grant total (A)-(B)+(C) indicated in Statement at para (1)(a) above)	Details of warrants		Details of convertible securities		Total shares (including underlying shares assuming full conversion of warrants and convertible securities) as a % of diluted share capital	
Number of warrants held					As a % total number of warrants of the same class	Number of convertible securities held	% w.r.t total number of convertible securities of the same class			
1	BRIDGE INDIA FUND		2212627	4.46	0	0.00	0	0.00	4.46	
2	GIRDHARILAL V LAKHI		2175230	4.38	0	0.00	0	0.00	4.38	
3	IAM LIMITED		1333333	2.69	0	0.00	0	0.00	2.69	
4	RELANCE CAPITAL TRUSTEE CO LTD- RELANCE LONGTERM EQUITY FUND		1025002	2.07	0	0.00	0	0.00	2.07	
5	MANISH LAKHI		819241	1.65	0	0.00	0	0.00	1.65	
6	THE NEW INDIA ASSURANCE COMPANY LIMITED		722929	1.46	0	0.00	0	0.00	1.46	
	<b>TOTAL</b>		<b>8286362</b>	<b>16.72</b>	<b>0</b>	<b>0.00</b>	<b>0</b>	<b>0.00</b>	<b>16.72</b>	

Gulf Oil Lubricants India Limited

Company Secretary





STATEMENT SHOWING DETAILS OF LOCKED-IN SHARES"			
(1)(d)			
Sr.No.	Name of the shareholder	Number of locked-in shares	Locked-in shares as a (%) percentage of total number of shares (i.e, Grand Total (A)+(B)+(C) Indicated in Statement at para (1)(a) above}
			Promoter/Promoter Group/Public
<b>TOTAL :</b>		<b>0</b>	<b>0</b>

For Gulf Oil Lubricants India Limited


Vinayak Joshi  
Company Secretary



STATEMENT SHOWING DETAILS OF DEPOSITORY RECEIPTS (DRS)				
(II)(a)				
Sr.No.	Type of outstanding DR (ADRs,GDRs,SDRs,etc.)	Number of outstanding DRs	Number of shares underlying outstanding DRs	Shares underlying outstanding DRs as a percentage of total number of shares [i.e., Grand Total (A)+(B)+(C) indicated in Statement at Para(I)(a) above]
		0		
<b>TOTAL :</b>		<b>0</b>	<b>0</b>	<b>0</b>

For Gulf Oil Lubricants India Limited

Vinayak Joshi  
Company Secretary





(II)(b)	Statement showing Holding of Depository Receipts (DRs), where underlying shares held by "Promoter/Promoter group" are in excess of 1% of the total number shares.			
Sr.No.	Name of the DR Holder	Type of outstanding DR (ADRs, GDRs, SDRs, etc.)	Number of shares underlying outstanding DRs	Shares underlying outstanding DRs as a percentage of total number of shares {i.e., Grand Total (A)+(B)+(C) indicated in Statement at para(I)(a) above}
	TOTAL :			0

For Gulf Oil Lubricants India Limited

Vinayak Joshi  
Company Secretary

