


Name of the Company: HARRISONS MALAYALAM LIMITED
 Scrip Code, Name of the scrip, class of security: 500467
 Quarter ended: 30th June, 2014

Partly paid-up shares	No. of partly paid up shares	As a % of total no. of partly paid-up shares	As a % of total no. of shares of the Company
Held by promoter/ promoter group	Nil	Nil	Nil
Held by public	4785	100%	0.025%
Total	4785	100%	0.025%
Outstanding convertible securities	No. of outstanding securities	As a % of total no. of outstanding convertible securities	As a % of total no. of shares of the company, assuming full conversion of the convertible securities
Held by Promoter/ Promoter Group	N.A.	Nil	Nil
Held by public	N.A.	Nil	Nil
Total	N.A.	Nil	Nil



Warrants	No. of warrants	As a % of total no. of warrants	As a % of total no. of shares of the Company, assuming full conversion of warrants
Held by Promoter/ Promoter Group	N.A.	N.A.	N.A.
Held by Public	N.A.	N.A.	N.A.
TOTAL	N.A.	N.A.	N.A.
<p>Total paid-up capital of the Company, assuming full conversion of warrants and convertible securities</p> <p>Total paid up capital of the Company stands at Rs. 184554050 divided into 18455405 shares of Rs. 10/- each.</p> <p>The Company has not issued any convertible warrants / securities.</p>			




(I)(a) Statement showing Shareholding Pattern

HARRISONS MALAYALAM LIMITED

Code: 500467

Quarter ended: 30th June, 2014

Category Code	Category of Shareholder	No. of shareholders	Total No. of shares	No. of shares held in dematerialized form	Total shareholding as a % of total number of shares		Shares pledged or otherwise encumbered	
					As a % of (A+B) VI	As a % of (A+B+C) VII	No. of shares VIII	As a % VIII / IV IX
I	II	III	IV	V	VI	VII	VIII	IX
(A)	Shareholding of Promoter and Promoter Group							
(1)	Indian							
(a)	Individuals/Hindu undivided family	3	90000	90000	0.49	0.49	NA	NA
(b)	Central Government / State Government(s)	0	0	0	0	0	NA	NA
(c)	Bodies Corporate	11	5291575	5291575	28.67	28.67	NA	NA
(d)	Financial Institutions / Banks	0	0	0	0	0	NA	NA
(e)	Any other (specify) Trusts	6	262080	262080	1.42	1.42	NA	NA
	Sub-Total (A)(1)	20	5643655	5643655	30.58	30.58	NA	NA



(2)	Foreign		0	0	0	0	0	0	0	0	0	NA
(a)	Individuals (Non-Resident Individuals / Foreign Individuals)		0	0	0	0	0	0	0	0	0	NA
(b)	Bodies Corporate		1	3640000	0	19.72	19.72	0	0	0	0	NA
(c)	Institutions		0	0	0	0	0	0	0	0	0	NA
(d)	Qualified Foreign Investor		0	0	0	0	0	0	0	0	0	NA
(e)	Any Other (specify)		0	0	0	0	0	0	0	0	0	NA
	Sub Total (A)(2)		1	3640000	0	19.72	19.72	0	0	0	0	NA
	Total shareholding of Promoter & Promoter Group (A)=(A)(1)+(A)(2)		21	9283655	5643655	50.30	50.30	0	0	0	0	NA
(B)	Public shareholding											
(1)	Institutions		0	0	0	0	0	0	0	0	0	NA
(a)	Mutual Funds /UTI		5	7020	6500	0.04	0.04	0	0	0	0	NA
(b)	Financial Institutions/Banks		16	2483	1903	0.01	0.01	0	0	0	0	NA
(c)	Central Govt./State Govt(s)		0	0	0	0	0	0	0	0	0	NA



(d)	Venture Capital Funds	0	0	0	0	0	0	0	0	0	0	NA	NA
(e)	Insurance Companies	1	33570	33570	0	0	0	0	0.18	0.18	0	NA	NA
(f)	Foreign Institutional Investors	0	0	0	0	0	0	0	0.00	0.00	0	NA	NA
(g)	Foreign Venture Capital Investors	0	0	0	0	0	0	0	0	0	0	NA	NA
(h)	Qualified Foreign Investor	0	0	0	0	0	0	0	0	0	0	NA	NA
(i)	Any Other (specify) Trust	2	240	240	240	0	0	0	0	0	0	NA	NA
	Sub-Total (B)(1)	24	43313	42213	42213	0	0	0	0.23	0.23	0	NA	NA
(2)	Non Institutions	0	0	0	0	0	0	0	0	0	0	NA	NA
(a)	Bodies Corporate	476	1247006	1236660	1236660	6.76	6.76	6.76	6.76	6.76	6.76	NA	NA
(b)	Individuals												
	i) Individual shareholders holding nominal share capital up to Rs.1 lac	29568	5872350	4913636	4913636	31.82	31.82	31.82	31.82	31.82	31.82	NA	NA
	ii) Individual shareholders holding nominal share capital in excess of Rs.1 lakh	35	1700884	1680884	1680884	9.22	9.22	9.22	9.22	9.22	9.22	NA	NA
(c)	Qualified Foreign Investor	0	0	0	0	0	0	0	0	0	0	NA	NA



(i)(c)(i) Statement showing holding of securities (including shares, warrants, convertible securities) of persons belonging to the category "Public" and holding more than 1% of the total number of shares

Sl. No.	Name of Shareholder	No. of Shares held	Shares as a % of total No. of shares (i.e. Grand Total (A)+(B)+(C) Indicated in statement at para (1)(a) above	Details of warrants		Details of convertible securities		Total shares (including underlying shares assuming full conversion of warrants and convertible securities) as a % of diluted share capital
				No. of warrants held	As a % total no. of warrants of the same class	No. of convertible securities held	% w.r.t. total no of convertible securities of the same class	
1	Harsha Hitesh Javeri	352000	1.91	NIL	NIL	NIL	NIL	NIL
2	Hitesh Ramji Javeri	570000	3.09					
3	Harrisons Malayalam Ltd. Unclaimed Suspense	227736	1.23	NIL	NIL	NIL	NIL	NIL

(i)(c)(ii) Statement showing holding of securities (including shares, warrants, convertible securities) of persons (together with PAC) belonging to the category "Public" and holding more than 5% of the total no. of shares of the Company

Sl. No.	Name(s) of the shareholder(s) and the Persons Acting in Concert (PAC) with them	No. of Shares held	Shares as a % of total No. of shares (i.e. Grand Total (A)+(B)+(C) Indicated in statement at para (1)(a) above	Details of warrants		Details of convertible securities		Total shares (including underlying shares assuming full conversion of warrants and convertible securities) as a % of diluted share capital
				No. of warrants held	As a % total no. of warrants of the same class	No. of convertible securities held	% w.r.t. total no of convertible securities of the same class	
	NIL	NIL	NIL	NIL	NIL	NIL	NIL	NIL



(1)(d) Statement showing details of locked-in-shares

Sl. No.	Name of the Shareholder	Category of shareholders (Promoters/Public)	No. of locked-in shares	Locked-in shares as a percentage of total number of shares (i.e. Grand Total (A)+(B)+(C) indicated in statement at (i)(a) above
NIL	NIL	NIL	NIL	NIL



(II)(a) Statement showing details of Depository Receipts (DRs)

Sl. No.	Type of outstanding DR (ADRs, GDRs, SDRs, etc.)	Number of outstanding DRs	No. of shares underlying outstanding DRs	Shares underlying outstanding DRs as a % of total number of shares (i.e. Grand Total (A)+(B)+(C) indicated in statement at para (1)(a) above)
NIL	NIL	NIL	NIL	NIL

(II)(b) Statement showing Holding of Depository Receipts (DRs), where underlying shares are in excess of 1% of the total number of shares

Sl. No.	Name of the DR Holder Type of outstanding DR (ADRs, GDRs, SDRs, etc.)	No. of shares underlying outstanding DRs	Shares underlying outstanding DRs as a % of total number of shares (i.e. Grand Total(A)+(B)+(C) indicated in statement at para (I) (a) above)
NIL	NIL	NIL	NIL



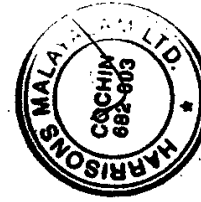
(iii)(a) Statement showing Shareholding Pattern


HARRISONS MALAYALAM LIMITED

Code: 500467

Quarter ended: 30th June, 2014

Category Code	Category of Shareholder	No of voting rights held in each class of securities			Total voting Rights (III+IV+V)	Total voting Rights ie (VI)	
		Class X III	Class Y IV	Class Z V		As a % of (A+B) VII	As a % of (A+B+C) (VIII)
I	II						
(A)	Shareholding of Promoter and Promoter Group						
(1)	Indian						
(a)	Individuals/Hindu undivided family	90000			90000	0.49	0.49
(b)	Central Government / State Government(s)	0			0	0	0
(c)	Bodies Corporate	5291575			5291575	30.09	30.09
(d)	Financial Institutions / Banks						
(e)	Any other (specify)	262080			262080	0	0
	Sub-Total (A)(1)	5643655			5643655	30.58	30.58
(2)	Foreign						
(a)	Individuals (Non-Resident Individuals / Foreign Individuals)						
(b)	Bodies Corporate	3640000			3640000	19.72	19.72
(c)	Institutions						
(d)	Any Other (specify)						
	Sub-Total (A)(2)	3640000			3640000	19.72	19.72
	Total shareholding of Promoter & Promoter Group (A)=(A)(1)+(A)(2)	9283655			9283655	50.30	50.30





(B)	Public shareholding							
(1)	Institutions							
(a)	Mutual Funds /UTI	7020	7020				0.04	0.04
(b)	Financial Institutions/Banks	2483	2483				0.01	0.01
(c)	Central Govt./State Govt(s)							
(d)	Venture Capital Funds	33570	33570				0.18	0.18
(e)	Insurance Companies	0	0				0.00	0.00
(f)	Foreign Institutional Investors							
(g)	Foreign Venture Capital Investors							
(h)	Any Other (specify) Trust	240	240				0	0
	Sub-Total (B)(1)	43313	43313				0.23	0.23
(2)	Non Institutions							
(a)	Bodies Corporate	1247006	1247006				6.76	6.76
(b)	Individuals							
	i) Individual shareholders holding nominal share capital up to Rs.1 lac	5872350	5872350				31.82	31.82
	ii) Individual shareholders holding nominal share capital in excess of Rs.1 lakh	1700884	1700884				9.22	9.22
(c)	Any Other (specify)							
	Clearing Member	107480	107480				0.58	0.58
	Market Maker	31350	31350				0.17	0.17
	NRI (Repatriate)	67187	67187				0.36	0.36
	NRI (Non-Repatriate)	31879	31879				0.17	0.17
	HUF	70301	70301				0.38	0.38
	Sub-total (B)(2)	9128437	9128437				49.46	49.46
	Total Public shareholding (B)=(B)(1)+(B)(2)	9171750	9171750				49.70	49.70
	TOTAL (A)+(B)	18455405	18455405				100	100
(C)	Shares held by Custodians against which depository receipts have been issued.	0	0				0	0
	GRAND TOTAL (A)+(B)+(C)	18455405	18455405				100	100

(ii)(b) Statement showing holding of securities (including shares, warrants, convertible securities) of persons belonging to the category "Promoter and Promoter Group"

Sl. No.	Name of the Shareholder	Details of shares held		Encumbered Shares			Details of warrants		Details of convertible securities		Total shares (including underlying shares) assuming full conversion of warrants and convertible securities as a % of diluted share capital (XII)
		No. of shares held (III)	As a % of grand total (A)+(B)+(C) (IV)	Number (V)	As a % (VI)-(V)/(III)*100 (VII)	As a % of grand total (A)+(B)+(C) of sub-clause (i)(a) (VIII)	No. of warrants held (VIII)	As a % total no. of warrants of the same class (IX)	No. of convertible securities held (X)	As a % total no. of convertible securities of the same class (XI)	
	Indians										
	Individuals / HUF										
1	Rama Prasad Goenka	10000	0.05	N.A.	N.A.	N.A.	N.A.	N.A.	N.A.	N.A.	N.A.
2	Sanjiv Goenka	35000	0.19								
3	Hansh Vardhan Goenka	45000	0.24								
	TOTAL	90000	0.49								
	Bodies corporate										
4	Universal Industrial Fund Ltd.	507983	2.74								
5	Adapt Investments Ltd.	200	0.00								
6	Saregama India Ltd.	100	0.00								
7	Zensar Technologies Ltd.	1420200	7.70								
8	Instant Holdings Ltd.	699870	3.79								
9	Swallow Associates LLP	728160	3.94								
10	Summit Securities Ltd.	43680	0.24								
11	HML Trust No.I	43680	0.24								
12	HML Trust No.II	43680	0.24								
13	HML Trust No.III	43680	0.24								
14	HML Trust No.IV	43680	0.24								
15	HML Trust No.V	43680	0.24								
16	HML Trust No.VI	43680	0.24								
17	Puffin Investments Ltd.	320230	1.73								
18	Swallow Associates LLP	492052	2.67								
19	Carnival Investments Ltd.	1121230	6.07								
20	Peregrine Enterprises Ltd.	2650	0.01								
	TOTAL	5553855	30.09								
	Foreign Body Corporate										
21	Malaysiam Plantations Holdings	3640000	19.72								

