

Category code (I)	Category of shareholder (II)	Number of shareholders (III)	Total Number of Shares (IV)	Number of shares held in dematerialized form (V)	Total Shareholding as a percentage of total no. of shares		Shares Pledged or otherwise encumbered	
					As a percentage of (A+B) (VI)	As a percentage of (A+B+C) (VII)	No. of shares (VIII)	As a percentage (IX)=(VIII)/(IV)*100
(A) Shareholding of promoter and promoter Group								
(1) Indian								
(a)	INDIVIDUALS/HUF	20	3,31,060	3,31,060	0.60	0.60	0	0.00
(b)	CENTRAL GOVERNMENT/STATE GOVERNMENT	0	0	0	0.00	0.00	0	0.00
(c)	BODIES CORPORATE	11	1,87,60,200	1,82,26,800	33.96	33.96	0	0.00
(d)	FINANCIAL INSTITUTIONS/BANKS	0	0	0	0.00	0.00	0	0.00
(e)	ANY OTHER (SPECIFY)	0	0	0	0.00	0.00	0	0.00
	Sub-Total (A) (1)	31	1,90,91,260	1,85,57,860	34.56	34.56	0	0.00
(2) Foreign								
(a)	INDIVIDUALS(NRI)/FOREIGN INDIVIDUALS	1	19,740	19,740	0.04	0.04	0	0.00
(b)	BODIES CORPORATE	11	63,02,997	63,02,997	11.41	11.41	0	0.00
(c)	INSTITUTIONS	0	0	0	0.00	0.00	0	0.00
(d)	QUALIFIED FOREIGN INVESTOR	0	0	0	0.00	0.00	0	0.00
(e)	ANY OTHER (SPECIFY)	0	0	0	0.00	0.00	0	0.00
	Sub-Total (A) (2)	12	63,22,737	63,22,737	11.45	11.45	0	0.00
	Total (A)	43	2,54,13,997	2,48,80,597	46.01	46.01	0	0.00
(B) Public shareholding								
(1) Institutions								
(a)	MUTUAL FUNDS/UTI	7	1,51,877	1,49,577	0.27	0.27	0	0.00
(b)	FINANCIAL INSTITUTIONS/BANKS	4	32,300	32,100	0.06	0.06	0	0.00
(c)	CENTRAL GOVERNMENT/STATE GOVERNMENT	0	0	0	0.00	0.00	0	0.00
(d)	VENTURE CAPITAL FUND	0	0	0	0.00	0.00	0	0.00
(e)	INSURANCE COMPANIES	5	14,08,106	14,08,106	2.55	2.55	0	0.00
(f)	FOREIGN INSTITUTIONAL INVESTORS	43	1,57,50,869	1,57,46,969	28.51	28.51	0	0.00
(g)	FOREIGN VENTURE CAPITAL INVESTORS	0	0	0	0.00	0.00	0	0.00
(h)	QUALIFIED FOREIGN INVESTOR	0	0	0	0.00	0.00	0	0.00
(i)	MARKET MAKER	0	0	0	0.00	0.00	0	0.00
	Sub-Total	59	1,73,43,152	1,73,36,752	31.39	31.39	0	0.00
(2) Non-institutions								
(a)	BODIES CORPORATE	478	69,19,344	8,76,044	12.52	12.52	0	0.00
(b)	i) INDIVIDUALS -HOLD UPTO 1 LAKH (NOM VALUE)	24294	41,08,782	38,00,280	7.44	7.44	0	0.00
	ii) INDIVIDUALS -HOLD ABOVE 1 LAKH (NOM VALUE)	5	9,02,627	9,02,627	1.63	1.63	0	0.00
(c)	ANY OTHER (SPECIFY)- A) CLEARNG MEMBERS	129	4,26,501	4,26,501	0.77	0.77	0	0.00
	B) NON-RESIDENTS	499	1,29,901	1,02,301	0.24	0.24	0	0.00
	C) TRUST	2	400	400	0.00	0.00	0	0.00
	Sub-Total (B) (2)	25407	1,24,87,555	61,08,153	22.60	22.60	0	0.00
	Total (B)	25466	2,98,30,707	2,34,44,905	53.99	53.99	0	0.00
	Total (A+B)	25509	5,52,44,704	4,83,25,502	100.00	100.00	0	0.00



Category code (I)	shareholder (II)	of share-holders (III)	of Shares (IV)	shares held in dematerialized form (V)	as a percentage of total no. of shares		or otherwise encumbered	
					As a percentage of (A+B) (VI)	As a percentage of (A+B+C) (VII)	No. of shares (VIII)	As a percentage (IX)=(VIII)/(IV)*100
(C) Shares held by Custodians and against which								
Depository Receipts have been issued								
	SHARES HELD BY CUSTODIANS	0	0	0	0.00	0.00	0	0.00
	Sub-Total (C)	0	0	0	0.00	0.00	0	0.00
	Total (C)	0	0	0	0.00	0.00	0	0.00
	Grand-Total (A+B+C)	25509	5,52,44,704	4,83,25,502	100.00	100.00	0	0.00




Introductory sub-table (IX(a))

Name of the Company: HEXA TRADEX LIMITED			
Scrip Code, Name of the scrip, class of security:			
Quarter ended: 30/06/2014			
Partly paid-up shares:-	No. of partly paid-up shares	As a % of total no. of partly paid-up shares	As a % of total no. of shares of the company
Held by promoter/promoter group	0	0	0
Held by public	0	0	0
Total - D	0	0	0
Outstanding convertible securities:- No. of outstanding securities			
		As a % of total no. of outstanding convertible securities	As a % of total no. of shares of the company, assuming full conversion of the convertible securities
Held by promoter/promoter group	0	0	0
Held by public			
Total - E	0	0	0
Warrants:-			
		As a % of total no. of warrants	As a % of total no. of shares of the company, assuming full conversion of warrants
Held by promoter/promoter group	0	0	0
Held by public	0	0	0
Total - F	0	0	0
Total paid-up capital of the company, assuming full conversion of warrants and convertible securities (Grand Total (A+B+C)+ D+E+F)			
			100

55244704


55244704



Annexure II
HEXA TRADEX LIMITED
30/06/2014

(1) (b) Statement showing holding of securities (including shares, warrants, convertible securities) of persons belonging to the category "Promoter and Promoter Group" as on 30/06/2014

Sl. No.	Folios / DPID/CLID	Name of the shareholder	Details of Shares held		Encumbered shares(*)		Details of warrants		Details of convertible securities		Total shares (including full conversion of warrants and convertible securities) as a % of diluted share capital
			Number of shares held	As a % of grand total (A)+(B)+(C)	Number	As a percentage VI=(V)/III*100	As a % of grand total (A)+(B)+(C) of sub-classes (i) (ii)	No. of Warrants held	As a % of total no. of warrants of the same class	No. of convertible securities held	
1	IN3002857829235	ABHYUDAY JINDAL	3,000	0.01	0	0.00	0	0.00	0	0.00	0.00
2	IN300484613703056	ANBECO INVESTMENTS LIMITED	26,000,897	4.71	0	0.00	0	0.00	0	0.00	0.00
3	IN30011816988827	ARTIJINDAL	12,000	0.02	0	0.00	0	0.00	0	0.00	0.00
4	IN30088814275233	BEAUFIELD HOLDINGS LIMITED	3,81,100	0.69	0	0.00	0	0.00	0	0.00	0.00
5	IN30011811614052	DANTIA ENTERPRISES PRIVATE LIMITED	19,80,025	3.58	0	0.00	0	0.00	0	0.00	0.00
6	IN30011810988237	DEEPIKA JINDAL	1,000	0.00	0	0.00	0	0.00	0	0.00	0.00
7	IN30290241512737	DEEPIKA JINDAL	2,000	0.00	0	0.00	0	0.00	0	0.00	0.00
8	IN30088814275266	ESTRELA INVESTMENT COMPANY LIMITED	3,75,500	0.68	0	0.00	0	0.00	0	0.00	0.00
9	0800499	GAGAN TRADING CO LTD	42,000	0.08	0	0.00	0	0.00	0	0.00	0.00
10	IN30088814042028	GAGAN TRADING COMPANY LIMITED	1,200	0.00	0	0.00	0	0.00	0	0.00	0.00
11	IN30154923176601	HESTON SECURITIES LIMITED	3,72,600	0.67	0	0.00	0	0.00	0	0.00	0.00
12	IN30011810617253	INDRESH BATRA	1,54,000	0.28	0	0.00	0	0.00	0	0.00	0.00
13	IN30112716067292	JARGO INVESTMENTS LIMITED	3,69,000	0.67	0	0.00	0	0.00	0	0.00	0.00
14	IN30112716405774	JSW HOLDINGS LIMITED	100	0.00	0	0.00	0	0.00	0	0.00	0.00
15	IN30112716067314	MENDEZA HOLDINGS LIMITED	3,66,500	0.66	0	0.00	0	0.00	0	0.00	0.00
16	IN30133019780636	MEREDITH TRADERS PRIVATE LIMITED	400	0.00	0	0.00	0	0.00	0	0.00	0.00
17	0600923	MEREDITH TRADERS PVT LTD	86,400	0.16	0	0.00	0	0.00	0	0.00	0.00
18	IN30112716067323	NACHO INVESTMENTS LIMITED	3,65,000	0.66	0	0.00	0	0.00	0	0.00	0.00
19	IN30011811459029	NALWA SONS INVESTMENTS LIMITED	1,03,05,000	18.65	0	0.00	0	0.00	0	0.00	0.00
20	0600483	NALWA SONS INVESTMENTS LIMITED	4,05,000	0.73	0	0.00	0	0.00	0	0.00	0.00
21	IN30011810988819	NAVEEN JINDAL	43,740	0.08	0	0.00	0	0.00	0	0.00	0.00
22	IN30011811084338	NAVEEN JINDAL (HUF)	1,320	0.00	0	0.00	0	0.00	0	0.00	0.00
23	1201910102197297	OPF TRADING PRIVATE LIMITED	23,03,826	4.17	0	0.00	0	0.00	0	0.00	0.00
24	1201410000021083	P R JINDAL HUF.	4,320	0.01	0	0.00	0	0.00	0	0.00	0.00
25	IN30133019093895	PARTH JINDAL	3,000	0.01	0	0.00	0	0.00	0	0.00	0.00
26	IN30088814275292	PENTEL HOLDING LIMITED	3,62,400	0.66	0	0.00	0	0.00	0	0.00	0.00
27	IN30011810972723	PRITHVI RAJ JINDAL	19,740	0.04	0	0.00	0	0.00	0	0.00	0.00
28	1201410008021079	R K JINDAL & SONS HUF.	16,320	0.03	0	0.00	0	0.00	0	0.00	0.00
29	IN3020347829665	RATAN JINDAL	15,240	0.03	0	0.00	0	0.00	0	0.00	0.00
30	160101000384239	S K JINDAL AND SONS HUF.	4,320	0.01	0	0.00	0	0.00	0	0.00	0.00
31	IN301330121386010	SAHYOG TRADCORP PRIVATE LIMITED	19,80,025	3.58	0	0.00	0	0.00	0	0.00	0.00
32	IN30133019068250	SAJJAN JINDAL	15,240	0.03	0	0.00	0	0.00	0	0.00	0.00
33	IN30133019101277	SANGHITA JINDAL	10,800	0.02	0	0.00	0	0.00	0	0.00	0.00
34	IN30112716067330	SARMENTO HOLDINGS LIMITED	3,63,000	0.66	0	0.00	0	0.00	0	0.00	0.00
35	IN30302852745678	SAVITRI DEVI JINDAL	20,760	0.04	0	0.00	0	0.00	0	0.00	0.00
36	IN30011810750263	SMINU JINDAL	3,000	0.01	0	0.00	0	0.00	0	0.00	0.00
37	IN30133019093900	TANVI JINDAL	6,000	0.01	0	0.00	0	0.00	0	0.00	0.00
38	IN30133019099878	TARINI JINDAL	6,000	0.01	0	0.00	0	0.00	0	0.00	0.00
39	IN30088814275258	TEMPLAR INVESTMENTS LIMITED	3,71,300	0.67	0	0.00	0	0.00	0	0.00	0.00
40	IN30011810959920	TRIPTI JINDAL	3,000	0.01	0	0.00	0	0.00	0	0.00	0.00
41	IN3030285278547	URVI JINDAL	6,000	0.01	0	0.00	0	0.00	0	0.00	0.00
42	IN30112716067305	VAYASA INVESTMENTS LIMITED	16,56,224	3.00	0	0.00	0	0.00	0	0.00	0.00
43	IN30011811613488	VIRTUOUS TRADECORP PRIVATE LIMITED	2,54,13,997	46.00	0	0.00	0	0.00	0	0.00	0.00
Grand-Total											




Annexure II

HEXA TRADEX LIMITED

(I) (c)(ii) Statement showing holding of securities (including shares, warrants, convertible securities) of persons (together with PAC) belonging to the category "Public" and holding more than 5% of the total number of shares as on 30/06/2014


Sr. No.	Folio# / DPID, CLID	Name of the shareholder	Number of shares	Shares as a percentage of total number of shares (i.e Grand total (A+B+C)) in para(D)(a) above	Details of warrants		Details of convertible securities		Total shares (including shares assuming full conversion of warrants and convertible securities) as a % of diluted share capital
					No. of Warrants held	As a % of total no. of warrants of the same class	No. of convertible securities held	As a % of total no. of convertible securities of the same class	
1	0001703	SIGMATECH INC.	60,24,000	10.90					
2	IN300167/10043437	CRESTA FUND LTD	54,89,085	9.94					
3	IN300167/10055229	ALBULA INVESTMENT FUND LTD	50,04,027	9.06					
Grand-Total			1,65,17,112	29.90					



**Annexure II
HEXA TRADEX LIMITED**

(1) (c)(i) Statement showing holding of securities (including shares, warrants, convertible securities) of persons belonging to the category "Public" and holding more than 1% of the total number of shares as on 30/06/2014

Sr. No.	Folio# / DPID, CLID	Name of the shareholder	Number of shares	Shares as a percentage of total number of shares (i.e Grand total (A+B+C) in para(D)(a) above	Details of warrants		Details of convertible securities		Total shares (including conversion of warrants and convertible securities) as a % of diluted share capital
					No. of Warrants held	As a % of total no. of warrants of the same class	No. of convertible securities held	As a % of total no. of convertible securities of the same class	
1	0001703	SIGMATECH INC.	60,24,000	10.90					
2	IN300167/10043437	CRESTA FUND LTD	54,89,085	9.94					
3	IN300167/10055229	ALBULA INVESTMENT FUND LTD	50,04,027	9.06					
4	IN300167/10083219	VALANT MAURITIUS PARTNERS LIMITED	15,73,355	2.85					
5	IN300167/10083202	VALLANT MAURITIUS PARTNERS OFFSHORE LIMITED	13,95,240	2.53					
6	IN300054/10013305	MACQUARIE BANK LIMITED	8,86,000	1.60					
7	IN300126/11241922	LIC OF INDIA PROFIT PLUS GROWTH FUND	6,48,335	1.17					
Grand-Total			2,10,20,042	38.05					



HEXA TRADEX LIMITED

(1) (d) Statement showing details of lock-in shares as on 30/06/2014

Sr. No.	Folio# / DPID,CLID	Name of the shareholder	Category of Shareholders (promoters/ Public)	Number of shares	Shares as a percentage of total number of shares (i.e Grand total (A+B+C)) in para(I)(a) above
		NIL		NIL	NIL
Grand-Total				NIL	NIL



Distribution Schedule

HEXA TRADEX LIMITED

Distribution of	Equity Shares	as on	30/06/2014
Total Nominal value of Rs.	110489408.00	Nominal value of each share/unit Rs.	2.00
Total number of shares/units	55244704	Paid up value of each share/unit Rs.	2.00

TABLE I
Distribution of holdings

Shareholding of value of Rs.	Shareholders		Share holdings		
	Number	% to total	Shares	Amount	% to total
UPTO TO 5000	25180	98.71	2644220	5288440.00	4.79
5001 TO 10000	120	0.47	439056	878112.00	0.79
10001 TO 20000	72	0.28	527964	1055928.00	0.96
20001 TO 30000	27	0.11	339919	679838.00	0.62
30001 TO 40000	23	0.09	402533	805066.00	0.73
40001 TO 50000	11	0.04	243639	487278.00	0.44
50001 TO 100000	27	0.11	958237	1916474.00	1.73
100001 and Above	49	0.19	49689136	99378272.00	89.94
** G Total	25509	100.00	55244704	110489408.00	100.00



HEXA TRADEX LIMITED

Shareholding Pattern as on 30/06/2014

(II) (a) Statement showing details of Depository Receipts (DRs)

Sr No.	Type of Outstanding DR (ADRs, GDRs,SDRs,etc.	Number of Outstanding DRs	Number of shares underlying outstanding DRs	Shares underlying outstanding DRs as a percentage of total number of shares {i.e. Grand Total (A)+(B) +(C) indicated in the statement at para (1) (a) above }
			NIL	
	TOTAL			

(II) (b) Statement showing Holding of Depository Receipts (DRs), where underlying shares are in excess of 1% of the total number of shares

Sr No.	Name of the DR Holder	Type of Outstanding DR (ADRs, GDRs,SDRs,etc.	Number of shares underlying outstanding DRs	Shares underlying outstanding DRs as a percentage of total number of shares {i.e. Grand Total (A)+(B) +(C) indicated in the statement at para (1) (a) above }
			NIL	
	TOTAL			

