

Introductory sub-table (I)(a)

Name of the Company HIMALCHULI FOOD PRODUCTS LIMITED- EQ

Scrip Code, Name of the scrip, class of security: 511169 , EQUITY

Quarter ended: 30th June, 2014

Partly paid-up shares:-	No. of partly paid-up shares	As a % of total no. of partly	As a % of total no. of shares of
		paid-up shares	the company

Held by promoter/promoter group	0	0.00	0
Held by public	0	0	0
<b>Total - D</b>	<b>0</b>	<b>0</b>	<b>0</b>

Outstanding convertible securities:- No. of outstanding securities	As a % of total no. of outstanding convertible securities	
	As a % of total no. of shares of the company, assuming full conversion of the convertible securities	As a % of total no. of shares of the company, assuming full conversion of warrants

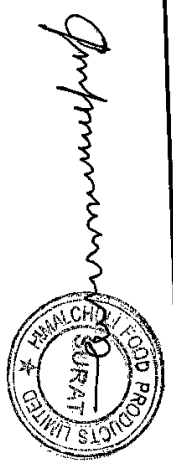
Held by promoter/promoter group	0	0
Held by public	0	0
<b>Total - E</b>	<b>0</b>	<b>0</b>

Warrants:-	No. of warrants	As a % of total no.	As a % of total no. of shares of
		of warrants	the company, assuming full conversion of warrants

Held by promoter/promoter group	0	0	0
Held by public	0	0	0
<b>Total - F</b>	<b>0</b>	<b>0</b>	<b>0</b>



Total paid-up capital of the company, assuming full conversion of warrants and convertible securities

1900000




**Statement Showing Shareholding Pattern**

Category code	Category of Shareholder	Number of Shareholders	Table I(a)			Total shareholding as a percentage of total number of shares		Number of Shares	As a percentage of (IX) = (VIII)/(IV)*100
			Total number of shares	Number of shares held in dematerialized form	As a percentage of (A+B) <sup>1</sup> (VI)	As a percentage of (A+B+C) (VII)			
(I)		(III)	(IV)	(V)	(VI)	(VII)	(VIII)	(IX)	
(A)	<b>Shareholding of Promoter and</b>								
1	<b>Indian</b>								
(a)	Individuals/ Hindu Undivided Family	50	274300	0	14.44	14.44	0	0.00	
(b)	Central Government/ State Government(s)	0	0	0	0.00	0.00	0	0.00	
(c)	Bodies Corporate	11	562690	0	29.62	29.62	0	0.00	
(d)	Financial Institutions/ Banks	0	0	0	0.00	0.00	0	0.00	
(e)	Any Others/ (Specify)	0	0	0	0.00	0.00	0	0.00	
(e-i)	Directors	0	0	0	0.00	0.00	0	0.00	
(e-ii)	Director Relatives	0	0	0	0.00	0.00	0	0.00	
(e-iii)	Person Acting in Concern	0	0	0	0.00	0.00	0	0.00	
	<b>Sub Total(A)(1)</b>	<b>61</b>	<b>836990</b>	<b>0</b>	<b>44.05</b>	<b>44.05</b>	<b>0</b>	<b>0.00</b>	
2	<b>Foreign</b>								
a	Individuals (Non-Residents Individuals/ Foreign Individuals)	0	0	0	0.00	0.00	0	0.00	
b	Bodies Corporate	0	0	0	0.00	0.00	0	0.00	
c	Institutions	0	0	0	0.00	0.00	0	0.00	
d	Qualified Foreign Investor	0	0	0	0.00	0.00	0	0.00	
e	Any Others/ (Specify)	0	0	0	0.00	0.00	0	0.00	
	<b>Sub Total(A)(2)</b>	<b>0</b>	<b>0</b>	<b>0</b>	<b>0.00</b>	<b>0.00</b>	<b>0</b>	<b>0.00</b>	
	<b>Total Shareholding of Promoter and Promoter Group (A) = (A)(1)+(A)(2)</b>	<b>61</b>	<b>836990</b>	<b>0</b>	<b>44.05</b>	<b>44.05</b>	<b>0</b>	<b>0.00</b>	

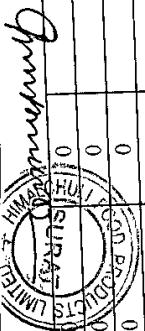
  


<b>(B) Public shareholding</b>									
<b>1</b>	<b>Institutions</b>								
(a)	Mutual Funds/ UTI	0	0	0	0.00	0.00	0	0.00	0.00
(b)	Financial Institutions / Banks	0	0	0	0.00	0.00	0	0.00	0.00
(c)	Central Government/ State Government(s)	0	0	0	0.00	0.00	0	0.00	0.00
(d)	Venture Capital Funds	0	0	0	0.00	0.00	0	0.00	0.00
(e)	Insurance Companies	0	0	0	0.00	0.00	0	0.00	0.00
(f)	Foreign Institutional Investors	0	0	0	0.00	0.00	0	0.00	0.00
(g)	Foreign Venture Capital Investors	0	0	0	0.00	0.00	0	0.00	0.00
(h)	Qualified Foreign Investor	0	0	0	0.00	0.00	0	0.00	0.00
(i)	Any Other (specify)	0	0	0	0.00	0.00	0	0.00	0.00
	<b>Sub-Total (B)(1)</b>	<b>0</b>	<b>0</b>	<b>0</b>	<b>0.00</b>	<b>0.00</b>	<b>0</b>	<b>0.00</b>	<b>0.00</b>
<b>B 2</b>	<b>Non-institutions</b>								
(a)	Bodies Corporate	10	16300	0	0.86	0.86	0	0.00	0.00
(b)	Individuals	0	0	0	0.00	0.00	0	0.00	0.00
	Individuals - i: Individual shareholders holding nominal share capital up to Rs 1 lakh	4476	1029710	4500	54.20	54.20	0	0.00	0.00
	ii: Individual shareholders holding nominal share capital in excess of Rs. 1 lakh.	0	0	0	0.00	0.00	0	0.00	0.00
(c)	Qualified Foreign Investor	0	0	0	0.00	0.00	0	0.00	0.00
(d)	Any Other (specify)	0	0	0	0.00	0.00	0	0.00	0.00
(d-i)	NRI (Repat & Non Repat)	0	0	0	0.00	0.00	0	0.00	0.00
(d-ii)	OCB's	0	0	0	0.00	0.00	0	0.00	0.00
(d-iii)	Trust	0	0	0	0.00	0.00	0	0.00	0.00
(d-iv)	Hindu Undivided Family	8	17000	200	0.89	0.89	0	0.00	0.00
(d-v)	Employee	0	0	0	0.00	0.00	0	0.00	0.00
(d-vi)	Cleaning Members	0	0	0	0.00	0.00	0	0.00	0.00
	<b>Sub-Total (B)(2)</b>	<b>4494</b>	<b>1063010</b>	<b>4700</b>	<b>55.95</b>	<b>55.95</b>	<b>0</b>	<b>0.00</b>	<b>0.00</b>
<b>(B)</b>	<b>Total Public Shareholding (B)= (B)(1)+(B)(2)</b>	<b>4494</b>	<b>1063010</b>	<b>4700</b>	<b>55.95</b>	<b>55.95</b>	<b>0</b>	<b>0.00</b>	<b>0.00</b>
	<b>TOTAL (A)+(B)</b>	<b>4555</b>	<b>1900000</b>	<b>4700</b>	<b>100.00</b>	<b>100.00</b>	<b>0</b>	<b>0.00</b>	<b>0.00</b>
<b>(C)</b>	<b>Shares held by Custodians and against which Depository Receipts have been issued</b>								
1	Promoter and Promoter Group	0	0	0	0.00	0.00	0	0.00	0.00
2	Public	0	0	0	0.00	0.00	0	0.00	0.00
	<b>Sub-Total (C)</b>	<b>0</b>	<b>0</b>	<b>0</b>	<b>0.00</b>	<b>0.00</b>	<b>0</b>	<b>0.00</b>	<b>0.00</b>
	<b>GRAND TOTAL (A)+(B)+(C)</b>	<b>4555</b>	<b>1900000</b>	<b>4700</b>	<b>100.00</b>	<b>100.00</b>	<b>0</b>	<b>0.00</b>	<b>0.00</b>




(1)(b) Statement showing holding of securities (including shares, warrants, convertible securities) of persons belonging to the category "Promoter and Promoter Group"

Sr. No.	Name of the shareholder	Details of Shares held			Encumbered shares (*)		Details of warrants			Details of convertible securities	Total shares (including underlying shares assuming full conversion of warrants and convertible securities) as a % of diluted share capital
		Number of shares held	As a % of grand total (A)+(B)+(C)	No.	As a percentage (V)= (V)/(III)*100	As a % of grand total (A)+(B)+(C) of sub-clause (I)(a)	Number of warrants held	As a % of total number of the same class	Number of convertible securities held		
(i)	(ii)	(iii)	(iv)	(v)	(vi)= (v)/(iii)*100	(vii)	(viii)	(ix)	(x)	(xi)	(xii)
1	KAY BEE LON TEXTURISERS PVT.LTD.	144800	7.62	0.00	0.00	0.00	0	0	0	0	0
2	KAYBEELON TEXTURISER (P) LTD	134010	7.05	0.00	0.00	0.00	0	0	0	0	0
3	AVLON SYNTEX PRIVATE LIMITED	122830	6.46	0.00	0.00	0.00	0	0	0	0	0
4	SAHEL VASTRA UDYOG LTD	97900	5.15	0.00	0.00	0.00	0	0	0	0	0
5	OM PRAKASH AGARWAL H U F	28000	1.47	0.00	0.00	0.00	0	0	0	0	0
6	VIVEK O GOEL HUF	20300	1.07	0.00	0.00	0.00	0	0	0	0	0
7	ASHADEVI AGARWAL	20000	1.05	0.00	0.00	0.00	0	0	0	0	0
8	SALMA B MEMON	20000	1.05	0.00	0.00	0.00	0	0	0	0	0
9	TIKAMAAYA AGARWAL	19000	1.00	0.00	0.00	0.00	0	0	0	0	0
10	KAYBEE TEXPIN LIMITED	15500	0.82	0.00	0.00	0.00	0	0	0	0	0
11	AVLON SYNTEX PVT LTD	14300	0.75	0.00	0.00	0.00	0	0	0	0	0
12	AVLON SYNTEX PRIVATE LIMITED	10350	0.54	0.00	0.00	0.00	0	0	0	0	0
13	SOMIABONG INVESTMENTS P LTD	10300	0.54	0.00	0.00	0.00	0	0	0	0	0
14	REKHA V GOEL	10000	0.53	0.00	0.00	0.00	0	0	0	0	0
15	BILAL LATIFBHAI MEMON	10000	0.53	0.00	0.00	0.00	0	0	0	0	0
16	ASHADEVI AGARWAL	9000	0.47	0.00	0.00	0.00	0	0	0	0	0
17	RAHUL RATAN AGARWAL	8000	0.42	0.00	0.00	0.00	0	0	0	0	0
18	MASTER JUNED BILAL MEMON	7500	0.39	0.00	0.00	0.00	0	0	0	0	0
19	BILAL LATIFBHAI MEMON	6500	0.34	0.00	0.00	0.00	0	0	0	0	0
20	KAY BEE TEXSPIN LIMITED	6300	0.33	0.00	0.00	0.00	0	0	0	0	0
21	VIVEK OM PRAKASH AGARWAL	6000	0.32	0.00	0.00	0.00	0	0	0	0	0



22	MASTER ADIL BILAL MEMON	5600	0.29		0.00	0.00	0.00	0	0	0	0	0	0	0	0	0	0	0	0
23	ASHADEVI OMPRAKASH AGARWAL	5000	0.26		0.00	0.00	0.00	0	0	0	0	0	0	0	0	0	0	0	0
24	ALMAS BILAL MEMON	5000	0.26		0.00	0.00	0.00	0	0	0	0	0	0	0	0	0	0	0	0
25	E.E. SILAS	5000	0.26		0.00	0.00	0.00	0	0	0	0	0	0	0	0	0	0	0	0
26	MANOJKUMAR AGARWAL	5000	0.26		0.00	0.00	0.00	0	0	0	0	0	0	0	0	0	0	0	0
27	OMPRAKASH AGARWAL H.U.F	5000	0.26		0.00	0.00	0.00	0	0	0	0	0	0	0	0	0	0	0	0
28	VIVEK AGARWAL	4600	0.24		0.00	0.00	0.00	0	0	0	0	0	0	0	0	0	0	0	0
29	KAY BEELEON TEXTURISER PVT LTD	4500	0.24		0.00	0.00	0.00	0	0	0	0	0	0	0	0	0	0	0	0
30	BILAL LATIFBHAI MEMON	4100	0.22		0.00	0.00	0.00	0	0	0	0	0	0	0	0	0	0	0	0
31	MINOR ADIL BILAL MEMON	4100	0.22		0.00	0.00	0.00	0	0	0	0	0	0	0	0	0	0	0	0
32	OMPRAKASH R AGARWAL H U F	4000	0.21		0.00	0.00	0.00	0	0	0	0	0	0	0	0	0	0	0	0
33	DEEPIKA M GOEL	4000	0.21		0.00	0.00	0.00	0	0	0	0	0	0	0	0	0	0	0	0
34	BINODKUMAR AGARWAL	4000	0.21		0.00	0.00	0.00	0	0	0	0	0	0	0	0	0	0	0	0
35	JUNED BILAL MEMON	3700	0.19		0.00	0.00	0.00	0	0	0	0	0	0	0	0	0	0	0	0
36	RATANKUMAR GOEL	3600	0.19		0.00	0.00	0.00	0	0	0	0	0	0	0	0	0	0	0	0
37	JUNED BILAL MEMON	3400	0.18		0.00	0.00	0.00	0	0	0	0	0	0	0	0	0	0	0	0
38	MANOJKUMAR AGARWAL	3000	0.16		0.00	0.00	0.00	0	0	0	0	0	0	0	0	0	0	0	0
39	ASHADEVI O AGARWAL	2900	0.15		0.00	0.00	0.00	0	0	0	0	0	0	0	0	0	0	0	0
40	ALMAS MEMON	2700	0.14		0.00	0.00	0.00	0	0	0	0	0	0	0	0	0	0	0	0
41	ADIL BILAL MEMON	2700	0.14		0.00	0.00	0.00	0	0	0	0	0	0	0	0	0	0	0	0
42	ALMAS BILAL MEMON	2500	0.13		0.00	0.00	0.00	0	0	0	0	0	0	0	0	0	0	0	0
43	BILAL LATIF MEMON	2500	0.13		0.00	0.00	0.00	0	0	0	0	0	0	0	0	0	0	0	0
44	BILAL LATIF MEMON	2500	0.13		0.00	0.00	0.00	0	0	0	0	0	0	0	0	0	0	0	0
45	OMPRAKASH AGARWAL (H U F)	2500	0.13		0.00	0.00	0.00	0	0	0	0	0	0	0	0	0	0	0	0
46	RAHUL RATANKUMAR AGARWAL	2500	0.13		0.00	0.00	0.00	0	0	0	0	0	0	0	0	0	0	0	0
47	RAMBILASH AGARWAL	2500	0.13		0.00	0.00	0.00	0	0	0	0	0	0	0	0	0	0	0	0
48	BILAL LATIF MEMON	2000	0.11		0.00	0.00	0.00	0	0	0	0	0	0	0	0	0	0	0	0
49	TIKMAAYA AGARWAL	2000	0.11		0.00	0.00	0.00	0	0	0	0	0	0	0	0	0	0	0	0
50	ALMAS BILAL MEMON	1800	0.09		0.00	0.00	0.00	0	0	0	0	0	0	0	0	0	0	0	0
51	SOMIYABONG INVESTMENTS (P) LTD	1800	0.09		0.00	0.00	0.00	0	0	0	0	0	0	0	0	0	0	0	0
52	IRAGINI AGARWAL	1800	0.09		0.00	0.00	0.00	0	0	0	0	0	0	0	0	0	0	0	0
53	OMPRAKASH AGARWAL	1500	0.08		0.00	0.00	0.00	0	0	0	0	0	0	0	0	0	0	0	0
54	RATAN KUMAR R GOEL (H U F)	1500	0.08		0.00	0.00	0.00	0	0	0	0	0	0	0	0	0	0	0	0
55	TIKMAAYA AGARWAL	1300	0.07		0.00	0.00	0.00	0	0	0	0	0	0	0	0	0	0	0	0
56	ADIL BILAL MEMON	1300	0.07		0.00	0.00	0.00	0	0	0	0	0	0	0	0	0	0	0	0
57	TIKMAAYA DEVI R AGARWAL	1000	0.05		0.00	0.00	0.00	0	0	0	0	0	0	0	0	0	0	0	0
58	BILAL LATIFBHAI MEMON	1000	0.05		0.00	0.00	0.00	0	0	0	0	0	0	0	0	0	0	0	0
59	MANOJKUMAR AGARWAL	1000	0.05		0.00	0.00	0.00	0	0	0	0	0	0	0	0	0	0	0	0
60	AHMED BILAL MEMON	500	0.03		0.00	0.00	0.00	0	0	0	0	0	0	0	0	0	0	0	0
61	BILAL LATIF MEMON	100	0.01		0.00	0.00	0.00	0	0	0	0	0	0	0	0	0	0	0	0
TOTAL		836990	44.05	0	0.00	0.00	0.00	0	0	0	0	0	0	0	0	0	0	0	0

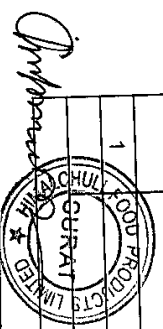

  
 SUTAI ENGINEERING & CONSULTING PRIVATE LIMITED
   
 BANGALORE

(D)(c)(i) Statement showing holding of securities (including shares, warrants, convertible securities) of persons belonging to the category "Public" and holding more than 1% of the total number of shares

Sr. No.	Name of the shareholder	Number of shares held	Shares as a percentage of total number of shares {i.e., Grand Total (A)+(B)+(C) indicated in Statement at para (D)(a) above}	Details of warrants		Details of convertible securities		Total shares (including underlying shares assuming full conversion of warrants and convertible securities) as a % of diluted share capital
				Number of warrants held	As a % of total number of warrants of the same class	Number of convertible securities held	% w.r.t total number of convertible securities of the same class	
1	NIL	0	0.00	0	0	0	0	0
		0	0.00	0	0	0	0	0
	<b>TOTAL</b>	<b>0</b>	<b>0.00</b>	<b>0</b>	<b>0</b>	<b>0</b>	<b>0</b>	<b>0</b>

(D)(c)(ii) Statement showing holding of securities (including shares, warrants, convertible securities) of persons (together with PAC) belonging to the category "Public" and holding more than 5% of the total number of shares of the company.

Sr. No.	Name(s) of the shareholder(s) and the Persons Acting in Concert (PAC) with them	Number of shares	Shares as a percentage of total number of shares {i.e., Grand Total (A)+(B)+(C) indicated in Statement at para (D)(a) above}	Details of warrants		Details of convertible securities		Total shares (including underlying shares assuming full conversion of warrants and convertible securities) as a % of diluted
				Number of warrants	As a % of total number of warrants of the same class	Number of convertible securities held	% w.r.t total number of convertible securities of the same class	
1	NIL	0	0.00	0	0	0	0	0
		0	0.00	0	0	0	0	0
	<b>TOTAL</b>	<b>0</b>	<b>0.00</b>	<b>0</b>	<b>0</b>	<b>0</b>	<b>0</b>	<b>0</b>





(II)(a) Statement showing details of Depository Receipts (DRs)

Sr. No.	Type of outstanding DR (ADRs, GDRs, SDRs, etc.)	Number of outstanding DRs	Number of shares underlying outstanding DRs	Shares underlying outstanding DRs as a percentage of total number of shares {i.e., Grand Total (A)+(B)+(C) indicated in Statement at para (I)(a) above}
1	Nil	0	0	0.00
TOTAL		0	0	0.00

(II)(b) Statement showing holding of Depository Receipts (DRs), where underlying shares held  
by 'promoter/promoter group' are in excess of 1% of the total number of shares

Sr. No.	Name of the DR Holder	Type of outstanding DR (ADRs, GDRs, SDRs, etc.)	Number of shares underlying outstanding DRs	Shares underlying outstanding DRs as a percentage of total number of shares {i.e., Grand Total (A)+(B)+(C) indicated in Statement at para (I)(a) above}
1	Nil	0	0	0.00
TOTAL			0	0.00

