

Introductory sub-table (I)(a)

IND SWIFT LTD

Name of the Company:


BSE: 524652

NSE:INDSWFTLTD

Script Code, Name of the scrip, class of security:

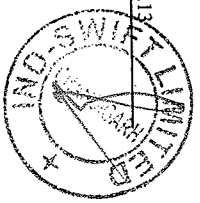
30-06-2014

	No. of partly paid-up shares	As a % of total no. of partly paid-up shares	As a % of total no. of shares of the company
<b>Partly paid-up shares:-</b>			
Held by promoter/promoter group	Nil	Nil	Nil
Held by public	Nil	Nil	Nil
<b>Total - D</b>	Nil		
<b>Outstanding convertible securities:-</b>	<b>No. of outstanding securities</b>	<b>As a % of total no. of outstanding convertible securities</b>	<b>As a % of total no. of shares of the company, assuming full conversion of the convertible securities</b>
Held by promoter/promoter group	Nil	Nil	Nil
Held by public	Nil	Nil	Nil
<b>Total - E</b>	Nil		
<b>Warrants:-</b>	<b>No. of warrants</b>	<b>As a % of total no. of warrants</b>	<b>As a % of total no. of shares of the company, assuming full conversion of warrants</b>
Held by promoter/promoter group	Nil	Nil	Nil
Held by public	Nil	Nil	Nil
<b>Total - F</b>	Nil		
<b>Total paid-up capital of the company, assuming full conversion of warrants and convertible securities</b>			
50346941 equity shares of Rs.2/- each			



**Statement Showing Shareholding Pattern**

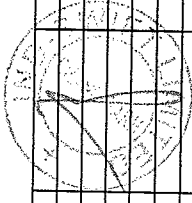
Category of Shareholder	Number of Shares	Table (I)(a)		Total shareholding as a percentage of total number of shares		Number of shares	As a percentage
		Total number of shares	Number of shares held in dematerialized form	As a percentage of (A+B) <sup>1</sup>	As a percentage of (A+B+C)		
(I)		(III)	(V)	(VI)	(VII)	(VIII)	
(A)	Shareholding of Promoter and						
1	Indian						
(a)	Individuals/Hindu Undivided Family						
		19	8888400	25.93	25.93	8888400	68.07
(b)	Central Government/ State Government(s)			0.00	0.00		
(c)	Bodies Corporate	7	13215721	26.25	26.25	13215721	100.00
(d)	Financial Institutions/ Banks			0.00	0.00		
(e)	Any Others(Specify)			0.00	0.00		
(e-i)				0.00	0.00		
(e-ii)							
	Sub Total(A)(1)	26	26272692	52.18	52.18	22104121	84.13
2	Foreign						
a	Individuals (Non-Residents Individuals/ Foreign Individuals)			0.00	0.00		
b	Bodies Corporate			0.00	0.00		
c	Institutions			0.00	0.00		
d	Any Others(Specify)			0.00	0.00		
d-i				0.00	0.00		
d-ii							
	Sub Total(A)(2)	0	0	0.00	0.00	0	
	Total Shareholding of Promoter and Promoter Group (A)=(A)(1)+(A)(2)	26	26272692	52.18	52.18	22104121	84.13





(1)(b) Statement showing holding of securities (including shares, warrants, convertible securities) of persons belonging to the category "Promoter & Promoter Group"

Sr. No.	Name of the shareholder	Details of Shares held			Encumbered shares (*)		Details of warrants			Details of convertible securities		Total shares (including underlying shares assuming full conversion of warrants and convertible securities) as a % of diluted share capital
		Number of shares held	As a % of grand total (A) + (B) + (C)	No.	As a percentage (V) = (VI)/(VII) * 100	As a % of grand total (A)+(B)+(C) of sub-	Number of warrants held	As a % total number of warrants of the	Number of convertible securities held	As a % total number of convertible securities		
(i)	(ii)	(iii)	(iv)	(v)	(vi) = (v)/(iii) * 100	(vii)	(viii)	(ix)	(x)	(xi)	(xii)	
1	Dr. Gopal Munnjal	1957199	3.89	645770	32.99	1.28	nil	0	nil			
2	N. R. Munnjal	611700	1.21	617700	100.00	1.21	nil	0	nil			
3	S. R. Mehta	2035871	4.04	607300	29.83	1.21	nil	0	nil			
4	Himanshu Jain	495300	0.98	495300	100.00	0.98	nil	0	nil			
5	Dr. V. R. Mehta	1921361	3.82	492790	25.65	0.98	nil	0	nil			
6	Surita Jain	1812400	3.60	1812400	100.00	3.60	nil	0	nil			
7	Ravi Mehta	634470	1.26	634470	100.00	1.26	nil	0	nil			
8	Neeta Munnjal	578600	1.15	578600	100.00	1.15	nil	0	nil			
9	Nidhi Munnjal	502970	1.00	502970	100.00	1.00	nil	0	nil			
10	Meenakshi Mehta	398310	0.79	398310	100.00	0.79	nil	0	nil			
11	Neera Mehta	1547050	3.07	1547050	100.00	3.07	nil	0	nil			
12	Ishav Mehta	44200	0.09	44200	100.00	0.09	nil	0	nil			
13	Rishav Mehta	111700	0.22	111700	100.00	0.22	nil	0	nil			
14	Bharnaavi Mehta	30300	0.06	30300	100.00	0.06	nil	0	nil			
15	Annie Mehta	158630	0.32	158630	100.00	0.32	nil	0	nil			
16	Sahil Munnjal	116,010	0.23	116,010	100.00	0.23	nil	0	nil			
17	Saurabh Munnjal	51700	0.10	51700	100.00	0.10	nil	0	nil			
18	Dipti Munnjal	34200	0.07	34200	100.00	0.07	nil	0	nil			
19	Divya Munnjal	15000	0.03	15000	100.00	0.03	nil	0	nil			
20	Essix Biosciences Limited	9215721	18.30	9215721	100.00	18.30	nil	0	nil			
21	AKJ Portfolio Pvt Ltd	675000	1.34	675000	100.00	1.34	nil	0	nil			
22	NRM Portfolio Pvt Ltd	675000	1.34	675000	100.00	1.34	nil	0	nil			
23	GM Portfolio Pvt Ltd	675000	1.34	675000	100.00	1.34	nil	0	nil			
24	VRM Portfolio Pvt Ltd	675000	1.34	675000	100.00	1.34	nil	0	nil			
25	VKM Portfolio Pvt Ltd	650000	1.29	650000	100.00	1.29	nil	0	nil			
26	SRM Portfolio Pvt Ltd	650000	1.29	650000	100.00	1.29	nil	0	nil			
	<b>TOTAL</b>	<b>26372692</b>	<b>52.18</b>	<b>22104121</b>		<b>43.90</b>						








(1)(d) Statement showing details of locked-in shares

Sr. No.	Name of the shareholder	Number of locked-in shares	Locked-in shares as a percentage of total number of shares {i.e., Grand Total (A)+(B)+(C) indicated in Statement at para (1)(a) above}
2	Justin Pharmaceuticals P Ltd	100000	1.99
3	AKJ Portfolio Pvt. Ltd	675000	1.34
4	NRM Portfolio Pvt. Ltd	675000	1.34
5	GM Portfolio Pvt. Ltd	675000	1.34
6	VRM Portfolio Pvt. Ltd	675000	1.34
7	VKM Portfolio Pvt. Ltd	650000	1.29
8	SRM Portfolio Pvt. Ltd	650000	1.29
9	S.R.Mehta	1428571	2.84
	V.R.Mehta	1428571	2.84
	Gopal Munjial	1311429	2.60
<b>TOTAL</b>		<b>9168571</b>	<b>18.21</b>



(D)(a)	Statement showing details of Depository Receipts (DRs)	
Sr. No.	Type of outstanding DR (ADRs, GDRs, SDRs, etc.)	Shares underlying outstanding DRs as a percentage of total number of shares {i.e., Grand Total (A)+(B)+(C) indicated in Statement at para (D)(a) above}
	Number of outstanding DRs	Number of shares underlying outstanding DRs
1		
2		
3	NIL	
4		NIL
5		
6		
7		
8		
9		
<b>TOTAL</b>	<b>0</b>	<b>0</b>





(II)(b) Statement showing holding of Depository Receipts (DRs), where underlying shares held by "promoter/promoter group" are in excess of 1% of the total number of shares

Sr. No.	Name of the DR Holder	Type of outstanding DR (ADRs, GDRs, SDRs, etc.)	Number of shares underlying outstanding DRs	Shares underlying outstanding DRs as a percentage of total number of shares {i.e., Grand Total (A)+(B)+(C) indicated in Statement at para (I)(a) above}
1				
2				
3				
4	NIL	NIL	NIL	nil
5				
6				
7				
8				
9				
<b>TOTAL</b>			<b>0</b>	

