

Regd. Office,
THE INDIAN LINK CHAIN MFRS LTD.
 59, Sonawala Building, 2nd Floor,
 Mumbai Samachar Marg.

Statement Showing Shareholding Pattern

Category code	Category of Shareholder	Table (I)(a)			Total shareholding as a percentage of total number of shares		Shares Pledged or otherwise encumbered	
		Number of Shareholders	Total number of shares	Number of shares held in dematerialized form	As a percentage of (A+B) ¹	As a percentage of (A+B+C)	Number of shares	As a percentage
(I)	(II)	(III)	(IV)	(V)	(VI)	(VII)	(VIII)	(IX) = (VIII)/(V)*100
(A)	Shareholding of Promoter and Promoter Group²							
1	Indian							
(a)	Individuals/ Hindu Undivided Family							
(b)	Central Government/ State Government(s)	8	27488	27488	54.98	54.98		
(c)	Bodies Corporate				0.00	0.00		0.00
(d)	Financial Institutions/ Banks	0	0	0	0.00	0.00		0.00
(e)	Any Others (Specify)				0.00	0.00		#DIV/0!
(e-i)					0.00	0.00		0.00
(e-ii)					0.00	0.00		0.00
					0.00	0.00		0.00
					0.00	0.00		0.00
	Sub Total(A)(1)							
		8	27488	27488	54.98	54.98		
2	Foreign							
a	Individuals (Non-Residents Individuals/ Foreign Individuals)						0	0.00
b	Bodies Corporate							
c	Institutions				0.00	0.00		0.00
d	Qualified Foreign Investor				0.00	0.00		0.00
e	Any Others (Specify)				0.00	0.00		0.00
e-i					0.00	0.00		0.00
e-ii					0.00	0.00		0.00
	Sub Total(A)(2)							
		0	0	0	0.00	0.00		0.00
	Total Shareholding of Promoter and Promoter Group (A) = (A)(1)+(A)(2)							
		8	27488	27488	54.98	54.98	0	0.00
(B)	Public shareholding							
1	Institutions							
(a)	Mutual Funds/ UTI							
(b)	Financial Institutions / Banks				0.00	0.00		
(c)	Central Government/ State Government(s)	2	39	0	0.08	0.08		
(d)	Venture Capital Funds				0.00	0.00		
(e)	Insurance Companies				0.00	0.00		
(f)	Foreign Institutional Investors				0.00	0.00		
(g)	Foreign Venture Capital Investors				0.00	0.00		
(h)	Qualified Foreign Investor				0.00	0.00		
(i)	Any Other (specify)				0.00	0.00		
(i-ii)					0.00	0.00		
(i-ii)					0.00	0.00		
	Sub-Total (B)(1)							
		2	39	0	0.08	0.08		
B 2	Non-institutions							
(a)	Bodies Corporate							
(b)	Individuals	16	481	110	0.96	0.96		
	I. Individuals -i. Individual shareholders holding nominal share capital up to Rs 1 lakh							
	II. Individual shareholders holding nominal share capital in excess of Rs. 1 lakh.	1291	20838	2528	41.68	41.68		
(c)	Qualified Foreign Investor	1	1120	0	2.24	2.24		
(d-i)	Clearing Members				0.00	0.00		
(d-ii)	Trusts	0	0	0	0.00	0.00		
(d-iii)	NRI / OCBs	0	0	0	0.00	0.00		
(d-iv)	Directors & Relatives	2	34	0	0.07	0.07		
	Sub-Total (B)(2)							
		1310	22473	2638	44.95	44.95		
(B)	Total Public Shareholding (B) = (B)(1)+(B)(2)							
		1312	22512	2638	45.02	45.02		
	TOTAL (A)+(B)							
		1320	50000	30126	100.00	100.00		
(C)	Shares held by Custodians and against which Depository Receipts have been issued							
1	Promoter and Promoter Group							
2	Public							
	Sub-Total (C)							
		0	0	0	0.00	0.00		0.00
		0	0	0	0.00	0.00		0.00
	GRAND TOTAL (A)+(B)+(C)							
		1320	50000	30126	100.00	100.00	0	0.00

For: The Indian Link Chain Manufacturers Ltd..

O. P. Pujari
O. P. Pujari,
 Manager (Accounts)

Regd. Office,
THE INDIAN LINK CHAIN MFRS LTD.
 59, Sonawala Building, 2nd Floor,
 Mumbai Samachar Marg,

(i)(b) Statement showing holding of securities (including shares, warrants, convertible securities) of persons belonging to the category "Promoter and Promoter Group".

Sr. No.	Name of the shareholder	Details of Shares held		Encumbered shares (*)			Details of warrants		Details of convertible securities		Total shares (including underlying shares assuming full conversion of warrants and convertible securities) as a % of diluted share capital
		Number of shares held	As a % of grand total (A) + (B) + (C)	No.	As a percentage	As a % of grand total (A)+(B)+(C) of sub-clause (i)(a)	Number of warrants held	As a % total number of warrants of the same class	Number of convertible securities held	As a % total number of convertible securities of the same class	
(i)	(ii)	(iii)	(iv)	(v)	(vi) = (v)/(iii) * 100	(vii)	(viii)	(ix)	(x)	(xi)	(xii)
1	HARIPRASAD A NEVATIA	12882	25.76	0	0.00	0.00	0	0.00	0	0.00	25.76
2	HARSH NEVATIA	390	0.78	0	0.00	0.00	0	0.00	0	0.00	0.78
3	KUSUM NEVATIA	400	0.80	0	0.00	0.00	0	0.00	0	0.00	0.80
4	MRIDULA NEVATIA	640	1.28	0	0.00	0.00	0	0.00	0	0.00	1.28
5	PRAVIN K. NEVATIA	12024	24.05	0	0.00	0.00	0	0.00	0	0.00	24.05
6	SUDHA NEVATIA	696	1.39	0	0.00	0.00	0	0.00	0	0.00	1.39
7	SUDHIR NEVATIA	30	0.06	0	0.00	0.00	0	0.00	0	0.00	0.06
8	VANDANA NEVATIA	426	0.85	0	0.00	0.00	0	0.00	0	0.00	0.85
TOTAL		27488	54.88	0.00	0.00	0.00	0.00	0.00	0.00	0.00	54.88

(*) The term "encumbrance" has the same meaning as assigned to it in regulation 28(3) of the SAST Regulations, 2011

For The Indian Link Chain Manufacturers Ltd.,

O. P. Gajari
 O. P. Gajari,
 Manager (Accounts)


13

Regd. Office,
THE INDIAN LINK CHAIN MFRS LTD.
 59, Sonawala Building, 2nd Floor,
 Mumbai Samachar Marg,

(1)(c)(i) Statement showing holding of securities (including shares, warrants, convertible securities) of persons belonging to the category "Public" and holding more than 1% of the total number of shares

Sr. No.	Name of the shareholder	Number of shares held	Shares as a percentage of total number of shares (i.e., Grand Total (A)+(B)+(C) indicated in Statement at para (1)(a) above)	Details of warrants		Details of convertible		Total shares (including underlying shares assuming full conversion of warrants and convertible securities) as a % of diluted share capital
				Number of warrants held	As a % total number of warrants of the same class	Number of convertible securities held	% w.r.t total number of convertible securities of the same class	
1	GOVINDBHAI BALDEVBHAI DESAI	1120	2.24					2.24
2		0		0	0.00		0.00	0.00
3		0		0	0.00		0.00	0.00
4		0		0	0.00		0.00	0.00
				0	0.00		0.00	0.00
							0.00	0.00
TOTAL		1120	2.24	0.00	0.00	0.00	0.00	2.24

for The Indian Link Chain Manufacturers Ltd..



 O. P. Pujari,
 Manager (Accounts)

Regd. Office,
THE INDIAN LINK CHAIN MFRS LTD.
 59, Sonawala Building, 2nd Floor.
 Mumbai Samachar Marg,

(1)(c)(ii) Statement showing holding of securities (including shares, warrants, convertible securities) of persons (together with PAC) belonging to the category "Public" and holding more than 5% of the total number of shares of the company

Sr. No.	Name(s) of the shareholder(s) and the Persons Acting in Concert (PAC) with them	Number of shares	Shares as a percentage of total number of shares (i.e., Grand Total (A)+(B)+(C) indicated in Statement at para (1)(a) above)	Details of warrants		Details of convertible		Total shares (including underlying shares assuming full conversion of warrants and convertible securities) as a % of diluted share capital
				Number of warrants	As a % total number of warrants of the same class	Number of convertible securities held	% w.r.t total number of convertible securities of the same class	
1	N.A.	0		0	0.00	0	0.00	
2				0	0.00	0	0.00	0.00
3				0	0.00	0	0.00	0.00
4				0	0.00	0	0.00	0.00
5				0	0.00	0	0.00	0.00
6				0	0.00	0	0.00	0.00
7				0	0.00	0	0.00	0.00
8				0	0.00	0	0.00	0.00
9				0	0.00	0	0.00	0.00
10				0	0.00	0	0.00	0.00
				0	0.00	0	0.00	0.00
				0	0.00	0	0.00	0.00
TOTAL		0	0.00	0	0.00	0	0.00	0.00

For: The Indian Link Chain Manufacturers Ltd..



 O. P. Pujari,
 Manager (Accounts)

Regd. Office,
THE INDIAN LINK CHAIN MFRS LTD.
 59, Sonawala Building, 2nd Floor,
 Mumbai Samachar Marg,
 MUMBAI-400 023.

(1)(d) Statement showing details of locked-in shares

Sr. No.	Name of the shareholder	Number of locked-in shares	Locked-in shares as a percentage of total number of shares (i.e., Grand Total (A)+(B)+(C) indicated in Statement at para (1)(a) above)	Promoter / Promoter Group / Public
1	N.A		0.00	
2			0.00	
3			0.00	
4			0.00	
5			0.00	
6			0.00	
7			0.00	
8			0.00	
9			0.00	
			0.00	
			0.00	
TOTAL		0	0.00	

For The Indian Link Chain Manufacturers Ltd.



 O. P. Pujari,
 Manager (Accounts)

Regd. Office,
THE INDIAN LINK CHAIN MFRS LTD.
 59, Sonawala Building, 2nd Floor,
 Mumbai Samachar Marg,
 MUMBAI-400 023

(II)(a) Statement showing details of Depository Receipts (DRs)

Sr. No.	Type of outstanding DR (ADRs, GDRs, SDRs, etc.)	Number of outstanding DRs	Number of shares underlying outstanding DRs	Shares underlying outstanding DRs as a percentage of total number of shares (i.e., Grand Total (A)+(B)+(C) indicated in Statement at para (II)(a) above)
1	N.A			0.00
2				0.00
3				0.00
4				0.00
5				0.00
6				0.00
7				0.00
8				0.00
9				0.00
				0.00
TOTAL		0	0	0.00

For The Indian Link Chain Manufacturers Ltd.,


 O. P. Pujari,
 Manager (Accounts)

