



(1)(a) Statement showing Shareholding Pattern

CONVERTIBLE SECURITIES


Name of the Company: INDIAN METALS & FERRO ALLOYS LTD			
Scrip Code, Name of the scrip, class of security: 533047 \ IMFA EQ			
Quarter ended: 30 th June, 2014			
Partly paid-up shares:-	No. of partly paid-up shares	As a % of total no. of partly paid-up Shares	As a % of total no. of shares of the company
Held by promoter/promoter group	NIL	NIL	NIL
Held by public	NIL	NIL	NIL
Total			
Outstanding convertible securities:-	No. of outstanding securities	As a % of total no. of outstanding convertible securities	As a % of total no. of shares of the company, assuming full conversion of the convertible securities
Held by promoter/promoter group	NIL	NIL	NIL
Held by public	NIL	NIL	NIL
Total			
Warrants:-	No. of warrants	As a % of total no. of warrants	As a % of total no. of shares of the company, assuming full conversion of Warrants
Held by promoter/promoter group	NIL	NIL	NIL
Held by public	NIL	NIL	NIL
Total			
Total paid-up capital of the company, assuming full conversion of warrants and convertible securities	0		



Category Code	Category of shareholder	Number of Shareholders	Total Number of Shares	Number of shares held in dematerialized form	Total Shareholding as a percentage of total no. of shares encumbered % of A+B % of A+B+C	Shares pledged or otherwise
(A) Shareholding of Promoter and Promoter Group						
(1) Indian						
	(a) Individuals / Hindu Undivided Family	5	1288094	1288094	4.95858	832290
	(b) Central Government / State Government (s)	0	0	0	0.00000	0
	(c) Bodies Corporate	7	13126124	13126124	50.52969	0
	(d) Financial Institutions / Banks	0	0	0	0.00000	0
	(e) Others					
	(1) Trusts	1	12444	12444	0.04790	0
	Sub-Total (A) (1)	13	14426662	14426662	55.53618	832290
(2) Foreign						
	(a) Individuals (NRIs / Foreign Individuals)	0	0	0	0.00000	0
	(b) Bodies Corporate	1	51456	51456	0.19808	0
	(c) Institutions	0	0	0	0.00000	0
	(d) Qualified Foreign Investor					
	(e) Others					
	(1) Directors & their Relatives	0	0	0	0.00000	0
	Sub-Total (A) (2)	1	51456	51456	0.19808	0
	Total Shareholding of Prom. & Prom. Grp. (A) = (A) (1) + (A) (2)	14	14478118	14478118	55.73426	832290



Category Code	Category of shareholder	Number of Shareholders	Total Number of Shares	Number of shares held in dematerialized form	Total Shareholding as a percentage of total no. of shares encumbered % of A+B % of A+B+C	Shares pledged or otherwise
(B) Public Shareholding						
(1) Institutions						
	(a) Mutual Funds/ UTI	9	2359574	2356399	9.08330	9.08330
	(b) Financial Institutions / Banks	8	100222	100152	0.38581	0.38581
	(c) Central Government / State Government (s)	0	0	0	0.00000	0.00000
	(d) Venture Capital Funds	0	0	0	0.00000	0.00000
	(e) Insurance Companies	0	0	0	0.00000	0.00000
	(f) Foreign Institutional Investors	2	158213	158213	0.60905	0.60905
	(g) Foreign Venture Capital Investors	0	0	0	0.00000	0.00000
	(h) Qualified Foreign Investor					
	(i) Others					
	(1) Foreign Financial Institutions	0	0	0	0.00000	0.00000
	(2) Foreign Mutual Fund	0	0	0	0.00000	0.00000
	Sub-Total (B) (1)	19	2618009	2614764	10.07816	10.07816
(2) Non-institutions						
	(a) Bodies Corporate	466	1038530	997671	3.99787	3.99787
	(b) (i) Indiv. hldg. nom. shr. cap. <=Rs. 1 Lakh	38225	1089516	846189	4.19415	4.19415
	(ii) Indiv. hldg. nom. shr. cap. > Rs. 1 Lakh	21	855908	824408	3.29486	3.29486
	(c) Qualified Foreign Investor					
	(d) Others					
	(1) Trusts	1	20	20	0.00008	0.00008
	(2) Directors & their Relatives	0	0	0	0.00000	0.00000
	(3) Foreign Nationals	1	53	53	0.00020	0.00020
	(1) Non Resident Indians	566	214479	195360	0.82565	0.82565
	(2) Overseas Corporate Bodies	3	5634759	3844259	21.69129	21.69129
	(3) Clearing Members	31	3493	3493	0.01345	0.01345
	(4) Hindu Undivided Families	294	44168	44168	0.17003	0.17003
	Sub-Total (B) (2)	39608	8880926	6755621	34.18758	34.18758
	Total Public Shareholding	39627	11498935	9370385	44.26574	44.26574
	(B) = (B) (1)+(B) (2)					
	TOTAL (A)+(B)	39641	25977053	23848503	100.00000	100.00000
(C) Shares held by Custodians and against which Depository Receipts have been issued						
	(1) Promoter and Promoter Group	0	0	0	0.00000	0.00000
	(2) Public	0	0	0	0.00000	0.00000
	GRAND TOTAL (A) + (B) + (C)	39641	25977053	23848503	100.00000	832290 3.20394




(I) (b) Statement showing holding of securities (including shares, warrants, convertible securities) of persons belonging to the category "Promoter and Promoter Group"

Sr.I.No Name of the shareholder


Details of Shares held	Encumbered shares	Details of warrants	Details of Total shares (including convertible underlying securities shares assuming full conversion of warrants and convertible securities) as a % of diluted share capital
------------------------	-------------------	---------------------	--

Sr.No	Name of the shareholder	Number of Shares	Shares as a % of total number of shares (i.e., of Grand Total (A)+(B)+(C) indicated in Statement at para (I) (a) above)	% of Total (A+B+C) Shares held	No. of warrants held of same class	As a % of conv. tot.no. of warrants sec.held of conv. sec.of same class
1	BANSHIDHAR PANDA	422100	1.62490	422100	100.00000	1.62490
2	BAIJAYANT PANDA	217539	0.83743	205095	94.27965	0.78952
3	PARAMITA MAHAPATRA	218015	0.83926	0	0.00000	0.00000
4	NIVEDITA PANDA	217539	0.83743	0	0.00000	0.00000
5	SUBHRKANT PANDA	212901	0.81957	205095	96.33351	0.78952
6	B PANDA AND COMPANY PVT LTD	1109514	4.27113	0	0.00000	0.00000
7	BARABATI INVESTMENT AND TRADING CO PVT LTD	2634778	10.14271	0	0.00000	0.00000
8	K B INVESTMENTS PVT LTD	2516401	9.68701	0	0.00000	0.00000
9	MADHUBAN INVESTMENTS PVT LTD	2395696	9.22235	0	0.00000	0.00000
10	PARAMITA INVESTMENT AND TRADING CO PVT LTD	2634778	10.14271	0	0.00000	0.00000
11	UTKAL MANUFACTURING AND SERVICES LTD	608078	2.34083	0	0.00000	0.00000
12	INDMET COMMODITIES PRIVATE LIMITED	1226879	4.72293	0	0.00000	0.00000
13	SUBHRKANT PANDA,MANAGING TRUSTEE,SHALSAH FOUNDATION	12444	0.04790	0	0.00000	0.00000
14	INDIAN METALS AND FERRO ALLOYS LIMITED UNCLAI MED SUSPENSE ACCOUNT PROMOTER GROUP	51456	0.19808	0	0.00000	0.00000
*** Total ***		14478118	55.73426	832290	5.74861	3.20394



(I) (c) (i) Statement showing holding of securities (including shares, warrants, convertible securities) of persons belonging to the category "Public" and holding more than 1% of the total number of shares

Srl.No	Name of the shareholder	Details of Shares held	Encumbered shares	Details of warrants convertible securities	Total shares (including underlying shares assuming full conversion of warrants and convertible securities) as a % of diluted share capital
		Number of Shares as a % of total number of shares (i.e., Grand Total (A)+(B)+(C) indicated in Statement at para (I) (a) above)	% of total Shares (A+B+C)->	% of Grd.Tot. warrants held of same class	No. of As a % of conv. tot.no. of conv.sec. of same class
1	RELIANCE CAPITAL TRUSTEE CO. LTD A/C RELIANCE EQUITY OPPORTUNITIES FUND	809385	3.11577		
2	RELIANCE CAPITAL TRUSTEE CO. LTD. - A/C RELIANCE TAX SAVER (ELSS) FUND	1340974	5.16215		
3	RELIANCE LIFE INSURANCE COMPANY LIMITED	357882	1.37769		
4	SHAH JYOTINDRA RAMNIKALAL	284689	1.09592		
5	LITEC COMPANY LIMITED	3844259	14.79867		
6	FOX CONSULTING SERVICES PTE LTD	1065500	4.10170		
7	RIVERGATE ADMINISTRATION SERVICES PTE.LTD	725000	2.79092		
	*** Total ***	8427689	32.44282		



(I) (c) (ii) Statement showing holding of securities (including shares, warrants, convertible securities) of persons (together with PAC) belonging to the category "Public" and holding more than 5% of the total number of shares of the company

Sr.No Name of the shareholder

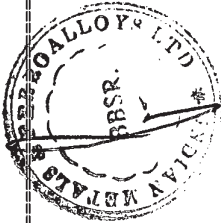
Encumbered shares Details of warrants Details of Total shares (including convertible shares underlying full securities shares assuming conversion of warrants and convertible securities) as a % of diluted share capital

Number of Shares	Shares as a % of total number of shares (i.e., Grand Total (A)+(B)+(C) indicated in Statement at para (I)(a) above)	% of Grd.Tot. Shares	No. of warrants held of same class	No. of conv. sec. of same class	As a % of conv. tot.no. of warrants sec. of same class
------------------	---	----------------------	------------------------------------	---------------------------------	--

1 RELIANCE CAPITAL TRUSTEE CO. LTD. - A/C RELIA NCE TAX SAVER (ELSS) FUND 1340974 5.16215

2 LITEC COMPANY LIMITED 3844259 14.79867

*** Total *** 5185233 19.96082



(I) (d) Statement showing details of locked-in shares

Srl.No	Name of the shareholder	Number of Shares	Shares as a percentage of total number of shares (i.e., Grand Total (A)+(B)+(C) indicated in Statement at para (I) (a) above)

*** Total ***

0

0.00000

