



Name of the Company: Indian Sucrose Limited		Introductory sub-table (I)(a)	
Scrip Code, Name of the scrip, class of security: 500319, INDSUCR , Equity Share			
Quarter ended: 30th June 2014			
Partly paid-up shares:-	No. of partly paid-up shares	As a % of total no. of partly paid-up shares	As a % of total no. of shares of the company
Held by promoter/promoter group		0	0
Held by public		0	0
Total	0	0	0
Outstanding convertible securities:-	No. of outstanding securities	As a % of total no. of outstanding convertible securities	As a % of total no. of shares of the company, assuming full conversion of the convertible securities
Held by promoter/promoter group		0	0
Held by public		0	0
Total	0	0	0
Warrants:-	No. of warrants	As a % of total no. of warrants	As a % of total no. of shares of the company, assuming full conversion of warrants
Held by promoter/promoter group		0	0
Held by public		0	0
Total	0	0	0
Total paid-up capital of the company, assuming full conversion of warrants and convertible securities	154618070		
Total No. of paid-up Equity Shares of the company, assuming full conversion of warrants and convertible securities	15461807		



Statement Showing Shareholding Pattern

Category code	Category of Shareholder	Number of Shareholders	Table (I)(a)					Shares Pledged or otherwise encumbered		
			Total number of shares	Number of shares held in dematerialized form	Total shareholding as a percentage of total number of shares		Number of shares	As a percentage		
			(IV)	(V)	As a percentage of (A+B) ¹	As a percentage of (A+B+C)				
(I)	(II)	(III)	(IV)	(V)	(VI)	(VII)	(VIII)	(IX) = (VIII)/(IV)*100		
(A)	Shareholding of Promoter and Indian									
(a)	Individuals/ Hindu Undivided Family									
(b)	Central Government/ State Government(s)	4	3084886	2634886	19.95	19.95	985000	31.93		
(c)	Bodies Corporate	1	6022607	6022607	0.00	0.00		0.00		
(d)	Financial Institutions/ Banks				38.95	38.95		0.00		
(e)	Any Others(Specify)				0.00	0.00		0.00		
(e-i)					0.00	0.00		0.00		
(e-ii)					0.00	0.00		0.00		
	Sub Total(A)(1)	5	9107493	8657493	58.90	58.90	985000	10.82		



Notes




Handwritten signature

(1)(b) Statement showing holding of securities (including shares, warrants, convertible securities) of persons belonging to the category "Promoter and Promoter Group"

Sr. No.	Name of the shareholder	Details of Shares held		Encumbered shares (*)			Details of warrants		Details of convertible securities	Total shares (including underlying shares assuming full conversion of warrants and convertible securities) as a % of diluted share capital
		Number of shares held	As a % of grand total (A) + (B) + (C)	No.	As a percentage	As a % of grand total (A)+(B)+(C) of sub-clause (D)(a)	Number of warrants held	As a % total number of warrants of the same class		
		(III)	(IV)	(V)	$(V) = (V) / (III) * 100$	(VII)	(VIII)	(IX)	(X)	(XII)
1	YADU SUGAR LTD	6022607	38.95		0.00	0.00		0	0	0
2	VIKAS YADAV	450000	2.91		0.00	0.00		0	0	0
3	D.P. SINGH	535000	3.46	535000	100.00	3.46		0	0	0
4	JITENDER SINGH	450000	2.91	450000	100.00	2.91		0	0	0
5	UMLESH YADAV	1649886	10.67		0.00	0.00		0	0	0
TOTAL		9107493	58.90	985000	10.82	6.37	0	0	0	0

(*) The term "encumbrance" has the same meaning as assigned to it in regulation 28(3) of the SAST Regulations, 2011



(1)(c)(i) Statement showing holding of securities (including shares, warrants, convertible securities) of persons belonging to the category "Public" and holding more than 1% of the total number of shares

Sr. No.	Name of the shareholder	Number of shares held	Shares as a percentage of total number of shares {i.e., Grand Total (A)+(B)+(C) indicated in Statement at para (1)(a) above}	Details of warrants		Details of convertible securities		Total shares (including underlying shares assuming full conversion of warrants and convertible securities) as a % of diluted share capital
				Number of warrants held	As a % total number of warrants of the same class	Number of convertible securities held	% w.r.t total number of convertible securities of the same class	
1	MOTILAL BHASIN	175565	1.14	0	0	0	0	
TOTAL		175565	1.14	0	0	0	0	
								0



Statement showing holding of Depository Receipts (DRs), where underlying shares held by "promoter/promoter group" are in excess of 1% of the total number of shares

Name of the DR Holder	Type of outstanding DR (ADRs, GDRs, SDRs, etc.)	Number of shares underlying outstanding DRs	Shares underlying outstanding DRs as a percentage of total number of shares {i.e., Grand Total (A)+(B)+(C) indicated in Statement at para (I)(a) above}
			0.00
			0.00
			0.00
NIL	NIL	NIL	0.00
			0.00
			0.00
			0.00
			0.00
			0.00
		0	0.00



Handwritten signature