



JSW HOLDINGS LIMITED
SHAREHOLDING PATTERN AS ON 30.06.2014

(I) (a) Statement showing Shareholding Pattern

SCRIP CODE : 632642		Name of Scrip : JSWHL		Class of Security : Equity		Quarter Ended : 30.06.2014	
Cate- gory Code	<u>Partly paid up shares</u>			Number of partly paid up shares	As a % of total number of partly paid up shares	As a % of total number of shares of the Company	
	Held by Promoter/Promoter group			NIL	NIL	NIL	
	Held by Public			NIL	NIL	NIL	
	Total			NIL	NIL	NIL	
	<u>Outstanding Convertible Securities</u>			Number of outstanding Securities	As a % of total No. of outstanding Con. Securities	As a % of total No. of shares of the Company, assuming full conversion of the Securities	
	Held by Promoter/Promoter group			NIL	NIL	NIL	
	Held by Public			NIL	NIL	NIL	
	Total			NIL	NIL	NIL	
	<u>Warrants</u>			Number of warrants	As a % of total number of warrants	As a % of total number of shares of the Company assuming full conversion of warrants	
	Held by Promoter/Promoter group			NIL	NIL	NIL	
	Held by Public			NIL	NIL	NIL	
	Total			NIL	NIL	NIL	
Total paid up capital of the Company, assuming full conversion of warrants and convertible securities				1,10,99,626 shares of Rs.10/- each (Rs.11,09,96,250/-)			




Category Code	Category of Shareholders	Number of Share-holders	Total No. of shares	Number of shares held in demated form	Total shareholding as a percentage of total number of shares		Shares pledged or otherwise encumbered	
					As a percentage of		Number of Shares	As a %
					(A+B)	(A+B+C)		
(I)	(II)	(III)	(IV)	(V)	(VI)	(VII)	(VIII)	(IX)=(VIII)/(IV)*100
(A)	Shareholding of Promoter and Promoter Group ²							
(1)	Indian							
(a)	Individuals/H.U.F	21	26742	26742	0.24	0.24		
(b)	Central/State Government(s)	0	0	0	0.00	0.00		
(c)	Bodies Corporate	13	6359637	6359637	57.30	57.30		
(d)	Financial Institutions/Banks	0	0	0	0.00	0.00		
(e)	Any Other (specify)							
	Employee Welfare Trust	0	0	0	0.00	0.00		
	M&M Benefit Trust	0	0	0	0.00	0.00		
	Sub-Total (A)(1)	34	6386379	6386379	57.64	57.64	N.A.	N.A.
(2)	Foreign							
(a)	Non Resident Individuals/Foreign Nationals	0	0	0	0.00	0.00		
(b)	Bodies Corporate	0	0	0	0.00	0.00		
(c)	Institutions	0	0	0	0.00	0.00		
(d)	Any Other (specify)	0	0	0	0.00	0.00		
	Sub-Total (A)(2)	0	0	0	0.00	0.00	N.A.	N.A.
	Total holding of Promoter and Promoter Group (A)=(A)(1)+(A)(2)	34	6386379	6386379	57.64	57.64	N.A.	N.A.
(B)	Public Shareholding ³							
(1)	Institutions							
(a)	Mutual Fund/UTI	16	4611	3918	0.04	0.04		
(b)	Financial Institutions/Banks	12	19097	18479	0.17	0.17		
(c)	Central/State Government(s)	0	0	0	0.00	0.00		
(d)	Venture Capital Funds	0	0	0	0.00	0.00		
(e)	Insurance Companies	1	21831	21831	0.20	0.20		
(f)	Foreign Institutional Investors	19	1014111	1012849	9.14	9.14		
(g)	Foreign Venture Cap. Inv	0	0	0	0.00	0.00		
	Sub-Total (B)(1)	47	1059650	1057077	9.65	9.65	N.A.	N.A.
(2)	Non Institutions							
(a)	Bodies Corporate	868	1067437	1063585	9.62	9.62		
(b)	Individuals							
	i) Holding nominal share capital upto Rs. 1 lakh	28690	2041934	1839106	18.40	18.40		
	ii) Holding nominal share capital in excess of Rs. 1 lakh	18	355130	355130	3.20	3.20		
(c)	Any Other(specify) Individual					0.00		
	Non-Resident Individual	1323	178851	141751	1.61	1.61		
	Foreign National	1	100	100	0.00	0.00		
	Overseas Corporate Bodies	2	10025	10000	0.09	0.09		
	Foreign Bodies	0	0	0	0.00	0.00		
	Trust	2	319	319	0.00	0.00		
	Clearing Member	0	0	0	0.00	0.00		
	Sub-Total (B)(2)	30902	3653596	3409991	32.92	32.92	N.A.	N.A.
	Total Public shareholding (B)=(B)(1)+(B)(2)	30949	4713246	4467068	42.46	42.46		
	TOTAL (A)+(B)	30983	11099625	10853447	100.00	100.00	N.A.	N.A.
(C)	Shares held by Custodians and against which Depository Receipts have been Issued							
1	Promoter and Promoter Group	0	0	0	0.00	0.00		
2	Public	0	0	0	0.00	0.00		
	GRAND TOTAL (A)+(B)+(C)	30983	11099625	10853447	100.00	100.00	N.A.	N.A.



(I) (b) Statement showing holding of securities (including shares,warrants,convertible securities) of persons belonging to the category "Promoter and Promoter Group"

Sr.No.	Name of the shareholder	Details of Shares held		Encumbered shares(*)			Details of warrants		Details of convertible securities		Total shares (including underlying shares assuming full conversion of warrants and convertible securities as a % of diluted share capital
		No of Shares held	As a % of grand total (A)+(B)+(C)	Number	As a Percentage	As a % of grand total (A)+(B)+(C) of sub-clause (I)(a)	No of warrants held	As a % of total number of warrants of the same class	Number of convertible securities held	As a % of total number of convertible securities of the same class	
(1)	(II)	(III)	(IV)	(V)	(VI) = (V)/(III)*100	(VII)	(VIII)	(IX)	(X)	(XI)	(XII)
(a)	Individuals										
1	R K JINDAL & SONS HUF .	3708	0.03	0	0.00	0.00	NA	NA	NA	NA	0.03
2	SAJJAN JINDAL	2197	0.02	0	0.00	0.00	NA	NA	NA	NA	0.02
3	PRITHVI RAJ JINDAL	2097	0.02	0	0.00	0.00	NA	NA	NA	NA	0.02
4	SAVITRI DEVI JINDAL	1863	0.02	0	0.00	0.00	NA	NA	NA	NA	0.02
5	RATAN JINDAL	1470	0.01	0	0.00	0.00	NA	NA	NA	NA	0.01
6	S K JINDAL AND SONS HUF	1447	0.01	0	0.00	0.00	NA	NA	NA	NA	0.01
7	SMINU JINDAL	1351	0.01	0	0.00	0.00	NA	NA	NA	NA	0.01
8	DEEPIKA JINDAL	1355	0.01	0	0.00	0.00	NA	NA	NA	NA	0.01
9	SHRADHA JATIA	1257	0.01	0	0.00	0.00	NA	NA	NA	NA	0.01
10	ABHYUDAY JINDAL	1256	0.01	0	0.00	0.00	NA	NA	NA	NA	0.01
11	TARINI JINDAL	1256	0.01	0	0.00	0.00	NA	NA	NA	NA	0.01
12	TRIPTI JINDAL	1256	0.01	0	0.00	0.00	NA	NA	NA	NA	0.01
13	URVI JINDAL	1256	0.01	0	0.00	0.00	NA	NA	NA	NA	0.01
14	SANGITA JINDAL	1181	0.01	0	0.00	0.00	NA	NA	NA	NA	0.01
15	P R JINDAL HUF	1122	0.01	0	0.00	0.00	NA	NA	NA	NA	0.01
16	NAVEEN JINDAL	691	0.01	0	0.00	0.00	NA	NA	NA	NA	0.01
17	NAVEEN JINDAL	684	0.01	0	0.00	0.00	NA	NA	NA	NA	0.01
18	PARTH JINDAL	500	0.00	0	0.00	0.00	NA	NA	NA	NA	0.00
19	TANVI JINDAL	500	0.00	0	0.00	0.00	NA	NA	NA	NA	0.00
20	AARTI JINDAL	260	0.00	0	0.00	0.00	NA	NA	NA	NA	0.00
21	SAROJ BHARTIA	34	0.00	0	0.00	0.00	NA	NA	NA	NA	0.00
	Sub - Total (a)	26742	0.24	0	0.00	0.00	NA	NA	NA	NA	0.24


Contd..



(I) (b) Statement showing holding of securities (including shares,warrants,convertible securities) of persons belonging to the category "Promoter and Promoter Group" (contd)

Sr.No.	Name of the shareholder	Details of Shares held		Encumbered shares ^(*)			Details of warrants		Details of convertible securities		Total shares (including underlying shares assuming full conversion of warrants and convertible securities as a % of diluted share capital
		No of Shares held	As a % of grand total (A)+(B)+(C)	Number	As a Percentage	As a % of grand total (A)+(B)+(C) of sub-clause (IX)	No of warrants held	As a % of total number of warrants of the same class	Number of convertible securities held	As a % of total number of convertible securities of the same class	
(I)	(II)	(III)	(IV)	(V)	(VI) = (V)/(III)*100	(VII)	(VIII)	(IX)	(X)	(XI)	(XII)
(b)	Bodies Corporate										
1	Nalwa Sons Investments Ltd	1137043	10.24	0	0.00	0.00	NA	NA	NA	NA	10.24
2	Reynold Traders Pvt Ltd	320500	2.89	0	0.00	0.00	NA	NA	NA	NA	2.89
3	SAHYOG TRADCORP PRIVATE LIMITED	822674	7.41	0	0.00	0.00	NA	NA	NA	NA	7.41
4	OPJ TRADING PRIVATE LIMITED	822673	7.41	0	0.00	0.00	NA	NA	NA	NA	7.41
5	VIRTUOUS TRADECORP PRIVATE LIMITED	822673	7.41	0	0.00	0.00	NA	NA	NA	NA	7.41
6	DANTA ENTERPRISES PRIVATE LIMITED	822672	7.41	0	0.00	0.00	NA	NA	NA	NA	7.41
7	JNDAL COAL PRIVATE LIMITED	441518	3.99	0	0.00	0.00	NA	NA	NA	NA	3.99
8	GLEBE TRADING PRIVATE LIMITED	435511	3.92	0	0.00	0.00	NA	NA	NA	NA	3.92
9	JSL LIMITED	433828	3.91	0	0.00	0.00	NA	NA	NA	NA	3.91
10	JSW INVESTMENT PVT LTD	184843	1.67	0	0.00	0.00	NA	NA	NA	NA	1.67
11	VRIAMRA CONSULTANCY PVT LTD	115293	1.04	0	0.00	0.00	NA	NA	NA	NA	1.04
12	Nalwa Sons Investments Ltd	76	0.00	0	0.00	0.00	NA	NA	NA	NA	0.00
13	Hexa Tradex Limited	334	0.00	0	0.00	0.00	NA	NA	NA	NA	0.00
	Sub-Total (b)	6359637	57.30	0	0.00	0.00	NA	NA	NA	NA	57.30
	Grand Total	6366379	57.54	0	0.00	0.00	NA	NA	NA	NA	57.54

(*) The term "encumbrance" has the same meaning as assigned to it, in regulation 28(3) of the SAST Regulations, 2011



(l)(c)(i) Statement showing holding of securities (including shares, warrants, convertible securities) of persons belonging to the category "Public" and holding more than 1% of the total number of shares.								
Sr. No.	Name of the shareholder	Number of shares held	Shares as a percentage of total number of shares (i.e., Grand Total (A)+(B)+(C) indicated in Statement at para (l)(a) above)	Details of warrants		Details of convertible securities		Total shares (including underlying shares assuming full conversion of warrants and convertible securities as a % of diluted share capital)
				No of warrants held	As a % of total number of warrants of the same class	Number of convertible securities held	As a % of total number of convertible securities of the same class	
1	BARCLAYS CAPITAL MAURITIUS LIMITED	310672	2.80	NA	NA	NA	NA	2.80
2	ACACIA PARTNERS, LP	219500	1.98	NA	NA	NA	NA	1.98
3	ACACIA INSTITUTIONAL PARTNERS, LP	171200	1.54					1.54
TOTAL		701372	6.32	NA	NA	NA	NA	6.32

(l)(c)(ii) Statement showing holding of securities (including shares, warrants, convertible securities) of persons (together with PAC) belonging to the category "Public" and holding more than 5% of the total number of shares of the company								
Sr. No.	Name(s) of the shareholder(s) and the Persons Acting in Concert (PAC) with them	Number of shares	Shares as a percentage of total number of shares (i.e., Grand Total (A)+(B)+(C)	Details of warrants		Details of convertible securities		Total shares (including underlying shares assuming full conversion of warrants and
				No of warrants held	As a % of total number of warrants of the same class	Number of convertible securities held	As a % of total number of convertible securities of the same class	
NIL								
TOTAL		0	0.00	NA	NA	NA	NA	0

