


**(I)(a) Statement showing Shareholding Pattern**

**Name of the Company : The Jammu & Kashmir Bank Ltd.**

**Scrip Code, Name of the scrip, class of security : J&KBANK**


**As on Date : 30-Jun-2014**

Partly paid-up shares	No. of partly paid-up shares	As a % of total no. of partly paid-up Shares	As a % of total no. of shares of the company
Held by promoter/promoter group	0	0	0
Held by public	0	0	0
<b>Total</b>	<b>0</b>	<b>0</b>	<b>0</b>
Outstanding convertible securities	No. of outstanding securities	As a % of total no. of outstanding convertible securities	As a % of total no. of shares of the company, assuming full conversion of the convertible securities
Held by promoter/promoter group	0	0	0
Held by public	0	0	0
<b>Total</b>	<b>0</b>	<b>0</b>	<b>0</b>
Warrants	No. of warrants	As a % of total no. of warrants	As a % of total no. of shares of the company, assuming full conversion of Warrants
Held by promoter/promoter group	0	0	0
Held by public	0	0	0
<b>Total</b>	<b>0</b>	<b>0</b>	<b>0</b>
Total paid-up capital of the company, assuming full conversion of warrants and convertible securities	0		




**(I)(a) Statement showing Shareholding Pattern**

Sr. no.	Category of shareholder	Number of shareholders	Total number of shares	Number of shares held in dematerialized form	Total shareholding as a percentage of total number of shares		Shares Pledged or otherwise encumbered	
					As a percentage of (A+B) <sup>1</sup> (VI)	As a percentage of (A+B+C) (VII)	Number of shares (VIII)	As a percentage (IX) = (VIII) / (IV) * 100
(I)	(II)	(III)	(IV)	(V)	(VI)	(VII)	(VIII)	(IX)
<b>(A)</b>	<b>Promoter and Promoter Group<sup>2</sup></b>							
<b>(1)</b>	<b>Indian</b>							
(a)	Individuals/Hindu Undivided Family	0	0	0	0	0	0	0
(b)	Central Government/State Government(s)	2	25775266	25775266	53.17	53.17	0	0
(c)	Bodies Corporate	0	0	0	0	0	0	0
(d)	Financial Institutions/Banks	0	0	0	0	0	0	0
(e)	Any Other (Total)	0	0	0	0.00	0.00	0	0
	<b>Sub-Total (A)(1)</b>	2	25775266	25775266	53.17	53.17	0	0.00
<b>(2)</b>	<b>Foreign</b>							
(a)	Individuals (Non-Resident Individuals/Foreign Individuals)	0	0	0	0	0	0	0
(b)	Bodies Corporate	0	0	0	0	0	0	0
(c)	Institutions	0	0	0	0	0	0	0
(d)	Qualified Foreign Investor	0	0	0	0	0	0	0
(e)	Any Other (Total)	0	0	0	0.00	0.00	0	0.00
	<b>Sub-Total (A)(2)</b>	0	0	0	0.00	0.00	0	0.00
	<b>Total Shareholding of Promoter and Promoter Group (A) = (A)(1)+(A)(2)</b>	2	25775266	25775266	53.17	53.17	0	0.00
<b>(B)</b>	<b>Public shareholding<sup>3</sup></b>							
<b>(1)</b>	<b>Institutions</b>							
(a)	Mutual Funds/UTI	55	1282004	1282004	2.64	2.64	N.A.	N.A.
(b)	Financial Institutions/Banks	3	19266	19266	0.04	0.04	N.A.	N.A.
(c)	Central Government/State Government(s)	0	0	0	0.00	0.00	N.A.	N.A.
(d)	Venture Capital Funds	0	0	0	0.00	0.00	N.A.	N.A.
(e)	Insurance Companies	1	215608	215608	0.44	0.44	N.A.	N.A.



(f)	Foreign Institutional Investors	168	14237218	14237218	29.37	29.37	N.A.	N.A.
(g)	Foreign Venture Capital Investors	0	0	0	0.00	0.00	N.A.	N.A.
(h)	Qualified Foreign Investor	0	0	0	0.00	0.00	N.A.	N.A.
(i)	Any Other (Total)	0	0	0	0.00	0.00	N.A.	N.A.
	<b>Sub-Total (B)(1)</b>	227	15754096	15754096	32.50	32.50	N.A.	N.A.
	<b>(2) Non-Institutions</b>							
(a)	Bodies Corporate	845	1506402	1489102	3.11	3.11	N.A.	N.A.
(b)	Individuals - i. Individual Shareholders Holding Nominal Share Capital Up To >Rs. 1 Lakh.	32157	4572015	2914670	9.43	9.43	N.A.	N.A.
	Individuals - ii. Individual Shareholders Holding Nominal Share Capital In Excess Of Rs. 1 Lakh	25	522672	500006	1.08	1.08	N.A.	N.A.
(c)	Qualified Foreign Investor	0	0	0	0.00	0.00	N.A.	N.A.
(d)	Any Other (Total)	675	347351	345851	0.72	0.72	N.A.	N.A.
(d1)	Clearing Members	142	42690	42690	0.09	0.09	N.A.	N.A.
(d2)	Non Resident Indians	528	283259	281759	0.58	0.58	N.A.	N.A.
(d3)	Trusts	5	21402	21402	0.04	0.04	N.A.	N.A.
	<b>Sub-Total (B)(2)</b>	33702	6948440	5249629	14.33	14.33	N.A.	N.A.
	<b>Total Public Shareholding (B) = (B)(1)+(B)(2)</b>	33929	22702536	21003725	46.83	46.83	N.A.	N.A.
	<b>TOTAL (A)+(B)</b>	33931	48477802	46778991	100.00	100.00	0	0.00
(C)	Shares held by Custodians and against which Depository Receipts have been issued	0	0	0	N.A.	0.00	N.A.	N.A.
C1	Promoter and Promoter Group	0	0	0	N.A.	0	N.A.	N.A.
C2	Public	0	0	0	N.A.	0	N.A.	N.A.
	<b>GRAND TOTAL (A)+(B)+(C)</b>	33931	48477802	46778991	N.A.	100.00	0	0.00



**(I)(b) Statement showing Shareholding of persons belonging to the category "Promoter and Promoter Group"**

Sr. No.	Name of the shareholder	PAN of the Shareholder	Total Shares held		Shares pledged or otherwise encumbered			Details of warrants		Details of convertible securities		Total shares (including underlying shares assuming full conversion of warrants and convertible securities) as a % of diluted share capital (XIII)
			Number (IV)	as a % of grand total (A) + (B) + (C) (V)	Number (VI)	as a percentage (VII) = (VI) / (IV)*100	as a % of grand total (A) + (B) + (C) of sub-clause (I)(a) (VIII)	Number of warrants held (XI)	As a % total number of warrants of the same class (X)	Number of convertible securities held (XII)	As a % total number of convertible securities of the same class (XIII)	
1	Chief Secretary, J&K Govt.		24322598	50.17	0	0.00	0.00	0	0.00	0	0.00	0.00
2	Secretary Finance Deptt. J&K Govt.		1452668	3.00	0	0.00	0.00	0	0.00	0	0.00	0.00
	<b>TOTAL</b>		<b>25775266</b>	<b>53.17</b>	<b>0</b>	<b>0.00</b>	<b>0.00</b>	<b>0</b>	<b>0.00</b>	<b>0</b>	<b>0.00</b>	<b>0.00</b>

**(I)(c) Statement showing Shareholding of persons belonging to the category "Public" and holding more than 1% of the total number of shares**


Sr. No.	Name of the shareholder	PAN of the Shareholder	Number of shares	Shares as a percentage of total number of shares (i.e., Grand Total (A)+(B)+(C) indicated in Statement at para (I)(a) above)	Details of warrants		Details of convertible securities		Total shares (including underlying shares assuming full conversion of warrants and convertible securities) as a % of diluted
					Number of warrants held	As a % total number of warrants of the same class	Number of convertible securities held	% w.r.t total number of convertible securities of the same class	
1	ABERDEEN GLOBAL INDIAN EQUITY FUND MAURITIUS LIMITED		1718000	3.54	0	0	0	0	0
2	ROUTE ONE INVESTMENT COMPANY L.P A/C ROUTE		859357	1.77	0	0	0	0	0



	ONE FUND I L.P								
3	ROUTE ONE INVESTMENT COMPANY L.P A/C ROUTE ONE OFFSHORE MASTER FUND L.P		787333	1.62	0	0	0	0	0
4	MORGAN STANLEY ASIA (SINGAPORE) PTE		762607	1.57	0	0	0	0	0
5	FIDELITY INVESTMENT TRUST FIDELITY INTERNATIONAL DISCOVERY FUND		712706	1.47	0	0	0	0	0
6	WELLINGTON MANAGEMENT COMPANY, LLP A/C BAY POND MB		677194	1.40	0	0	0	0	0
7	ASACIA PARTNERS LP		500655	1.03	0	0	0	0	0
8	WELLINGTON MANAGEMENT COMPANY, LLP A/C BAY POND BMD MB		489877	1.01	0	0	0	0	0
	TOTAL		6507729	13.42	0	0.00	0	0.00	0

**1)(c) Statement showing Shareholding of persons belonging to the category "Public" and holding more than 5% of the total number of shares**

Sr. No.	Name of the shareholder	PAN of the Shareholder	Number of shares	Shares as a percentage of total number of shares (i.e., Grand Total (A)+(B)+(C) indicated in Statement at para (1)(a) above)	Details of warrants		Details of convertible securities		Total shares (including underlying shares assuming full conversion of warrants and convertible securities) as a % of diluted
					Number of warrants held	As a % total number of warrants of the same class	Number of convertible securities held	% w.r.t total number of convertible securities of the same class	
	TOTAL		0	0.00	0	0.00	0	0.00	0.00



**(I)(d) Statement showing details of locked-in shares**

Sr. No.	Name of the shareholder	PAN of the Shareholder	Number of locked-in shares	Locked-in shares as a percentage of total number of shares (i.e., Grand Total (A)+(B)+(C) Indicated in Statement at para (I)(a) above)
	TOTAL		0	0.00

**(II)(a) Statement showing details of Depository Receipts (DRs)**


Sr. No.	Type of outstanding DR (ADRs, GDRs, SDRs, etc.)	Number of outstanding DRs	Number of shares underlying outstanding DRs	Shares underlying outstanding DRs as a percentage of total number of shares (i.e., Grand Total (A)+(B)+(C) Indicated in Statement at para (I)(a) above)
	TOTAL	0	0	0.00

**(II)(b) Statement showing holding of Depository Receipts (DRs), where underlying shares held by 'promoter/promoter group' are in excess of 1% of the total number of shares**


Sr. No.	Name of the DR Holder	Type of outstanding DR (ADRs, GDRs, SDRs, etc.)	Number of shares underlying outstanding DRs	Shares underlying outstanding DRs as a percentage of total number of shares (i.e., Grand Total (A)+(B)+(C) Indicated in Statement at para (I)(a) above)
		TOTAL	0	0.00

**(III) (a) Statement showing the voting pattern of shareholders, if more than one class of shares/securities is issued by the issuer.**

Sr. no.	Category of shareholder	Number of Voting Rights held in each class of securities			Total Voting Rights (III+IV+V) (VI)	Total Voting Rights i.e. (VI)	
		Class X (III)	Class Y (IV)	Class Z (V)		As a percentage of (A+B) (VII)	As a percentage of (A+B+C) (VIII)
(A)	Promoter and Promoter Group <sup>2</sup>						
(1)	Indian						
(a)	Individuals/Hindu Undivided Family	0	0	0	0	0.00	0.00
(b)	Central Government/State Government(s)	0	0	0	0	0.00	0.00
(c)	Bodies Corporate	0	0	0	0	0.00	0.00
(d)	Financial Institutions/Banks	0	0	0	0	0.00	0.00
(e)	Any Other (Total)	0	0	0	0	0.00	0.00
	Sub-Total (A)(1)	0	0	0	0	0.00	0.00
(2)	Foreign						
(a)	Individuals (Non-Resident)	0	0	0	0	0.00	0.00



	Individuals/Foreign Individuals)						
(b)	Bodies Corporate	0	0	0	0	0.00	0.00
(c)	Institutions	0	0	0	0	0.00	0.00
(d)	Qualified Foreign Investor	0	0	0	0	0.00	0.00
(e)	Any Other (Total)	0	0	0	0	0.00	0.00
	<b>Sub-Total (A)(2)</b>	0	0	0	0	0.00	0.00
	<b>Total Shareholding of Promoter and Promoter Group (A)= (A)(1)+(A)(2)</b>	0	0	0	0	0.00	0.00
<b>(B)</b>	<b>Public shareholding</b>						
<b>(1)</b>	<b>Institutions</b>						
(a)	Mutual Funds/UTI	0	0	0	0	0.00	0.00
(b)	Financial Institutions/Banks	0	0	0	0	0.00	0.00
(c)	Central Government/State Government(s)	0	0	0	0	0.00	0.00
(d)	Venture Capital Funds	0	0	0	0	0.00	0.00
(e)	Insurance Companies	0	0	0	0	0.00	0.00
(f)	Foreign Institutional Investors	0	0	0	0	0.00	0.00
(g)	Foreign Venture Capital Investors	0	0	0	0	0.00	0.00
(h)	Qualified Foreign Investor	0	0	0	0	0.00	0.00
(h)	Any Other (Total)	0	0	0	0	0.00	0.00
	<b>Sub-Total (B)(1)</b>	0	0	0	0	0.00	0.00
<b>(2)</b>	<b>Non-institutions</b>						
(a)	Bodies Corporate	0	0	0	0	0.00	0.00
(b)	Individuals - i. Individual Shareholders Holding Nominal Share Capital Up To >Rs. 1 Lakh.	0	0	0	0	0.00	0.00
	Individuals - ii. Individual Shareholders Holding Nominal Share Capital In Excess Of Rs. 1 Lakh	0	0	0	0	0.00	0.00
(c)	Qualified Foreign Investor	0	0	0	0	0.00	0.00
(d)	Any Other (Total)	0	0	0	0	0.00	0.00
	<b>Sub-Total (B)(2)</b>	0	0	0	0	0.00	0.00
	<b>Total Public Shareholding (B)= (B)(1)+(B)(2)</b>	0	0	0	0	0.00	0.00
	<b>TOTAL (A)+(B)</b>	0	0	0	0	0.00	0.00
(C)	Shares held by Custodians and against which Depository Receipts have been issued	0	0	0	0	0.00	0.00
C1	Promoter and Promoter Group	0	0	0	0	0	0
C2	Public	0	0	0	0	0	0
	<b>GRAND TOTAL (A)+(B)+(C)</b>	0	0	0	0	0.00	0.00

  
 (Abdul Majid Bhat)  
 Company Secretary