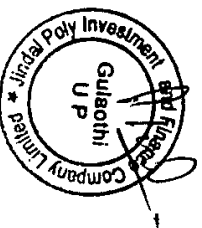
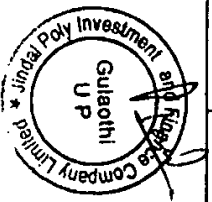


(1)(a) STATEMENT SHOWING SHAREHOLDING PATTERN IN CLAUSE-35


NAME OF THE COMPANY: JINDAL POLY INVESTMENT AND FINANCE COMPANY LIMITED		Name of the scrip: JIMPOLY INV	
SCRIP CODE:	536773		
Class of Security:	EQUITY SHARES		
QUARTER ENDED:	30/06/2014		
Partly paid-up shares	No. of partly paid-up shares	As a % of total no. of partly paid-up shares	As a % of total no. of shares of the Company.
Held by promoter/promoter group	0	0	0
Held by Public	0	0	0
Total:	0	0	0
Outstanding convertible securities:	No. of outstanding securities	As a % of total no. of outstanding convertible securities.	As a % of total no. of shares of the Company assuming full conversion of the convertible securities
Held by promoter/promoter group	0	0	0
Held by Public	0	0	0
Total:	0	0	0
Warrants:	No. of warrants	As a % of total no. of warrants	As a % of total no. of shares of the Company, assuming full conversion of warrants
Held by promoter/promoter group	0	0	0
Held by Public	0	0	0
Total:	0	0	0
Total paid-up capital of the Company, assuming full conversion of warrants and convertible securities	10511929	0	100.00



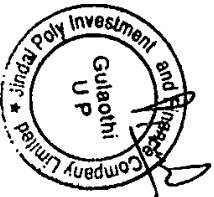
CATEGORY CODE	CATEGORY OF SHAREHOLDER	NO OF SHAREHOLDERS	TOTAL NUMBER OF SHARES	NO OF SHARES HELD IN DEMATERIALIZED FORM	% OF TOTAL NO OF SHARES		SHARES PLEDGE OR OTHERWISE ENCUMBERED	
					AS a PERCENTAGE of (A+B) (VI)	AS a PERCENTAGE of (A+B+C) (VII)		
(I)	(II) PROMOTER AND PROMOTER GROUP	(III)	(IV)	(V)	(VI)	(VII)	(VIII) NUMBER OF SHARES	(IX)=(VIII)/(IV)*100
(A)	INDIAN							
(1)	Individual /HUF							
(a)	Central Government/State Government(s)	3	328300	328300	3.12	3.12	0	0.00
(b)	Bodies Corporate	0	0	0	0.00	0.00	0	0.00
(c)	Financial Institutions / Banks	5	7516387	7516387	71.50	71.50	0	0.00
(d)	Others	0	0	0	0.00	0.00	0	0.00
(e)	Others	0	0	0	0.00	0.00	0	0.00
	Sub-Total A(1) :	8	7844687	7844687	74.63	74.63	0	0.00
(2)	FOREIGN							
(a)	Individuals (NRIs/Foreign Individuals)	0	0	0	0.00	0.00	0	0.00
(b)	Bodies Corporate	0	0	0	0.00	0.00	0	0.00
(c)	Institutions	0	0	0	0.00	0.00	0	0.00
(d)	Qualified Foreign Investor	0	0	0	0.00	0.00	0	0.00
(e)	Others	0	0	0	0.00	0.00	0	0.00
	Sub-Total A(2) :	0	0	0	0.00	0.00	0	0.00
	Total A=A(1)+A(2)	8	7844687	7844687	74.63	74.63	0	0.00
(B)	PUBLIC SHAREHOLDING							
(1)	INSTITUTIONS							




CATEGORY CODE	CATEGORY OF SHAREHOLDER	NO OF SHAREHOLDERS	TOTAL NUMBER OF SHARES	NO OF SHARES HELD IN DEMATERIALIZED FORM	% OF TOTAL NO OF SHARES		SHARES PLEDGE OR OTHERWISE ENCUMBERED	
					AS a PERCENTAGE of (A+B) (VI)	AS a PERCENTAGE of (A+B+C) (VII)		
(I)	(II)	(III)	(IV)	(V)	(VI)	(VII)	(VIII)	(IX) = (VIII)/(IV)*100
(a)	Mutual Funds /UTI	0	0	0	0.00	0.00		
(b)	Financial Institutions /Banks	3	221153	221153	2.10	2.10		
(c)	Central Government / State Government(s)	0	0	0	0.00	0.00		
(d)	Venture Capital Funds	0	0	0	0.00	0.00		
(e)	Insurance Companies	0	0	0	0.00	0.00		
(f)	Foreign Institutional Investors	22	290706	290706	2.77	2.77		
(g)	Foreign Venture Capital Investors	0	0	0	0.00	0.00		
(h)	Qualified Foreign Investor	0	0	0	0.00	0.00		
(i)	Others	0	0	0	0.00	0.00		
	Sub-Total B(1) :	25	511859	511859	4.87	4.87		
(2)	NON-INSTITUTIONS							
(a)	Bodies Corporate	555	534297	532297	5.08	5.08		
(b)	Individuals							
	(i) Individuals holding nominal share capital upto Rs.1 lakh	28228	1422667	1333942	13.53	13.53		
	(ii) Individuals holding nominal share capital in excess of Rs.1 lakh	7	125854	125854	1.20	1.20		
(c)	Others							
	NON RESIDENT INDIANS	341	65620	65270	0.62	0.62		
	CLEARING MEMBERS	50	6919	6919	0.07	0.07		



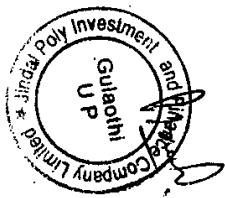
CATEGORY CODE	CATEGORY OF SHAREHOLDER	NO OF SHAREHOLDERS	TOTAL NUMBER OF SHARES	NO OF SHARES HELD IN DEMATERIALIZED FORM	% OF TOTAL NO OF SHARES		SHARES PLEDGE OR OTHERWISE ENCUMBERED	
					AS a PERCENTAGE of (A+B)	AS a PERCENTAGE of (A+B+C)		
(i)	(ii)	(iii)	(iv)	(v)	(vi)	(vii)	(viii)	(ix) = (viii)/(v)*100
(d)	TRUSTS	1	26	26	0.00	0.00		
	Qualified Foreign Investor	0	0	0	0.00	0.00		
	Sub-Total B(2) :	29182	2155383	2064308	20.50	20.50		
	Total B=B(1)+B(2) :	29207	2667242	2576167	25.37	25.37		
	Total (A+B) :	29215	10511929	10420854	100.00	100.00		
(C)	Shares held by custodians, against which Depository Receipts have been issued							
(1)	Promoter and Promoter Group							
(2)	Public	0	0	0	0.00	0.00		
	GRAND TOTAL (A+B+C) :	29215	10511929	10420854	100.00	0.00	0	0.00



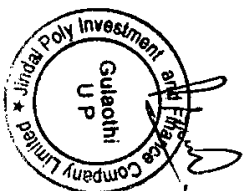
Statement showing holding of securities (including shares, warrants, convertible securities) of persons belonging to the category "Promoter and Promoter Group"													
(1)(b) Sr.No	Name of the Shareholder	Details of Shares held			Encumbered shares (*)			Details of Warrants			Details of convertible securities		Total Shares (including underlying shares assuming full conversion of warrants and convertible securities) as a % of diluted share capital
		No. of Shares held	As a % of grand total (A)+(B)+(C)	Pledge Shares	AS a percentage (VI)=(V)/(III)*100	As a % of grand total (A) + (B) + (C) of sub-clause (i)(a)	Number of warrants held	As a % total number of warrants of the same class	Number of convertible securities held	As a % total number of convertible securities of the same class	(XII)		
(i)	(ii)	(iii)	(iv)	(v)	(vi)=(v)/(iii)*100	(vii)	(viii)	(ix)	(x)	(xi)	(xii)	(xiii)	
1	SOYUZ TRADING COMPANY LIMITED	2962066	28.18	0	0.00	0.00	0	0.00	0	0.00		28.18	
2	JINDAL PHOTO INVESTMENTS LTD.	2862575	27.23	0	0.00	0.00	0	0.00	0	0.00		27.23	
3	RISHI TRADING COMPANY LTD	1249764	11.89	0	0.00	0.00	0	0.00	0	0.00		11.89	



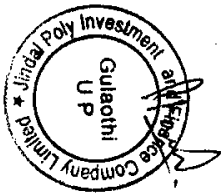
4	CONSOLIDATED FINVEST AND HOLDINGS LIMITED	380425	3.62	0	0.00	0.00	0	0.00	0	0.00	0	0.00	3.62
5	SHYAM SUNDER JINDAL	185800	1.77	0	0.00	0.00	0	0.00	0	0.00	0	0.00	1.77
6	AAKRITI JINDAL CONSOLIDATED PHOTO & FINVEST LTD.	112500	1.07	0	0.00	0.00	0	0.00	0	0.00	0	0.00	1.07
7	FINVEST LTD. BHAVESH JINDAL	61557	0.59	0	0.00	0.00	0	0.00	0	0.00	0	0.00	0.59
8	JINDAL	30000	0.29	0	0.00	0.00	0	0.00	0	0.00	0	0.00	0.29
	TOTAL :	7844687	74.63	0	0.00	0.00	0	0.00	0	0.00	0	0.00	74.63




(I)(c)(i)	Statement showing holding of securities (including shares, warrants, convertible securities) of persons belonging to the category "Public" and holding more than 1% of the total number of shares							
Sr.No.	Name of the shareholder	Number of shares held	Shares as a percentage of total number of shares (i.e., Grant total (A)+(B)+(C) indicated in Statement at para (i)(a) above)	Details of warrants		Details of convertible securities		Total shares (including underlying shares assuming full conversion of warrants and convertible securities) as a % of diluted share capital)
				Number of warrants held	As a % total number of warrants of the same class	Number of convertible securities held	% w.r.t total number of convertible securities of the same class	
1	GENERAL INSURANCE CORPORATION OF INDIA	175000	1.66	0	0.00	0	0.00	1.66
2	SANTOSH KUMAR KEJRIWAL SECURITIES PRIVATE LIMITED	171989	1.64	0	0.00	0	0.00	1.64
TOTAL :		346989	3.30	0	0.00	0	0.00	3.30



(i)(c)(iii)	Statement showing holding of securities (including shares, warrants, convertible securities) of persons (together with PAC) belonging to the category "Public" and holding more than 5% of the total number of shares of the company							
Sr.No.	Name(s) of the shareholder(s) and the Persons Acting in Concert (PAC) with them	Number of shares held	Shares as a percentage of total number of shares (i.e., Grant total (A)+(B)+(C) indicated in Statement at para (i)(a) above)	Details of warrants		Details of convertible securities		Total shares (including underlying shares assuming full conversion of warrants and convertible securities) as a % of diluted share capital)
				Number of warrants held	As a % total number of warrants of the same class	Number of convertible securities held	% w.r.t total number of convertible securities of the same class	
		0	0	0	0	0	0	0
	TOTAL :	0	0	0	0	0	0	0



STATEMENT SHOWING DETAILS OF LOCKED-IN SHARES"				
(i)(d)				
Sr.No.	Name of the shareholder	Number of locked-in shares	Locked-in shares as a (%) percentage of total number of shares (i.e, Grand Total (A)+(B)+(C) Indicated in Statement at para (i)(a) above)	Promoter/Promoter Group/Public
	TOTAL :	0	0	



STATEMENT SHOWING DETAILS OF DEPOSITORY RECEIPTS (DRS)			
(ii)(a)			
Sr.No.	Type of outstanding DR (ADRs,GDRs,SDRs,etc.)	Number of outstanding DRS	Number of shares underlying outstanding DRS
			Shares underlying outstanding DRs as a percentage of total number of shares (i.e., Grand Total (A)+(B)+(C) indicated in Statement at Para(i)(a) above)
	TOTAL :	0	0



(ii)(b)	Statement showing Holding of Depository Receipts (DRs), where underlying shares held by "Promoter/Promoter group" are in excess of 1% of the total number shares.			
Sr.No.	Name of the DR Holder	Type of outstanding DR (ADRs, GDRs, SDRs, etc.)	Number of shares underlying outstanding DRs	Shares underlying outstanding DRs as a percentage of total number of shares (i.e., Grand Total (A)+(B)+(C) indicated in Statement at para(i)(a) above)
TOTAL :			0	0

