



KNR Constructions Limited

Date: 7th July 2014

Ref: KNRCL/SD/2014/70 & 71 ^{ck}

To
Dept. of Corporate Services,
Bombay Stock Exchange Limited
P J Towers, Dalal Street,
Fort, MUMBAI - 400001

To
National Stock Exchange of India Limited
"Exchange Plaza",
Bandra Kurla Complex,
Bandra (E), MUMBAI - 400051

Fax: +91 - 22- 2272 2037 / 39 / 41
+91 22 2272 3121 / 3719 / 1557

Fax: +91- 22- 6641 8124 / 25 / 26
+91 22 2659 8237 / 38 ,
+91 22 2659 8347 / 48

Sir,

Sub: - Shareholding Pattern for the quarter ended 30th June 2014

Ref: - Clause 35 of Listing Agreement
KNR Constructions Limited,
BSE Code: 532942, NSE Symbol: KNRCON

With reference to the above please find attached Shareholding pattern of the Company for the Quarter ended 30th June 2014 as per Clause 35 of Listing Agreement.

This is for your information and records.

Yours truly,
for KNR Constructions Limited

M. V. VENKATA RAO
Company Secretary

(D)(a) Statement showing Shareholding Pattern

Name of the Company : KNR Constructions Limited

Script Code, Name of the scrip, class of security : KNRCON


As on Date : 30-Jun-2014

Partly paid-up shares	No. of partly paid-up shares	As a % of total no. of partly paid-up Shares	As a % of total no. of shares of the company
Held by promoter/promoter group	0	0	0
Held by public	0	0	0
Total	0	0	0
Outstanding convertible securities	No. of outstanding securities	As a % of total no. of outstanding convertible securities	As a % of total no. of shares of the company, assuming full conversion of the convertible securities
Held by promoter/promoter group	0	0	0
Held by public	0	0	0
Total	0	0	0
Warrants	No. of warrants	As a % of total no. of warrants	As a % of total no. of shares of the company, assuming full conversion of Warrants
Held by promoter/promoter group	0	0	0
Held by public	0	0	0
Total	0	0	0
Total paid-up capital of the company, assuming full conversion of warrants and convertible securities	0		




(I)(a) Statement showing Shareholding Pattern

Sr. no.	Category of shareholder (II)	Number of shareholders (III)	Total number of shares (IV)	Number of shares held in dematerialized form (V)	Total shareholding as a percentage of total number of shares		Shares Pledged or otherwise encumbered		
					As a percentage of (A+B) ¹ (VI)	As a percentage of (A+B+C) (VII)	Number of shares (VIII)	As a percentage (IX) = (VIII) / (IV) * 100	
(A)	Promoter and Promoter Group²								
(1)	Indian								
(a)	Individuals/Hindu Undivided Family	5	19726522	19726522	70.14	70.14	0	0.00	
(b)	Central Government/State Government(s)	0	0	0	0.00	0.00	0	0	
(c)	Bodies Corporate	0	0	0	0.00	0.00	0	0	
(d)	Financial Institutions/Banks	0	0	0	0.00	0.00	0	0	
(e)	Any Other (Total)	0	0	0	0.00	0.00	0	0	
	Sub-Total (A)(1)	5	19726522	19726522	70.14	70.14	0	0.00	
(2)	Foreign								
(a)	Individuals (Non-Resident Individuals/Foreign Individuals)	0	0	0	0	0	0	0	
(b)	Bodies Corporate	0	0	0	0	0	0	0	
(c)	Institutions	0	0	0	0	0	0	0	
(d)	Qualified Foreign Investor	0	0	0	0	0	0	0	
(e)	Any Other (Total)	0	0	0	0.00	0.00	0	0.00	
	Sub-Total (A)(2)	0	0	0	0.00	0.00	0	0.00	
	Total Shareholding of	5	19726522	19726522	70.14	70.14	0	0.00	



Promoter and Promoter Group (A)= (A)(1)+(A)(2)													
(B) Public shareholding³													
(1) Institutions													
(a) Mutual Funds/UTI	11	4240081	4240081	15.08	15.08	N.A.	N.A.	N.A.	N.A.				
(b) Financial Institutions/Banks	0	0	0	0.00	0.00	N.A.	N.A.	N.A.	N.A.				
(c) Central Government/State Government(s)	0	0	0	0.00	0.00	N.A.	N.A.	N.A.	N.A.				
(d) Venture Capital Funds	0	0	0	0.00	0.00	N.A.	N.A.	N.A.	N.A.				
(e) Insurance Companies	0	0	0	0.00	0.00	N.A.	N.A.	N.A.	N.A.				
(f) Foreign Institutional Investors	3	240000	240000	0.85	0.85	N.A.	N.A.	N.A.	N.A.				
(g) Foreign Venture Capital Investors	0	0	0	0.00	0.00	N.A.	N.A.	N.A.	N.A.				
(h) Qualified Foreign Investor	0	0	0	0.00	0.00	N.A.	N.A.	N.A.	N.A.				
(i) Any Other (Total)	0	0	0	0.00	0.00	N.A.	N.A.	N.A.	N.A.				
Sub-Total (B)(1)	14	4480081	4480081	15.93	15.93	N.A.	N.A.	N.A.	N.A.				
(2) Non-institutions													
(a) Bodies Corporate	199	1055546	1055546	3.75	3.75	N.A.	N.A.	N.A.	N.A.				
(b) Individuals - i. Individual Shareholders Holding Nominal Share Capital Up To >Rs. 1 Lakh.	5628	1251970	1251956	4.45	4.45	N.A.	N.A.	N.A.	N.A.				
Individuals - ii. Individual Shareholders Holding Nominal Share Capital In Excess Of Rs. 1 Lakh	20	1400690	1295690	4.98	4.98	N.A.	N.A.	N.A.	N.A.				
(c) Qualified Foreign Investor	0	0	0	0	0	N.A.	N.A.	N.A.	N.A.				
(d) Any Other (Total)	272	208651	208651	0.74	0.74	N.A.	N.A.	N.A.	N.A.				
(d1) Clearing Members	163	166208	166208	0.59	0.59	N.A.	N.A.	N.A.	N.A.				




(d2)	NRI Non Report	22	4809	4809	0.02	0.02	0.02	N.A.	N.A.	N.A.
(d3)	NRI Report	86	37364	37364	0.13	0.13	0.13	N.A.	N.A.	N.A.
(d4)	Office Bearer	1	270	270	0.00	0.00	0.00	N.A.	N.A.	N.A.
	Sub-Total (B)(2)	6119	3916857	3811843	13.93	13.93	13.93	N.A.	N.A.	N.A.
	Total Public Shareholding (B)= (B)(1)+(B)(2)	6133	8396938	8291924	29.86	29.86	29.86	N.A.	N.A.	N.A.
	TOTAL (A)+(B)	6138	28123460	28018446	100.00	100.00	100.00	0	0	0.00
(C)	Shares held by Custodians and against which Depository Receipts have been issued	0	0	0	N.A.	N.A.	0.00	N.A.	N.A.	N.A.
C1	Promoter and Promoter Group	0	0	0	N.A.	N.A.	0	N.A.	N.A.	N.A.
C2	Public	0	0	0	N.A.	N.A.	0	N.A.	N.A.	N.A.
	GRAND TOTAL (A)+(B)+(C)	6138	28123460	28018446	N.A.	N.A.	100.00	0	0	0.00



(I)(b) Statement showing Shareholding of persons belonging to the category "Promoter and Promoter Group"

Sr. No.	Name of the shareholder (II)	PAN of the Shareholder (III)	Total Shares held		Shares pledged or otherwise encumbered		Details of warrants		Details of convertible securities		Total shares (including underlying shares assuming full conversion of warrants and convertible securities) as a % of diluted share capital (XIII)
			Number (IV)	as a % of grand total (A) + (B) + (C) (V)	Number (VI)	as a percentage (VII) = (VI) / (IV) * 100 (VIII)	Number of warrants held (XI)	As a % total number of warrants of the same class (X)	Number of convertible securities held (XI)	As a % total number of convertible securities of the same class (XII)	
1	KAMIDI NARASIMHA REDDY	AEDPK2315K	11200000	39.82	0	0.00	0	0.00	0	0.00	0.00
2	JALANDHAR REDDY KAMIDI	AEMPK0219B	4685021	16.66	0	0.00	0	0.00	0	0.00	0.00
3	KAMIDI YASHODA	AKSPK2197A	2011501	7.15	0	0.00	0	0.00	0	0.00	0.00
4	MEREDDY RAJESH REDDY	AIEPR0573R	1800000	6.40	0	0.00	0	0.00	0	0.00	0.00
5	KRISHNA REDDY VERAMALLA	ADAPV1541Q	30000	0.11	0	0.00	0	0.00	0	0.00	0.00
	TOTAL		19726522	70.14	0	0.00	0	0.00	0	0.00	0.00



D(c) Statement showing Shareholding of persons belonging to the category "Public" and holding more than 1% of the total number of shares

Sr. No.	Name of the shareholder	PAN of the Shareholder	Number of shares	Shares as a percentage of total number of shares {i.e., Grand Total (A)+(B)+(C) indicated in Statement at para (I)(a) above}	Details of warrants		Details of convertible securities		Total shares (including underlying shares assuming full conversion of warrants and convertible securities) as a % of diluted
					Number of warrants held	As a % total number of warrants of the same class	Number of convertible securities held	% w.r.t total number of convertible securities of the same class	
1.	HDFC TRUSTEE COMPANY LTD - A/C HDFC MID - CAPOPPORTUNITIES FUND		2337797	8.31	0	0.00	0	0	0
2.	TATA TRUSTEE CO. LTD.A/C TATA MUTUAL FUND A/C TATA MID CAP GROWTH FUND	AAATT057 0A	1096000	3.90	0	0.00	0	0	0
3.	DSP BLACKROCK INDIA T.I.G.E.R. FUND	AAAJD043 0B	561292	2.00	0	0.00	0	0	0
4.	Raghu Trading And Investment Company (P) Ltd		348653	1.24	0	0.00	0	0	0
5.	Ajai Hari Dalmia	AADPD674 3J	344286	1.22	0	0.00	0	0	0
	TOTAL		4688028	16.67	0	0.00	0	0.00	0



D)(c) Statement showing Shareholding of persons belonging to the category "Public" and holding more than 5% of the total number of shares

Sr. No.	Name of the shareholder	PAN of the Shareholder	Number of shares	Shares as a percentage of total number of shares {i.e., Grand Total (A)+(B)+(C) indicated in Statement at para (I)(a) above}	Details of warrants		Details of convertible securities		Total shares (including underlying shares assuming full conversion of warrants and convertible securities) as a % of diluted
					Number of warrants held	As a % total number of warrants of the same class	Number of convertible securities held	% w.r.t total number of convertible securities of the same class	
1	HDFC TRUSTEE COMPANY LTD - A/C HDFC MID - CAPOPPORTUNITIES FUND		2337797	8.31	0	0.00	0	0.00	0.00
	TOTAL		2337797	8.31	0	0.00	0	0.00	0.00



(I)(d) Statement showing details of locked-in shares

Sr. No. of the shareholder	PAN of the Shareholder	Number of locked-in shares	Locked-in shares as a percentage of total number of shares {i.e., Grand Total (A)+(B)+(C) indicated in Statement at para (I)(a) above}
TOTAL		0	0.00

(II)(a) Statement showing details of Depository Receipts (DRs)

Sr. No.	Type of outstanding DR (ADRs, GDRs, SDRs, etc.)	Number of outstanding DRs	Number of shares underlying outstanding DRs	Shares underlying outstanding DRs as a percentage of total number of shares {i.e., Grand Total (A)+(B)+(C) indicated in Statement at para (I)(a) above}
TOTAL		0	0	0.00


(II)(b) Statement showing holding of Depository Receipts (DRs), where underlying shares held by 'promoter/promoter group' are in excess of 1% of the total number of shares

Sr. No.	Name of the DR Holder	Type of outstanding DR (ADRs, GDRs, SDRs, etc.)	Number of shares underlying outstanding DRs	Shares underlying outstanding DRs as a percentage of total number of shares {i.e., Grand Total (A)+(B)+(C) indicated in Statement at para (I)(a) above}
		TOTAL	0	0.00



(III) (a) Statement showing the voting pattern of shareholders, if more than one class of shares/securities is issued by the issuer.

Sr. no.	Category of shareholder (II)	Number of Voting Rights held in each class of securities			Total Voting Rights (III+IV+V) (VI)	Total Voting Rights i.e. (VI)	
		Class X (III)	Class Y (IV)	Class Z (V)		As a percentage of (A+B) (VII)	As a percentage of (A+B+C) (VIII)
(I) Promoter and Promoter Group²							
(1) Indian							
(a)	Individuals/Hindu Undivided Family	0	0	0	0	0.00	0.00
(b)	Central Government/State Government(s)	0	0	0	0	0.00	0.00
(c)	Bodies Corporate	0	0	0	0	0.00	0.00
(d)	Financial Institutions/Banks	0	0	0	0	0.00	0.00
(e)	Any Other (Total)	0	0	0	0	0.00	0.00
	Sub-Total (A)(1)	0	0	0	0	0.00	0.00
(2) Foreign							
(a)	Individuals (Non-Resident Individuals/Foreign Individuals)	0	0	0	0	0.00	0.00
(b)	Bodies Corporate	0	0	0	0	0.00	0.00
(c)	Institutions	0	0	0	0	0.00	0.00
(d)	Qualified Foreign Investor	0	0	0	0	0.00	0.00
(e)	Any Other (Total)	0	0	0	0	0.00	0.00
	Sub-Total (A)(2)	0	0	0	0	0.00	0.00
	Total Shareholding of Promoter and Promoter Group (A) = (A)(1)+(A)(2)	0	0	0	0	0.00	0.00
(B) Public shareholding							
(1) Institutions							
(a)	Mutual Funds/UTI	0	0	0	0	0.00	0.00
(b)	Financial Institutions/Banks	0	0	0	0	0.00	0.00
(c)	Central Government/State Government(s)	0	0	0	0	0.00	0.00
(d)	Venture Capital Funds	0	0	0	0	0.00	0.00
(e)	Insurance Companies	0	0	0	0	0.00	0.00



(f)	Foreign Institutional Investors	0	0	0	0	0	0	0.00	0.00
(g)	Foreign Venture Capital Investors	0	0	0	0	0	0	0.00	0.00
(h)	Qualified Foreign Investor	0	0	0	0	0	0	0.00	0.00
(h)	Any Other (Total)	0	0	0	0	0	0	0.00	0.00
	Sub-Total (B)(1)	0	0	0	0	0	0	0.00	0.00
(2)	Non-institutions								
(a)	Bodies Corporate	0	0	0	0	0	0	0.00	0.00
(b)	Individuals - i. Individual Shareholders Holding Nominal Share Capital Up To >Rs. 1 Lakh.	0	0	0	0	0	0	0.00	0.00
	Individuals - ii. Individual Shareholders Holding Nominal Share Capital In Excess Of Rs. 1 Lakh	0	0	0	0	0	0	0.00	0.00
(c)	Qualified Foreign Investor	0	0	0	0	0	0	0.00	0.00
(d)	Any Other (Total)	0	0	0	0	0	0	0.00	0.00
	Sub-Total (B)(2)	0	0	0	0	0	0	0.00	0.00
	Total Public Shareholding (B) = (B)(1)+(B)(2)	0	0	0	0	0	0	0.00	0.00
	TOTAL (A)+(B)	0	0	0	0	0	0	0.00	0.00
(C)	Shares held by Custodians and against which Depository Receipts have been issued	0	0	0	0	0	0	0.00	0.00
C1	Promoter and Promoter Group	0	0	0	0	0	0	0	0
C2	Public	0	0	0	0	0	0	0	0
	GRAND TOTAL (A)+(B)+(C)	0	0	0	0	0	0	0.00	0.00

