

| Introductory sub-table (I)(a)  |                              |  |  |
|--|------------------------------|--|--|
| Name of the Company: KELLTON TECH SOLUTIONS LIMITED  |                              |  |  |
| Scrip Code, Name of the scrip, class of security: 519602, KELLTON TECH SOLUTIONS LIMITED, EQUITY             |                              |  |  |
| Quarter ended: 30/06/2014  |                              |  |  |
| Partly paid-up shares:-  | No. of partly paid-up shares | As a % of total no. of partly paid-up shares | As a % of total no. of shares of the company |
| Held by promoter/promoter group  |                              |  |  |
| Held by public   |                              |  |  |
| <b>Total</b>   | <b>0</b>                     |  |  |
| As a % of total no. of shares of the company, assuming full conversion of the convertible securities         |                              |  |  |
| Outstanding convertible securities:- No. of outstanding securities   |                              |  |  |
| Held by promoter/promoter group  |                              |  |  |
| Held by public   |                              |  |  |
| <b>Total</b>   | <b>0</b>                     |  |  |
| As a % of total no. of shares of the company, assuming full conversion of warrants                           |                              |  |  |
| Warrants:-   |                              |  |  |
| Held by promoter/promoter group  | 1451556                      | 76.34  | 3.35   |
| Held by public   | 450000                       | 23.66  | 1.04   |
| <b>Total</b>   | <b>1901556</b>               | <b>100</b>                                   | <b>4.39</b>                                  |
| <b>Total paid-up capital of the company, assuming full conversion of warrants and convertible securities</b> |                              |  |  |

41387544

For KELLTON TECH SOLUTIONS LIMITED


Director

**Statement Showing Shareholding Pattern**

|               |  | Table (I)(a)           |                        |  |  |                            | Shares Pledged or otherwise encumbered |   |  |
|---------------|--|------------------------|------------------------|--|--|----------------------------|--|---|--|
| Category code | Category of Shareholder                                      | Number of Shareholders | Total number of shares | Number of shares held in dematerialized form | Total shareholding as a percentage of total number of shares |                            | Number of shares                       | As a percentage of (IX)=(VIII)/(IV)*100 |  |
|               |  |                        |                        |  | As a percentage of (A+B) <sup>1</sup>                        | As a percentage of (A+B+C) |  |   |  |
| (I)           | (II)   | (III)                  | (IV)                   | (V)  | (VI)   | (VII)                      | (VIII)                                 | (IX)                                    |  |
| (A)           | Shareholding of Promoter and Indian                          |                        |                        |  |  |                            |  |   |  |
| 1             |  |                        |                        |  |  |                            |  |   |  |
| (a)           | Individuals/ Hindu Undivided Family                          | 3                      | 942,776                | 942,776                                      | 2.28   | 2.28                       | -                                      | -                                       |  |
| (b)           | Central Government/ State Government(s)                      | -                      | -                      | -  | -  | -                          | -                                      | -                                       |  |
| (c)           | Bodies Corporate   | 2                      | 24,634,394             | 24,634,394                                   | 59.52  | 59.52                      | -                                      | -                                       |  |
| (d)           | Financial Institutions/ Banks                                | -                      | -                      | -  | -  | -                          | -                                      | -                                       |  |
| (e)           | Any Others(Specify)  | -                      | -                      | -  | -  | -                          | -                                      | -                                       |  |
| (e-i)         |  |                        |                        |  |  |                            |  |   |  |
| (e-ii)        |  |                        |                        |  |  |                            |  |   |  |
|               | <b>Sub Total(A)(1)</b>                                       | <b>5</b>               | <b>25,577,170</b>      | <b>25,577,170</b>                            | <b>61.80</b>   | <b>61.80</b>               | <b>-</b>                               | <b>-</b>                                |  |
| 2             | <b>Foreign</b>   |                        |                        |  |  |                            |  |   |  |
| a             | Individuals (Non-Residents Individuals/ Foreign Individuals) | -                      | -                      | -  | -  | -                          | -                                      | -                                       |  |
| b             | Bodies Corporate   | -                      | -                      | -  | -  | -                          | -                                      | -                                       |  |
| c             | Institutions   | -                      | -                      | -  | -  | -                          | -                                      | -                                       |  |
| d             | Qualified Foreign Investor                                   | -                      | -                      | -  | -  | -                          | -                                      | -                                       |  |
| e             | Any Others(Specify)  | -                      | -                      | -  | -  | -                          | -                                      | -                                       |  |
| e-i           |  | -                      | -                      | -  | -  | -                          | -                                      | -                                       |  |
| e-ii          |  | -                      | -                      | -  | -  | -                          | -                                      | -                                       |  |
|               | <b>Sub Total(A)(2)</b>                                       | <b>-</b>               | <b>-</b>               | <b>-</b>                                     | <b>-</b>   | <b>-</b>                   | <b>-</b>                               | <b>-</b>                                |  |
|               | <b>Total Shareholding of Promoter and Institutions</b>       | <b>5</b>               | <b>25,577,170</b>      | <b>25,577,170</b>                            | <b>61.80</b>   | <b>61.80</b>               | <b>-</b>                               | <b>-</b>                                |  |
| (B)           | Public shareholding  |                        |                        |  |  |                            |  |   |  |
| 1             | Institutions   |                        |                        |  |  |                            |  |   |  |

For KELLTON TECH SOLUTIONS LIMITED

Director



|            |  |       |            |            |        |        |        |      |   |   |   |   |
|------------|--|-------|------------|------------|--------|--------|--------|------|---|---|---|---|
| (a)        | Mutual Funds/ UTI  | -     | -          | -          | -      | -      | -      | -    | - | - | - | - |
| (b)        | Financial Institutions / Banks   | -     | -          | -          | -      | -      | -      | -    | - | - | - | - |
| (c)        | Central Government/ State Government(s)  | -     | -          | -          | -      | -      | -      | -    | - | - | - | - |
| (d)        | Venture Capital Funds  | -     | -          | -          | -      | -      | -      | -    | - | - | - | - |
| (e)        | Insurance Companies  | -     | -          | -          | -      | -      | -      | -    | - | - | - | - |
| (f)        | Foreign Institutional Investors  | -     | -          | -          | -      | -      | -      | -    | - | - | - | - |
| (g)        | Foreign Venture Capital Investors  | -     | -          | -          | -      | -      | -      | -    | - | - | - | - |
| (h)        | Qualified Foreign Investor   | -     | -          | -          | -      | -      | -      | -    | - | - | - | - |
| (i)        | Any Other (specify)  | -     | -          | -          | -      | -      | -      | -    | - | - | - | - |
| (i-i)      |  | -     | -          | -          | -      | -      | -      | -    | - | - | - | - |
| (i-ii)     |  | -     | -          | -          | -      | -      | -      | -    | - | - | - | - |
|            | Sub-Total (B)(1)   | -     | -          | -          | -      | -      | -      | -    | - | - | - | - |
| <b>B 2</b> | <b>Non-institutions</b>  |       |            |            |        |        |        |      |   |   |   |   |
| (a)        | Bodies Corporate   | 73    | 3,540,463  | 2,650,963  | 8.55   | 8.55   | -      | -    | - | - | - | - |
| (b)        | Individuals  |       |            |            |        |        |        |      |   |   |   |   |
| I          | Individuals -i. Individual shareholders holding nominal share capital up to Rs. 1 lakh | 3,352 | 2,335,053  | 1,966,053  | 5.64   | 5.64   | 59,966 | 0.14 |   |   |   |   |
| II         | ii. Individual shareholders holding nominal share capital in excess of Rs. 1 lakh.     | 76    | 9,317,252  | 8,817,208  | 22.51  | 22.51  | 2,200  | 0.01 |   |   |   |   |
| (c)        | Qualified Foreign Investor   | -     | -          | -          | -      | -      | -      | -    | - | - | - | - |
| (d)        | Any Other (specify)  | -     | -          | -          | -      | -      | -      | -    | - | - | - | - |
| (d-i)      | NRI  | 7     | 614,109    | 614,109    | 1.48   | 1.48   | -      | -    | - | - | - | - |
| (d-ii)     | Clearing Members   | 9     | 3,497      | 3,497      | 0.01   | 0.01   | -      | -    | - | - | - | - |
|            | Sub-Total (B)(2)   | 3,517 | 15,810,374 | 14,051,830 | 38.20  | 38.20  | 62,166 | 0.15 |   |   |   |   |
| (B)        | Total Public Shareholding (B)= (B)(1)+(B)(2)   | 3,517 | 15,810,374 | 14,051,830 | 38.20  | 38.20  | 62,166 | 0.15 |   |   |   |   |
|            | TOTAL (A)+(B)  | 3,522 | 41,387,544 | 39,629,000 | 100.00 | 100.00 | 62,166 | 0.15 |   |   |   |   |
| (C)        | Shares held by Custodians and against which Depository Receipts have been issued       |       |            |            |        |        |        |      |   |   |   |   |
| 1          | Promoter and Promoter Group  | -     | -          | -          | -      | -      | -      | -    | - | - | - | - |
| 2          | Public   | -     | -          | -          | -      | -      | -      | -    | - | - | - | - |
|            | Sub-Total (C)  | -     | -          | -          | -      | -      | -      | -    | - | - | - | - |
|            | GRAND TOTAL (A)+(B)+(C)  | 3,522 | 41,387,544 | 39,629,000 | 100.00 | 100.00 | 62,166 | 0.15 |   |   |   |   |


For KELLTON TECH SOLUTIONS LIMITED



Director

| Sr.No | Notes  |
|-------|--|
| 1     | 7800000 Warrants of Rs 15 each , Convertible into Equity Shares of Rs 5 each at premium of Rs 10 per warrant . |
| 2     | Out of 7800000 warrants 5898444 converted into equity shares , which are pending for listing.                  |
| 3     |  |
| 4     |  |
| 5     |  |
| 6     |  |
| 7     |  |
| 8     |  |
| 9     |  |

For KELLTON TECH SOLUTIONS LIMITED

  
Director

(D)(b) Statement showing holding of securities (including shares, warrants, convertible securities) of persons belonging to the category "Promoter and Promoter Group"

| Sr. No. | Name of the shareholder           | Details of Shares held         |  | Encumbered shares (*)<br>As a percentage<br>No. | As a % of<br>grand total<br>(A)+(B)+(C)<br>of sub-clause<br>(D)(a) | Details of warrants               |   | Details of convertible securities            |   | Total shares      |
|---------|-----------------------------------|--------------------------------|--|---|--|-----------------------------------|---|--|---|-------------------|
|         |                                   | Number of shares held<br>(III) | As a % of grand total<br>(A) + (B) + (C)<br>(IV) |   |  | Number of warrants held<br>(VIII) | As a % total number of warrants of the same class<br>(IX) | Number of convertible securities held<br>(X) | As a % total number of convertible securities of the same class<br>(XI) |                   |
| 1       | Mamie Finvest Pvt Ltd             | 20134394                       | 48.65  | (VI)=(III)/(IV)*100<br>0.00                     | (VII)<br>0.00  | (VIII)<br>1451556.00              | (IX)<br>18.61   | (X)<br>0.00                                  | (XI)<br>0.00  | (XII)<br>20134394 |
| 2       | Kellton Wealth Management Pvt Ltd | 4500000                        | 10.87  | 0.00  | 0.00   | 0.00                              | 0.00  | 0.00   | 0.00  | 4500000           |
| 3       | Sreevidya Chintam                 | 451388                         | 1.09   | 0.00  | 0.00   | 0.00                              | 0.00  | 0.00   | 0.00  | 451388            |
| 4       | Chintam Krishna Reddy             | 451388                         | 1.09   | 0.00  | 0.00   | 0.00                              | 0.00  | 0.00   | 0.00  | 451388            |
| 5       | Mohana Reddy Chintam              | 40000                          | 0.10   | 0.00  | 0.00   | 0.00                              | 0.00  | 0.00   | 0.00  | 40000             |
|         | <b>TOTAL</b>                      | <b>25577170</b>                | <b>61.80</b>                                     | <b>0.00</b>                                     | <b>0.00</b>  | <b>1451556</b>                    | <b>18.6097</b>  | <b>3.51</b>                                  | <b>0.00</b>   | <b>25577170</b>   |

(\*) The term "encumbrance" has the same meaning as assigned to it in regulation 28(3) of the SAST Regulations, 2011

For KELLTON TECH SOLUTIONS LIMITED.

Director

(D)(c)(i) Statement showing holding of securities (including shares, warrants, convertible securities) of persons belonging to the category "Public" and holding more than 1% of the total number of shares

| Sr. No.      | Name of the shareholder      | Number of shares held | Shares as a percentage of total number of shares {i.e., Grand Total (A)+(B)+(C) indicated in Statement at para (D)(a) above} | Details of warrants     |   | Details of convertible securities     |  | Total shares (including underlying shares assuming full conversion of warrants and convertible securities) as a % of diluted share capital |
|--------------|------------------------------|-----------------------|--|-------------------------|---|---------------------------------------|--|--|
|              |                              |                       |  | Number of warrants held | As a % total number of warrants of the same class | Number of convertible securities held | % w.r.t total number of convertible securities of the same class |  |
| 1            | Bhavani Sana Reddy           | 1721046               | 4.16   | 0.00                    | 0.00  | 0.00                                  | 0.00   | 4.16   |
| 2            | B. Venatkeswar Rao           | 750000                | 1.81   | 0.00                    | 0.00  | 0.00                                  | 0.00   | 1.81   |
| 3            | I Jayabharath Reddy          | 750000                | 1.81   | 0.00                    | 0.00  | 0.00                                  | 0.00   | 1.81   |
| 4            | Udayan K Mandavia            | 704273                | 1.70   | 0.00                    | 0.00  | 0.00                                  | 0.00   | 1.70   |
| 5            | Ashish Kumar                 | 646731                | 1.56   | 0.00                    | 0.00  | 0.00                                  | 0.00   | 1.56   |
| 6            | Venkat Homes Private Limited | 500000                | 1.21   | 0.00                    | 0.00  | 0.00                                  | 0.00   | 1.21   |
| <b>TOTAL</b> |                              | <b>5072050.00</b>     | <b>11.05</b>   | <b>0.00</b>             | <b>0.00</b>                                       | <b>0.00</b>                           | <b>0.00</b>  | <b>11.05</b>   |

For KELLTON TECH SOLUTIONS LIMITED

Director

(D)(c)(ii) Statement showing holding of securities (including shares, warrants, convertible securities) of persons (together with PAC) belonging to the category "Public" and holding more than 5% of the total number of shares of the company

| Sr. No.      | Name(s) of the shareholder(s) and the Persons Acting in Concert (PAC) with them | Number of shares | Shares as a percentage of total number of shares<br>{i.e., Grand Total (A)+(B)+(C) indicated in Statement at para (1)(a) above} | Details of warrants |   | Details of convertible securities     |  | Total shares (including underlying shares assuming full conversion of warrants and convertible securities) as a % of diluted share capital |
|--------------|---|------------------|---|---------------------|---|---------------------------------------|--|--|
|              |   |                  |   | Number of warrants  | As a % total number of warrants of the same class | Number of convertible securities held | % w.r.t total number of convertible securities of the same class |  |
| 1            | -   | -                | -   | -                   | -   | -                                     | -  | -  |
| 2            | -   | -                | -   | -                   | -   | -                                     | -  | -  |
| 3            | -   | -                | -   | -                   | -   | -                                     | -  | -  |
| 4            | -   | -                | -   | -                   | -   | -                                     | -  | -  |
| 5            | -   | -                | -   | -                   | -   | -                                     | -  | -  |
| 6            | -   | -                | -   | -                   | -   | -                                     | -  | -  |
| 7            | -   | -                | -   | -                   | -   | -                                     | -  | -  |
| 8            | -   | -                | -   | -                   | -   | -                                     | -  | -  |
| 9            | -   | -                | -   | -                   | -   | -                                     | -  | -  |
| 10           | -   | -                | -   | -                   | -   | -                                     | -  | -  |
|              |   |                  |   |                     |   |                                       |  |  |
|              |   |                  |   |                     |   |                                       |  |  |
|              |   |                  |   |                     |   |                                       |  |  |
|              |   |                  |   |                     |   |                                       |  |  |
|              |   |                  |   |                     |   |                                       |  |  |
|              |   |                  |   |                     |   |                                       |  |  |
|              |   |                  |   |                     |   |                                       |  |  |
|              |   |                  |   |                     |   |                                       |  |  |
|              |   |                  |   |                     |   |                                       |  |  |
| <b>TOTAL</b> |   |                  |   |                     |   |                                       |  |  |

For KELLTON TECH SOLUTIONS LIMITED



Director

(D)(d) Statement showing details of locked-in shares

| Sr. No       | Name of the shareholder                   | Number of locked-in shares | Locked-in shares as a percentage of total number of shares {i.e., Grand Total (A)+(B)+(C) indicated in Statement at para (D)(a) above} |
|--------------|---|----------------------------|--|
| 1            | Matric Finvest Pvt Ltd                    | 20134394                   | 48.65  |
| 2            | Kellton Wealth Management Private Limited | 4500000                    | 10.87  |
| 3            | Venkata Soma Sekhara Reddy                | 600000                     | 1.45   |
| <b>TOTAL</b> |   | <b>25234394</b>            | <b>60.97</b>   |

For KELLTON TECH SOLUTIONS LIMITED

Director




(II)(a) Statement showing details of Depository Receipts (DRs)

| Sr. No.      | Type of outstanding DR<br>(ADRs, GDRs, SDRs, etc.) | Number of outstanding<br>DRs | Number of shares<br>underlying outstanding DRs | Shares underlying outstanding DRs as a<br>percentage of total number of shares<br>{i.e., Grand Total (A)+(B)+(C) indicated<br>in Statement at para (I)(a) above} |
|--------------|--|------------------------------|--|--|
| 1            | -  | -                            | -  | -  |
| 2            | -  | -                            | -  | -  |
| 3            | -  | -                            | -  | -  |
| 4            | -  | -                            | -  | -  |
| 5            | -  | -                            | -  | -  |
| 6            | -  | -                            | -  | -  |
| 7            | -  | -                            | -  | -  |
| 8            | -  | -                            | -  | -  |
| 9            | -  | -                            | -  | -  |
| <b>TOTAL</b> |  |                              |  |  |

(II)(b) Statement showing holding of Depository Receipts (DRs), where underlying shares held by "promoter/promoter group" are in excess of 1% of the total number of shares

| Sr. No.      | Name of the DR Holder | Type of outstanding DR (ADRs, GDRs, SDRs, etc.) | Number of shares underlying outstanding DRs | Shares underlying outstanding DRs as a percentage of total number of shares {i.e., Grand Total (A)+(B)+(C) indicated in Statement at para (I)(a) above} |
|--------------|-----------------------|---|---|---|
| 1            |                       |   | -   | -   |
| 2            |                       |   | -   | -   |
| 3            |                       |   | -   | -   |
| 4            |                       |   | -   | -   |
| 5            |                       |   | -   | -   |
| 6            |                       |   | -   | -   |
| 7            |                       |   | -   | -   |
| 8            |                       |   | -   | -   |
| 9            |                       |   | -   | -   |
| <b>TOTAL</b> |                       |   | -   | -   |

For KELLTON TECH SOLUTIONS LIMITED



Director

**(1)(b) Statement showing holding of securities (including shares, warrants, convertible securities) of persons belonging to the category "Promoter and Promoter Group"**

| Sr. No.      | Name of the shareholder           | Details of Shares held |                                       | Encumbered shares (*) |                      | Details of warrants     |   | Details of                            |   | Total shares    |
|--------------|-----------------------------------|------------------------|---------------------------------------|-----------------------|----------------------|-------------------------|---|---------------------------------------|---|-----------------|
|              |                                   | Number of shares held  | As a % of grand total (A) + (B) + (C) | No.                   | As a percentage      | Number of warrants held | As a % total number of warrants of the same class | Number of convertible securities held | As a % total number of convertible securities of the same class |                 |
|              | (I)                               | (II)                   | (IV)                                  | (V)                   | (VI) = (V)/(III)*100 | (VII)                   | (IX)  | (X)                                   | (XI)  | (XII)           |
| 1            | Matnic Finvest Pvt Ltd            | 20134394               | 48.65                                 | 0.00                  | 0.00                 | 1451556                 | 76.34   | 0.00                                  | 0.00  | 20134394        |
| 2            | Kellton Wealth Management Pvt Ltd | 4500000                | 10.87                                 | 0.00                  | 0.00                 | 0.00                    | 0.00  | 0.00                                  | 0.00  | 4500000         |
| 3            | Sreevidya Chintam                 | 451388                 | 1.09                                  | 0.00                  | 0.00                 | 0.00                    | 0.00  | 0.00                                  | 0.00  | 451388          |
| 4            | Chintam Krishna Reddy             | 451388                 | 1.09                                  | 0.00                  | 0.00                 | 0.00                    | 0.00  | 0.00                                  | 0.00  | 451388          |
| 5            | Mohana Reddy Chintam              | 40000                  | 0.10                                  | 0.00                  | 0.00                 | 0.00                    | 0.00  | 0.00                                  | 0.00  | 40000           |
| <b>TOTAL</b> |                                   | <b>25577170</b>        | <b>61.80</b>                          | <b>0.00</b>           | <b>0.00</b>          | <b>1451556</b>          | <b>76.3352</b>                                    | <b>3.51</b>                           | <b>0.00</b>   | <b>25577170</b> |

(\*) The term "encumbrance" has the same meaning as assigned to it in regulation 28(3) of the SAST Regulations, 2011

For KELLTON TECH SOLUTIONS LIMITED

Director