



Creation, not Construction

To,  
The Assistant Manager,  
National Stock Exchange of India Limited  
Listing Department, 'Exchange Plaza',  
Bandra Kurla Complex, Bandra (East),  
Mumbai - 400051

To,  
The General Manager,  
Bombay Stock Exchange Limited,  
Corporate Relationship Department, 1<sup>st</sup> floor,  
Phiroze Jeejeebhoy Towers, Dalal Street,  
Mumbai - 400001

July 07, 2014

**Sub: Shareholding pattern for the quarter ended on June 30, 2014.**

**Ref: BSE Code and Scrip Code: 9624 and 532924  
NSE Symbol and Series: KOLTEPATIL and EQ**

Dear Sir/Madam,

Pursuant to clause 35 of the Listing Agreement, please find enclosed herewith copy of the shareholding pattern of the Company for the quarter ended on June 30, 2014.


This is for your information and record, please.

Kindly acknowledge the receipt of the same.

Thanking you,

For Kolte-Patil Developers Limited


**Vinod Patil  
Company Secretary & Compliance Officer**



Encl: As above


**KOLTE-PATIL DEVELOPERS LTD.**

Introductory sub-table (I)(a)			
Name of the Company: Kolte-Patil Developers Limited			
Scrip code: 532924, Name of the scrip: KOLTEPATIL, class of security: Equity Shares			
Quarter ended: June 30, 2014			
<b>Partly paid-up shares:-</b>	<b>No. of partly paid-up shares</b>	<b>As a % of total no. of partly paid-up shares</b>	<b>As a % of total no. of shares of the company</b>
Held by promoter/promoter group	0	0.00	0.00
Held by public	0	0.00	0.00
<b>Total - D</b>	<b>0</b>	<b>0.00</b>	<b>0.00</b>
<b>Outstanding convertible securities:-</b>	<b>No. of outstanding securities</b>	<b>As a % of total no. of outstanding convertible securities</b>	<b>As a % of total no. of shares of the company, assuming full conversion of the convertible securities</b>
Held by promoter/promoter group	0	0.00	0.00
Held by public	0	0.00	0.00
<b>Total - E</b>	<b>0</b>	<b>0.00</b>	<b>0.00</b>
<b>Warrants:-</b>	<b>No. of warrants</b>	<b>As a % of total no. of warrants</b>	<b>As a % of total no. of shares of the company, assuming full conversion of warrants</b>
Held by promoter/promoter group	0	0.00	0.00
Held by public	0	0.00	0.00
<b>Total - F</b>	<b>0</b>	<b>0.00</b>	<b>0.00</b>
<b>Total paid-up capital of the company, assuming full conversion of warrants and convertible securities (A+B+C)+D+E+F)</b>	<b>75774909</b>		<b>100.00</b>




**Statement Showing Shareholding Pattern**


Category code	Category of Shareholder	Number of Shareholders	Table (I)(a)		Total shareholding as a percentage of total number of shares		Shares Pledged or otherwise encumbered	
			Total number of shares	Number of shares held in dematerialized form	As a percentage of (A+B) <sup>1</sup>	As a percentage of (A+B+C)	Number of shares	As a percentage
(I)	(II)	(III)	(IV)	(V)	(VI)	(VII)	(VIII)	(IX)
<b>(A)</b>	<b>Shareholding of Promoter and Promoter Group<sup>2</sup></b>							
<b>1</b>	<b>Indian</b>							
(a)	Individuals/ Hindu Undivided Family	7	56479095	56479095	74.5354	74.5354	0	0.00
(b)	Central Government/ State Government(s)	0	0	0	0.0000	0.0000	0	0.00
(c)	Bodies Corporate	0	0	0	0.0000	0.0000	0	0.00
(d)	Financial Institutions/ Banks	0	0	0	0.0000	0.0000	0	0.00
(e)	Any Others(Specify)	0	0	0	0.0000	0.0000	0	0.00
	<b>Sub Total(A)(1)</b>	<b>7</b>	<b>56479095</b>	<b>56479095</b>	<b>74.5354</b>	<b>74.5354</b>	<b>0</b>	<b>0.00</b>
<b>2</b>	<b>Foreign</b>							
a	Individuals (Non-Residents Individuals/Foreign Individuals)	0	0	0	0.0000	0.0000	0	0.00
b	Bodies Corporate	0	0	0	0.0000	0.0000	0	0.00
c	Institutions	0	0	0	0.0000	0.0000	0	0.00
d	Qualified Foreign Investor	0	0	0	0.0000	0.0000	0	0.00
e	Any Others(Specify)	0	0	0	0.0000	0.0000	0	0.00
	<b>Sub Total(A)(2)</b>	<b>0</b>	<b>0</b>	<b>0</b>	<b>0.0000</b>	<b>0.0000</b>	<b>0</b>	<b>0.00</b>
	<b>Total Shareholding of Promoter and Promoter Group (A)= (A)(1)+(A)(2)</b>	<b>7</b>	<b>56479095</b>	<b>56479095</b>	<b>74.5354</b>	<b>74.5354</b>	<b>0</b>	<b>0.00</b>
<b>(B)</b>	<b>Public shareholding</b>							
<b>1</b>	<b>Institutions</b>							
(a)	Mutual Funds/UTI	5	393177	393177	0.5189	0.5189	0	0.00
(b)	Financial Institutions/Banks	4	74991	74991	0.0990	0.0990	0	0.00
(c)	Central Government/State Government(s)	0	0	0	0.0000	0.0000	0	0.00
(d)	Venture Capital Funds	0	0	0	0.0000	0.0000	0	0.00
(e)	Insurance Companies	0	0	0	0.0000	0.0000	0	0.00
(f)	Foreign Institutional Investors	10	3542730	3542730	4.6753	4.6753	0	0.00
(g)	Qualified Foreign Investor	0	0	0	0.0000	0.0000	0	0.00
(h)	Foreign Venture Capital Investors	0	0	0	0.0000	0.0000	0	0.00
(i)	Any Other (specify)	0	0	0	0.0000	0.0000	0	0.00
	<b>Sub-Total (B)(1)</b>	<b>19</b>	<b>4010898</b>	<b>4010898</b>	<b>5.2932</b>	<b>5.2932</b>	<b>0</b>	<b>0.00</b>
<b>B 2</b>	<b>Non-institutions</b>							
(a)	Bodies Corporate	573	2943100	2943100	3.8840	3.8840	0	0.00
(b)	Individuals							



I	Individuals -i. Individual shareholders holding nominal share capital up to Rs 1 lakh	49262	5704063	5703556	7.5276	7.5276	0	0.00
II	ii. Individual shareholders holding nominal share capital in excess of Rs. 1 lakh.	57	3685911	3685911	4.8643	4.8643	0	0.00
(c)	Qualified Foreign Investor	0	0	0	0.0000	0.0000	0	0.00
(d)	Any Other (specify)							
(d-i)	Clearing Member	130	117531	117531	0.1551	0.1551	0	0.00
(d-ii)	NRIs	314	2709083	2709083	3.5752	3.5752	0	0.00
(d-iii)	Trusts	4	2788	2788	0.0037	0.0037	0	0.00
(d-iv)	Employees	61	122440	122440	0.1616	0.1616	0	0.00
	<b>Sub-Total (B)(2)</b>	<b>50401</b>	<b>15284916</b>	<b>15284409</b>	<b>20.1715</b>	<b>20.1715</b>	<b>0</b>	<b>0.00</b>
(B)	<b>Total Public Shareholding (B)=(B)(1)+(B)(2)</b>	<b>50420</b>	<b>19295814</b>	<b>19295307</b>	<b>25.4647</b>	<b>25.4647</b>	<b>0</b>	<b>0.00</b>
	<b>TOTAL (A)+(B)</b>	<b>50427</b>	<b>75774909</b>	<b>75774402</b>	<b>100.00</b>	<b>100.00</b>	<b>0</b>	<b>0.00</b>
(C)	Shares held by Custodians and against which Depository Receipts have been issued							
1	Promoter and Promoter Group	0	0	0	0.0000	0.0000	0	0.00
2	Public	0	0	0	0.0000	0.0000	0	0.00
	<b>Sub-Total (C)</b>	<b>0</b>	<b>0</b>	<b>0</b>	<b>0.0000</b>	<b>0.0000</b>	<b>0</b>	<b>0.00</b>
	<b>GRAND TOTAL (A)+(B)+(C)</b>	<b>50427</b>	<b>75774909</b>	<b>75774402</b>	<b>100.00</b>	<b>100.00</b>	<b>0</b>	<b>0.00</b>




Sr.No	Notes
1	NA
2	
3	
4	
5	
6	
7	
8	
9	



**(I)(b) Statement showing holding of securities (including shares, warrants, convertible securities) of persons belonging to the category "Promoter and Promoter Group"**

Sr. No.	Name of the shareholder	Details of Shares held		Encumbered shares (*)			Details of warrants		Details of convertible securities		Total shares (including underlying shares assuming full conversion of warrants and convertible securities) as a % of diluted share capital
		Number of shares held	As a % of grand total (A)+(B)+ (C)	No.	As a percentage	As a % of grand total (A)+(B)+(C) of sub-clause (I)(a)	Number of warrants held	As a % total number of warrants of the same class	Number of convertible securities held	As a % total number of convertible securities of the same class	
(I)	(II)	(III)	(IV)	(V)	(VI)=(V)/(III)*100	(VII)	(VIII)	(IX)	(X)	(XI)	(XII)
1	Rajesh Patil	15486031	20.4369	0	0.00	0.00	0	0.00	0	0.00	0
2	Naresh Patil	14949148	19.7284	0	0.00	0.00	0	0.00	0	0.00	0
3	Milind Kolte	6442156	8.5017	0	0.00	0.00	0	0.00	0	0.00	0
4	Sunita Patil	7021861	9.2667	0	0.00	0.00	0	0.00	0	0.00	0
5	Vandana Patil	7039319	9.2898	0	0.00	0.00	0	0.00	0	0.00	0
6	Sunita Kolte	5539553	7.3105	0	0.00	0.00	0	0.00	0	0.00	0
7	Ankita Patil	1027	0.0014	0	0.00	0.00	0	0.00	0	0.00	0
	<b>Total</b>	<b>56479095</b>	<b>74.5354</b>	<b>0</b>	<b>0.00</b>	<b>0.00</b>	<b>0</b>	<b>0.00</b>	<b>0</b>	<b>0.00</b>	<b>0</b>




(l)(c)(i) Statement showing holding of securities (including shares, warrants, convertible securities) of persons belonging to the category "Public" and holding more than 1% of the total number of shares

Sr. No.	Name of the shareholder	Number of shares held	Shares as a percentage of total number of shares (i.e., Grand Total (A)+(B)+(C) indicated in Statement at para (l)(a) above)	Details of warrants		Details of convertible securities		Total shares (including underlying shares assuming full conversion of warrants and convertible securities) as a % of diluted share capital
				Number of warrants held	As a % total number of warrants of the same class	Number of convertible securities held	% w.r.t total number of convertible securities of the same class	
1	Rameshkumar S. Goenka	1814000	2.3939	0	0.00	0	0.00	0
2	Goldman Sachs India Fund Limited	1457203	1.9231	0	0.00	0	0.00	0
	<b>Total</b>	<b>3271203</b>	<b>4.3170</b>	<b>0</b>	<b>0.00</b>	<b>0</b>	<b>0.00</b>	<b>0</b>

(l)(c)(ii) Statement showing holding of securities (including shares, warrants, convertible securities) of persons (together with PAC belonging to the category "Public" and holding more than 5% of the total number of shares of the company

Sr. No.	Name(s) of the shareholder(s) and the Persons Acting in Concert (PAC) with them	Number of shares	Shares as a percentage of total number of shares (i.e., Grand Total (A)+(B)+(C) indicated in Statement at para (l)(a) above)	Details of warrants		Details of convertible securities		Total shares (including underlying shares assuming full conversion of warrants and convertible securities) as a % of diluted share capital
				Number of warrants	As a % total number of warrants of the same class	Number of convertible securities held	% w.r.t total number of convertible securities of the same class	
1	NA	0	0.00	0	0.00	0	0.00	0
	<b>Total</b>	<b>0</b>	<b>0.00</b>	<b>0</b>	<b>0.00</b>	<b>0</b>	<b>0.00</b>	<b>0</b>



**(l)(c)(ii) Statement showing holding of securities (including shares, warrants, convertible securities) of persons (together with PAC belonging to the category "Public" and holding more than 5% of the total number of shares of the company**


Sr. No.	Name(s) of the shareholder(s) and the Persons Acting in Concert (PAC) with them	Number of shares	Shares as a percentage of total number of shares (i.e., Grand Total (A)+(B)+(C) indicated in Statement at para (l)(a) above}	Details of warrants		Details of convertible		Total shares (including underlying shares assuming full conversion of warrants and convertible securities) as a % of diluted share capital
				Number of warrants	As a % total number of warrants of the same class	Number of convertible securities held	% w.r.t total number of convertible securities of the same class	
1	NA	0	0.00	0	0.00	0	0.00	0
	<b>Total</b>	<b>0</b>	<b>0.00</b>	<b>0</b>	<b>0.00</b>	<b>0</b>	<b>0.00</b>	<b>0</b>





**(l)(d) Statement showing details of locked-in shares**

Sr. No.	Name of the shareholder	Number of locked in shares	Locked-in shares as a percentage of total number of shares (i.e., Grand Total (A)+(B)+(C) indicated in Statement at para (l)(a) above)
1	NA	0	0.00'
	Total	0	0.00



**(II)(a) Statement showing details of Depository Receipts (DRs)**

Sr. No.	Type of outstanding DR (ADRs, GDRs, SDRs, etc.)	Number of outstanding DRs	Number of shares underlying outstanding DRs	Shares underlying outstanding DRs as a percentage of total number of shares {i.e., Grand Total (A)+(B)+(C) indicated in Statement at para (I)(a) above}
1	NA	0	0	0.00
	<b>Total</b>	0	0	0.00

**(II)(b) Statement showing holding of Depository Receipts (DRs), where underlying shares held by "Promoter/promoter group" are in excess of 1% of the total number of shares**

Sr. No.	Name of the DR Holder	Type of outstanding DR (ADRs, GDRs, SDRs, etc.)	Number of shares underlying outstanding DRs	Shares underlying outstanding DRs as a percentage of total number of shares {i.e., Grand Total (A)+(B)+(C) indicated in Statement at para (I)(a) above}
1	NA	0	0	0.00
	<b>Total</b>	0	0	0.00

