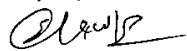


Introductory sub-table (I)(a)

Name of the Company : LANDMARK PROPERTY DEVELOPMENT COMPANY LIMITED			
Scrip Code : 533012			
Name of the scrip : LPDC			
Class of security : EQUITY			
Quarter ended : 30.06.2014			
Partly paid-up shares:-			
	No. of partly paid-up shares	As a % of total no. of partly paid-up shares	As a % of total no. of shares of the company
Held by promoter/promoter group	0	0.00	0.00
Held by public	0	0.00	0.00
Total	0	0.00	0.00
Outstanding convertible securities:-			
	No. of outstanding securities	As a % of total no. of outstanding convertible securities	As a % of total no. of shares of the company, assuming full conversion of the convertible securities
Held by promoter/promoter group	0	0.00	0.00
Held by public	0	0.00	0.00
Total	0	0.00	0.00
Warrants:-			
	No. of warrants	As a % of total no. of warrants	As a % of total no. of shares of the company, assuming full conversion of warrants
Held by promoter/promoter group	0	0.00	0.00
Held by public	0	0.00	0.00
Total	0	0.00	0.00
Total paid-up capital of the company, assuming full conversion of warrants and convertible securities		Rs.134143160/- (134143160 shares of Re.1/- each)	

**For Landmark Property Development
Company Limited**



Company Secretary

Statement Showing Shareholding Pattern

Category code	Category of Shareholder	Table (I)(a)					Shares Pledged or otherwise encumbered	
		Number of Shareholders	Total number of shares	Number of shares held in dematerialized form	Total shareholding as a percentage of total number of shares		Number of shares	As a percentage
					As a percentage of (A+B) ¹	As a percentage of (A+B+C)		
(I)	(II)	(III)	(IV)	(V)	(VI)	(VII)	(VIII)	(IX)= (VIII)/(IV)*100
(A)	Shareholding of Promoter and Promoter Group²							
1	Indian						N.A	N.A
(a)	Individuals/ Hindu Undivided Family	4	6569424	6569424	4.90	4.90		
(b)	Central Government/ State Government(s)							
(c)	Bodies Corporate							
(d)	Financial Institutions/ Banks							
(e)	Any Other(Specify)							
(e-i)	Trust-I	1	62124	62124	0.05	0.05		
(e-ii)	Trust-II	4	72740911	72740911	54.23	54.23		
	Sub Total(A)(1)	9	79372459	79372459	59.17	59.17	0	0.00
2	Foreign							
(a)	Individuals (Non-Residents Individuals/ Foreign Individuals)	1	7062930	7062930	5.27	5.27		
(b)	Bodies Corporate							
(c)	Institutions							
(d)	Qualified Foreign Investor							
(e)	Any Others(Specify)							
(e-i)								
(e-ii)								
	Sub Total(A)(2)	1	7062930	7062930	5.27	5.27	0	0.00
	Total Shareholding of Promoter and Promoter Group (A)= (A)(1)+(A)(2)	10	86435389	86435389	64.44	64.44	0	0.00
(B)	Public shareholding						N.A	N.A
1	Institutions							
(a)	Mutual Funds/ UTI	1	54000	0	0.04	0.04		
(b)	Financial Institutions Banks	21	186600	83565	0.14	0.14		
(c)	Central Government/ State Government(s)							
(d)	Venture Capital Funds							
(e)	Insurance Companies							
(f)	Foreign Institutional Investors	1	900	0	0.00	0.00		
(g)	Foreign Venture Capital Investors							
(h)	Qualified Foreign Investor							
(i)	Any Other (specify)							
(i-i)								
(i-ii)								
	Sub-Total (B)(1)	23	241500	83565	0.18	0.18	0	0.00

**For Landmark Property Development
Company Limited**

[Signature]
Company Secretary

B 2	Non-institutions						N.A	N.A
(a)	Bodies Corporate	337	18088527	18059220	13.48	13.48		
(b)	Individuals							
I	i. Individual shareholders holding nominal share capital up to Rs 1 lakh	15692	20923835	17893313	15.60	15.60		
II	ii. Individual shareholders holding nominal share capital in excess of Rs. 1 lakh.	15	6524419	6133489	4.86	4.86		
(c)	Qualified Foreign Investor							
(d)	Any Other (specify)							
(d-i)	NR1	123	869239	852704	0.65	0.65		
(d-ii)	Foreign National	26	40380	0	0.03	0.03		
(d-iii)	Clearing Member	60	171495	171495	0.13	0.13		
(d-iv)	Unclaimed Suspense Account	1	848376	848376	0.63	0.63		
	Sub-Total (B)(2)	16254	47466271	43958597	35.38	35.38	0	0.00
(B)	Total Public Shareholding (B)= (B)(1)+(B)(2)	16277	47707771	44042162	35.56	35.56	0	0.00
	TOTAL (A)+(B)	16287	134143160	130477551	100.00	100.00	0	0.00
(C)	Shares held by Custodians and against which Depository Receipts have been issued							
1	Promoter and Promoter Group							
2	Public							
	Sub-Total (C)	0	0	0	0.00	0.00	0	0.00
	GRAND TOTAL (A)+(B)+(C)	16287	134143160	130477551	100.00	100.00	0	0.00

For Landmark Property Development
Company Limited

[Signature]

Company Secretary

(10b) Statement showing holdings of securities (including shares, warrants, convertible securities) of persons belonging to the category "Promoter and Promoter Group"

Sr. No.	Name of the shareholder	Details of Shares held		Encumbered shares (*)			Details of warrants		Details of convertible securities		Total shares (including underlying shares assuming full conversion of warrants and convertible securities) as a % of diluted share capital
		Number of shares held	As a % of grand total (A)+(B)+(C)	No.	As a percentage	As a % of grand total (A)+(B)+(C) of sub-clause (I)(a)	Number of warrants held	As a % total number of warrants of the same	Number of convertible securities held	As a % total number of convertible securities of the same	
(i)	(ii)	(iii)	(iv)	(v)	(vi)=(v)/(iii)*100	(vii)	(viii)	(ix)	(x)	(xi)	(xii)
1	Shri Mridu Hari Dalmia	7,062,930	5.27	0	0.00	0.00	0	0.00	0	0.00	5.27
2	Mridu Hari Dalmia Parivar Trust (*)	72,740,911	54.23	0	0.00	0.00	0	0.00	0	0.00	54.23
3	Smt Abha Dalmia	5,887,803	4.39	0	0.00	0.00	0	0.00	0	0.00	4.39
4	Dalmia Traders and Investors	0	0.00	0	0.00	0.00	0	0.00	0	0.00	0.00
5	Shri V.H Dalmia	0	0.00	0	0.00	0.00	0	0.00	0	0.00	0.00
6	Shri N.H Dalmia	0	0.00	0	0.00	0.00	0	0.00	0	0.00	0.00
7	Shri J.H Dalmia	0	0.00	0	0.00	0.00	0	0.00	0	0.00	0.00
8	Shri A.H Dalmia	0	0.00	0	0.00	0.00	0	0.00	0	0.00	0.00
9	Shri Y.H Dalmia	0	0.00	0	0.00	0.00	0	0.00	0	0.00	0.00
10	Shri R.H Dalmia	0	0.00	0	0.00	0.00	0	0.00	0	0.00	0.00
11	Smt. Uma Kejriwal	0	0.00	0	0.00	0.00	0	0.00	0	0.00	0.00
12	Smt. Usha Devi Jhunjhunwala	174,999	0.13	0	0.00	0.00	0	0.00	0	0.00	0.13
13	Shri Gaurav Dalmia	174,999	0.13	0	0.00	0.00	0	0.00	0	0.00	0.13
14	Smt. Kanupriya Sinha	0	0.00	0	0.00	0.00	0	0.00	0	0.00	0.00
15	Mridu Hari Dalmia (HUF)	0	0.00	0	0.00	0.00	0	0.00	0	0.00	0.00
16	Gaurav Dalmia (HUF)	0	0.00	0	0.00	0.00	0	0.00	0	0.00	0.00
17	Smt. Sharmila Dalmia	0	0.00	0	0.00	0.00	0	0.00	0	0.00	0.00
18	Sharmila Dalmia Parivar Trust	0	0.00	0	0.00	0.00	0	0.00	0	0.00	0.00
19	Kim.Devanshi Dalmia	0	0.00	0	0.00	0.00	0	0.00	0	0.00	0.00
20	Kim.Aaravpriya Dalmia	0	0.00	0	0.00	0.00	0	0.00	0	0.00	0.00
21	Mrs. Arvaman Hari Dalmia	0	0.00	0	0.00	0.00	0	0.00	0	0.00	0.00
22	Devanshi Trust	0	0.00	0	0.00	0.00	0	0.00	0	0.00	0.00
23	Arvaman Hari Trust	0	0.00	0	0.00	0.00	0	0.00	0	0.00	0.00
24	Aarava Priva Trust	0	0.00	0	0.00	0.00	0	0.00	0	0.00	0.00
25	Kanupriya Trust Two	0	0.00	0	0.00	0.00	0	0.00	0	0.00	0.00
26	Kanupriya Parivar Trust	0	0.00	0	0.00	0.00	0	0.00	0	0.00	0.00
27	Gaurav Dalmia (HUF)	331,623	0.25	0	0.00	0.00	0	0.00	0	0.00	0.25
28	Sumanta Trust	62,124	0.05	0	0.00	0.00	0	0.00	0	0.00	0.05
29	M/s. Svrnik Services Pvt. Ltd	0	0.00	0	0.00	0.00	0	0.00	0	0.00	0.00
30	M/s. Hari Machines Ltd	0	0.00	0	0.00	0.00	0	0.00	0	0.00	0.00
31	M/s. National Svnilities Ltd	0	0.00	0	0.00	0.00	0	0.00	0	0.00	0.00
32	M/s First Capital India Ltd	0	0.00	0	0.00	0.00	0	0.00	0	0.00	0.00
33	M/s. OCL India Ltd	0	0.00	0	0.00	0.00	0	0.00	0	0.00	0.00
34	M/s. Dapal Investments Pvt. Ltd	0	0.00	0	0.00	0.00	0	0.00	0	0.00	0.00
	TOTAL	86,435,389	64.44	0	0.00	0.00	0	0.00	0	0.00	64.44
	Total Paid up Capital (Nos.)	134,143,160	100.00	0	0.00	0.00	0	0.00	0	0.00	100.00

(Note : *) More than one folio clubbed

(*) This is to inform that no part of promoter holding has been encumbered in terms of regulation 31 of the SEBI SAST Regulations, 2011.

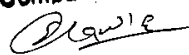
**For Landmark Property Development
Company Limited**
[Signature]
Company Secretary

(4)

(1)(c)(i) Statement showing holding of securities (including shares, warrants, convertible securities) of persons belonging to the category "Public" and holding more than 1% of the total number of shares

Sr. No.	Name of the shareholder	Number of shares held	Shares as a percentage of total number of shares (i.e., Grand Total (A)+(B)+(C) indicated in Statement at para (1)(a) above)	Details of warrants		Details of convertible securities		Total shares (including underlying shares assuming full conversion of warrants and convertible securities) as a % of diluted share capital
				Number of warrants held	As a % total number of warrants of the same class	Number of convertible securities held	% w.r.t total number of convertible securities of the same class	
1	Dharti Investments and Holdings Limited	10522899	7.84	0	0.00	0	0.00	7.84
2	Yugalshree Tonics and Foods Pvt. Ltd.	1739651	1.30	0	0.00	0	0.00	1.30
3	Urban Infrastructure Holdings Pvt. Ltd.	1539824	1.15	0	0.00	0	0.00	1.15
4	Ankit Jain	1400800	1.04	0	0.00	0	0.00	1.04
5	Harsh Jain	1400800	1.04	0	0.00	0	0.00	1.04
	TOTAL	16603974	12.38	0	0.00	0	0.00	12.38

For Landmark Property Development
Company Limited



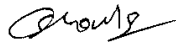
Company Secretary

(II)(a) Statement showing details of Depository Receipts (DRs)

Sr. No.	Type of outstanding DR (ADRs, GDRs, SDRs, etc.)	Number of outstanding DRs	Number of shares underlying outstanding DRs	Shares underlying outstanding DRs as a percentage of total number of shares (i.e., Grand Total (A)+(B)+(C) indicated in Statement at para (I)(a) above)
I	N.A.	N.A.		0.00
TOTAL		0	0	0.00

For Landmark Property Development

Company Limited



Company Secretary

(II)(b) Statement showing holding of Depository Receipts (DRs), where underlying shares held by "promoter/promoter group" are in excess of 1% of the total number of shares

Sr. No.	Name of the DR Holder	Type of outstanding DR (ADRs, GDRs, SDRs, etc.)	Number of shares underlying outstanding DRs	Shares underlying outstanding DRs as a percentage of total number of shares {i.e., Grand Total (A)+(B)+(C) indicated in Statement at para (I)(a) above}
1	N.A	N.A		0.00
TOTAL			0	0.00

**For Landmark Property Development
Company Limited**
(Signature)
Company Secretary