

(1)(a) STATEMENT SHOWING SHAREHOLDING PATTERN IN CLAUSE-35

NAME OF THE COMPANY: MSP STEEL & POWER LIMITED		Name of the Scrip: MSP STEEL & POWER LIMITED	
SCRIP CODE:	532650		
Class of Security:	Equity		
QUARTER ENDED:	30/06/2014		
Partly paid-up shares		As a % of total no. of partly paid-up shares	As a % of total no. of shares of the Company.
Held by promoter/promoter group		0	0
Held by Public		0	0
Total:		0	0
Outstanding convertible securities:			As a % of total no. of shares of the Company assuming full conversion of the convertible securities
Held by promoter/promoter group		0	0
Held by Public		0	0
Total:		0	0
Warrants:			As a % of total no. of shares of the Company, assuming full conversion of warrants
Held by promoter/promoter group		0	0
Held by Public		0	0
Total:		0	0
Total paid-up capital of the Company, assuming full conversion of warrants and convertible securities		88,100,000	100.00

MSP STEEL & POWER LTD.

Company Secretary

CATEGORY CODE	CATEGORY OF SHAREHOLDER	NO OF SHAREHOLDERS (iii)	TOTAL NUMBER OF SHARES (iv)	NO OF SHARES HELD IN DEMATERIALIZED FORM (v)	TOTAL SHAREHOLDING AS A % OF TOTAL NO OF SHARES			SHARES PLEDGE OR OTHERWISE ENCUMBERED	
					AS % PERCENTAGE OF (A+B) (vi)	AS % PERCENTAGE OF (A+B+C) (vii)	NUMBER OF SHARES (viii)	AS % PERCENTAGE OF (IX)/(VIII)/(VII)*100 (ix)	
(A)	PROMOTER AND PROMOTER GROUP								
(1)	INDIAN								
(a)	Individual / HUF	12	2,303,240	2,303,240	2.61	2.61	0	0.00	0.00
(b)	Central Government/State Government(s)	0	0	0	0.00	0.00	0	0.00	0.00
(c)	Bodies Corporate	15	61,040,260	61,040,260	69.29	69.29	0	0.00	0.00
(d)	Financial Institutions / Banks	0	0	0	0.00	0.00	0	0.00	0.00
(e)	Others	0	0	0	0.00	0.00	0	0.00	0.00
	Sub-Total A(1) :	27	63,343,500	63,343,500	71.90	71.90	0	0.00	0.00
(2)	FOREIGN								
(a)	Individuals (NRIs/Foreign Individuals)	0	0	0	0.00	0.00	0	0.00	0.00
(b)	Bodies Corporate	0	0	0	0.00	0.00	0	0.00	0.00
(c)	Institutions	0	0	0	0.00	0.00	0	0.00	0.00
(d)	Qualified Foreign Investor	0	0	0	0.00	0.00	0	0.00	0.00
(e)	Others	0	0	0	0.00	0.00	0	0.00	0.00
	Sub-Total A(2) :	0	0	0	0.00	0.00	0	0.00	0.00
	Total A=(A1)+A(2)	27	63,343,500	63,343,500	71.90	71.90	0	0.00	0.00
(B)	PUBLIC SHAREHOLDING								
(1)	INSTITUTIONS								
(a)	Mutual Funds/UTI	0	0	0	0.00	0.00	0	0.00	0.00
(b)	Financial Institutions/Banks	1	254,990	254,990	0.29	0.29	0	0.00	0.00
(c)	Central Government / State Government(s)	0	0	0	0.00	0.00	0	0.00	0.00
(d)	Venture Capital Funds	0	0	0	0.00	0.00	0	0.00	0.00
(e)	Insurance Companies	0	0	0	0.00	0.00	0	0.00	0.00
(f)	Foreign Institutional Investors	0	0	0	0.00	0.00	0	0.00	0.00
(g)	Foreign Venture Capital Investors	0	0	0	0.00	0.00	0	0.00	0.00
(h)	Qualified Foreign Investor	0	0	0	0.00	0.00	0	0.00	0.00
(i)	Others	0	0	0	0.00	0.00	0	0.00	0.00
	Sub-Total B(1) :	1	254,990	254,990	0.29	0.29	0	0.00	0.00
(2)	NON-INSTITUTIONS								
(a)	Bodies Corporate	350	17,880,112	17,880,112	20.30	20.30	0	0.00	0.00
(b)	Individuals								
	(i) Individuals holding nominal share capital upto Rs.1 lakh	10,868	4,661,887	4,649,982	5.29	5.29	0	0.00	0.00
	(ii) Individuals holding nominal share capital in excess of Rs.1 lakh	56	1,784,587	1,733,187	2.03	2.03	0	0.00	0.00
(c)	Others	106	154,426	154,426	0.18	0.18	0	0.00	0.00
	NON RESIDENT INDIANS	32	20,498	20,498	0.02	0.02	0	0.00	0.00
	CLEARING MEMBERS	0	0	0	0.00	0.00	0	0.00	0.00
	Qualified Foreign Investor	0	0	0	0.00	0.00	0	0.00	0.00
	Sub-Total B(2) :	11,412	24,501,510	24,438,205	27.81	27.81	0	0.00	0.00
	Total B=(B1)+B(2) :	11,413	24,756,500	24,693,195	28.10	28.10	0	0.00	0.00
	Total (A+B) :	11,440	88,100,000	88,036,695	100.00	100.00	0	0.00	0.00
(C)	Shares held by custodians, against which Depository receipts have been issued								
(1)	Promoter and Promoter Group	0	0	0	0.00	0.00	0	0.00	0.00
(2)	Public	0	0	0	0.00	0.00	0	0.00	0.00
	GRAND TOTAL (A+B+C) :	11,440	88,100,000	88,036,695	100	100	0	0.00	0.00

MSP STEEL & POWER LTD.

[Signature]
Company Secretary

Statement showing holding of securities (including shares, warrants, convertible securities) of persons belonging to the category "Promoter and Promoter Group"													
Sr.No	Name of the Shareholder	Details of Shares held			Encumbered shares (*)			Details of Warrants			Details of convertible securities		Total Shares (including underlying shares assuming full conversion of warrants and convertible securities) as a % of diluted share capital
		No. of Shares held (i)(i)	As a % of grand total (A)+(B)+(C) (i)(iv)	Pledge Shares (v)	AS a percentage (VI)=(V)/(i)(i)*100 (vi)(a)	AS a % of grand total (A) + (B) + (C) of sub-clause (i)(a) (vi)(b)	Number of warrants held (viii)	As a % total number of warrants of the same class (ix)	Number of convertible securities held (x)	As a % total number of convertible securities of the same class (xi)	(xii)		
1	MSP SPONGE IRON (P) LTD	24,736,500	28.08	0	0.00	0.00	0	0.00	0	0.00	0	0.00	28.08
2	ADHUNIK GASES LTD.	5,554,000	6.30	0	0.00	0.00	0	0.00	0	0.00	0	0.00	6.30
3	MSP INFOTECH PVT LTD	4,430,000	5.03	0	0.00	0.00	0	0.00	0	0.00	0	0.00	5.03
4	ILEX PRIVATE LIMITED	4,115,000	4.67	0	0.00	0.00	0	0.00	0	0.00	0	0.00	4.67
5	B S CONFIN PVT. LTD.	3,550,000	4.01	0	0.00	0.00	0	0.00	0	0.00	0	0.00	4.01
6	HIGH TIME HOLDINGS PVT. LTD.	3,025,000	3.43	0	0.00	0.00	0	0.00	0	0.00	0	0.00	3.43
7	MSP INFOTECH PVT. LTD.	2,799,760	3.18	0	0.00	0.00	0	0.00	0	0.00	0	0.00	3.18
8	EMERALD TRADELINK PVT. LTD.	2,500,000	2.84	0	0.00	0.00	0	0.00	0	0.00	0	0.00	2.84
9	RAINATH VYAPAAR PRIVATE LIMITED	2,500,000	2.84	0	0.00	0.00	0	0.00	0	0.00	0	0.00	2.84
10	AA ESS TRADELINKS PVT. LTD.	1,900,000	2.16	0	0.00	0.00	0	0.00	0	0.00	0	0.00	2.16
11	DEXO TRADING PVT. LTD.	1,575,000	1.79	0	0.00	0.00	0	0.00	0	0.00	0	0.00	1.79
12	K. C. TEXOPINE PVT. LTD.	1,215,000	1.38	0	0.00	0.00	0	0.00	0	0.00	0	0.00	1.38
13	SIKHAR COMMODTRADE PVT.LTD.	1,160,000	1.32	0	0.00	0.00	0	0.00	0	0.00	0	0.00	1.32
14	RAJ SECURITIES LTD.	1,000,000	1.14	0	0.00	0.00	0	0.00	0	0.00	0	0.00	1.14
15	LARIGO INVESTMENT PRIVATE LIMITED	1,000,000	1.14	0	0.00	0.00	0	0.00	0	0.00	0	0.00	1.14
16	KIRAN AGRAWAL	465,000	0.55	0	0.00	0.00	0	0.00	0	0.00	0	0.00	0.55
17	INISHA AGRAWAL	336,500	0.38	0	0.00	0.00	0	0.00	0	0.00	0	0.00	0.38
18	MANISH AGRAWAL	309,000	0.35	0	0.00	0.00	0	0.00	0	0.00	0	0.00	0.35
19	PRANAY AGRAWAL	306,000	0.35	0	0.00	0.00	0	0.00	0	0.00	0	0.00	0.35
20	SANET AGRAWAL	204,000	0.23	0	0.00	0.00	0	0.00	0	0.00	0	0.00	0.23
21	PURAN MAL AGRAWAL	186,620	0.21	0	0.00	0.00	0	0.00	0	0.00	0	0.00	0.21
22	ANYA AGRAWAL	170,000	0.19	0	0.00	0.00	0	0.00	0	0.00	0	0.00	0.19
23	SURESH KUMAR AGRAWAL	119,000	0.14	0	0.00	0.00	0	0.00	0	0.00	0	0.00	0.14
24	JARAV AGRAWAL	110,000	0.12	0	0.00	0.00	0	0.00	0	0.00	0	0.00	0.12
25	PURAN MAL AGRAWAL	29,000	0.03	0	0.00	0.00	0	0.00	0	0.00	0	0.00	0.03
26	SURESH KUMAR AGRAWAL	25,120	0.03	0	0.00	0.00	0	0.00	0	0.00	0	0.00	0.03
27	MISTURI DEVI AGRAWAL	24,000	0.02	0	0.00	0.00	0	0.00	0	0.00	0	0.00	0.02
TOTAL :		63,343,500	71.90	0	0.00	0.00	0	0.00	0	0.00	0	0.00	71.90

MSP STEEL & POWER LTD.

R. Singh
Company Secretary

Statement showing holding of securities (including shares, warrants, convertible securities) of persons belonging to the category "Public" and holding more than 1% of the total number of shares										
Sr.No.	Name of the shareholder	Number of shares held	Shares as a percentage of total number of shares (i.e., Grant total (A)-(B)-(C) Indicated in Statement at para (i)(a) above)	Details of warrants		Details of convertible securities		As a % total number of warrants of the same class	% w.r.t total number of convertible securities of the same class	Total shares (including underlying shares assuming full conversion of warrants and convertible securities) as a % of diluted share capital)
				Number of warrants held	As a % total number of warrants of the same class	Number of convertible securities held	% w.r.t total number of convertible securities of the same class			
1	ANUBHAV VINCOM PRIVATE LIMITED	3,500,000	3.97	0	0.00	0	0.00	0	0.00	3.97
2	PANCHWATI AGENCIES PRIVATE LIMITED	3,500,000	3.97	0	0.00	0	0.00	0	0.00	3.97
3	S. K. FINTEX PRIVATE LIMITED	1,625,533	1.85	0	0.00	0	0.00	0	0.00	1.85
4	SAMBHAV MERCANTILES PVT. LTD	1,544,000	1.75	0	0.00	0	0.00	0	0.00	1.75
5	MOHIT VYAPAAR PVT. LTD.	1,528,940	1.74	0	0.00	0	0.00	0	0.00	1.74
6	RAVI BUSINESS SERVICES PVT. LTD.	1,020,449	1.16	0	0.00	0	0.00	0	0.00	1.16
	TOTAL :	12718922	14.44	0	0.00	0	0.00	0	0.00	14.44

MSP STEEL & POWER LTD.

[Signature]
Company Secretary


(i)(c)(ii) Sr. No.	Statement showing holding of securities (including shares, warrants, convertible securities) of persons (together with PAC) belonging to the category "Public" and holding more than 5% of the total number of shares of the company with them	Name(s) of the shareholder(s) and the Persons Acting in Concert (PAC)	Number of shares held	Shares as a percentage of total number of shares (i.e., Grant total (A)+(B)+(C) indicated in Statement at para (i)(a) above)	Details of warrants			Total shares (including underlying shares assuming full conversion of warrants and convertible securities) as a % of diluted share capital)
					Number of warrants held	As a % total number of warrants of the same class	Number of convertible securities held	
					0	0	0	0
TOTAL :					0	0	0	0

MSP STEEL & POWER LTD.

B. G. G.
Company Secretary


STATEMENT SHOWING DETAILS OF LOCKED-IN SHARES"			
(i)(d)			
Sr.No.	Name of the shareholder	Number of locked-in shares	Locked-in shares as a (%) percentage of total number of shares (i.e, Grand Total (A)+(B)+(C) Indicated in Statement at para (I)(a) above)
1	ILEX PRIVATE LIMITED	4,115,000	4.67
2	EMERALD TRADELINK PVT. LTD.	2,500,000	2.84
3	RAJNATH VYAPAAR PRIVATE LIMITED	2,315,000	2.63
4	HIGH TIME HOLDINGS PVT. LTD.	1,525,000	1.73
5	HIGH TIME HOLDINGS PVT. LTD.	1,500,000	1.70
6	B S CONFIN PVT. LTD.	1,250,000	1.42
7	K. C. TEXOFINE PVT. LTD.	1,215,000	1.38
8	ADHUNIK GASES LTD.	1,200,000	1.36
9	RAJ SECURITIES LTD.	1,000,000	1.14
10	LARIGO INVESTMENT PRIVATE LIMITED	1,000,000	1.14
	TOTAL :	17,620,000	20.00

MSP STEEL & POWER LTD.


Company Secretary


Statement showing Holding of Depository Receipts (DRs), where underlying shares held by "Promoter/Promoter group" are in excess of 1% of the total number shares.				
(II)(b)				
Sr.No.	Name of the DR Holder	Type of outstanding DR (ADRs,GDRs,SDRs, etc.)	Number of shares underlying outstanding DRs	Shares underlying outstanding DRs as a percentage of total number of shares (i.e., Grand Total (A)+(B)+(C) indicated in Statement at para(i)(a) above}
			0	0
TOTAL :				0

MSP STEEL & POWER LTD.


Company Secretary

STATEMENT SHOWING DETAILS OF DEPOSITORY RECEIPTS (DRS)			
(ii)(a)			
Type of outstanding DR (ADRs, GDRs, SDRs, etc.)	Number of outstanding DRs	Number of shares underlying outstanding DRs	Shares underlying outstanding DRs as a percentage of total number of shares (i.e., Grand Total (A)+(B)+(C) indicated in Statement at Para (i)(a) above}
TOTAL :	0	0	0

MSP STEEL & POWER LTD.


Company Secretary