

Introductory sub-table (I)(a)

Name of the Company: MADHAV MARBLES & GRANITES LIMITED			
Scrip Code, Name of the scrip, class of security: 515093, MADHAV, EQUITY SHARES			
Quarter ended: June 30, 2014			
Partly paid-up shares:-			
	No. of partly paid-up shares	As a % of total no. of partly paid-up shares	As a % of total no. of shares of the company
Held by promoter/promoter group	0	0.00	0.00
Held by public	0	0.00	0.00
Total - D	0	0.00	0.00
Outstanding convertible securities:-			
	No. of outstanding securities	As a % of total no. of outstanding convertible securities	As a % of total no. of shares of the company, assuming full conversion of the convertible securities
Held by promoter/promoter group	0	0.00	0.00
Held by public	0	0.00	0.00
Total - E	0	0.00	0.00
Warrants:-			
	No. of warrants	As a % of total no. of warrants	As a % of total no. of shares of the company, assuming full conversion of warrants
Held by promoter/promoter group	0	0.00	0.00
Held by public	0	0.00	0.00
Total - F	0	0.00	0.00
Total paid-up capital of the company, assuming full conversion of warrants and convertible securities			
			8947000




Statement Showing Shareholding Pattern

Category code	Category of Shareholder	Number of Shareholders	Table (I)(a)				Shares Pledged or otherwise encumbered		
			Total number of shares	Number of shares held in dematerialized form	Total shareholding as a percentage of total number of shares	Number of shares	As a percentage of (A+B) ¹	As a percentage of (A+B+C)	As a percentage (IX) = (VIII)/(IV)*100
(I)	(II)	(III)	(IV)	(V)	(VI)	(VII)	(VIII)	(IX)	
(A)	Shareholding of Promoter and Indian								
(a)	Individuals/ Hindu Undivided Family	16	1505412	1505412	16.83	16.83	0	0.00	
(b)	Central Government/ State Government(s)	0	0	0	0.00	0.00	0	0.00	
(c)	Bodies Corporate	6	2006699	2006699	22.43	22.43	0	0.00	
(d)	Financial Institutions/ Banks	0	0	0	0.00	0.00	0	0.00	
(e)	Any Others(Specify)	0	0	0	0.00	0.00	0	0.00	
(e-i)		0	0	0	0.00	0.00	0	0.00	
(e-ii)		0	0	0	0.00	0.00	0	0.00	
	Sub Total(A)(1)	22	3512111	3512111	39.25	39.25	0	0.00	
2	Foreign								
a	Individuals (Non-Residents Individuals/ Foreign Individuals)	0	0	0	0.00	0.00	0	0.00	
b	Bodies Corporate	0	0	0	0.00	0.00	0	0.00	
c	Institutions	0	0	0	0.00	0.00	0	0.00	
d	Any Others(Specify)	0	0	0	0.00	0.00	0	0.00	
d-i		0	0	0	0.00	0.00	0	0.00	
d-ii		0	0	0	0.00	0.00	0	0.00	
	Sub Total(A)(2)	0	0	0	0.00	0.00	0	0.00	
	Total Shareholding of Promoter and Promoter Group (A) = (A)(1)+(A)(2)	22	3512111	3512111	39.25	39.25	0	0.00	



(B)	Public shareholding														
I	Institutions														
(a)	Mutual Funds/ UTI	4	9500	0	0	0	0	0	0	0	0.11	0	0	0.00	
(b)	Financial Institutions / Banks	0	0	0	0	0	0	0	0	0	0.00	0	0	0.00	
(c)	Central Government/ State Government(s)	0	0	0	0	0	0	0	0	0	0.00	0	0	0.00	
(d)	Venture Capital Funds	0	0	0	0	0	0	0	0	0	0.00	0	0	0.00	
(e)	Insurance Companies	1	360425	360425	0	0	0	0	0	0	0.00	0	0	0.00	
(f)	Foreign Institutional Investors	1	100	0	0	0	0	0	0	0	4.03	0	0	0.00	
(g)	Foreign Venture Capital Investors	0	0	0	0	0	0	0	0	0	0.00	0	0	0.00	
(h)	Any Other (specify)	0	0	0	0	0	0	0	0	0	0.00	0	0	0.00	
(h-i)		0	0	0	0	0	0	0	0	0	0.00	0	0	0.00	
(h-ii)		0	0	0	0	0	0	0	0	0	0.00	0	0	0.00	
	Sub-Total (B)(1)	6	370025	360425	0	0	0	0	0	0	4.14	0	0	0.00	
B 2	Non-institutions														
(a)	Bodies Corporate	176	424407	397607	0	0	0	0	0	0	4.74	0	0	0.00	
(b)	Individuals														
I	Individuals - i. Individual shareholders holding nominal share capital up to Rs 1 lakh	7961	2659104	2245594	0	0	0	0	0	0	29.72	0	0	0.00	
II	ii. Individual shareholders holding nominal share capital in excess of Rs. 1 lakh.														
(c)	Any Other (specify)	45	1709373	1694373	0	0	0	0	0	0	19.11	0	0	0.00	
(c-i)	NRI & OCB	304	270110	182210	0	0	0	0	0	0	3.02	0	0	0.00	
(c-ii)	Clearing Member	12	1870	1870	0	0	0	0	0	0	0.02	0	0	0.00	
	Sub-Total (B)(2)	8498	5064864	4521654	0	0	0	0	0	0	56.61	0	0	0.00	
(B)	Total Public Shareholding (B)= (B)(1)+(B)(2)	8504	5434889	4882079	0	0	0	0	0	0	60.75	0	0	0.00	
	TOTAL (A)+(B)	8526	8947000	8394190	0	0	0	0	0	0	100.00	0	0	0.00	



(C)	Shares held by Custodians and against which Depository Receipts have been issued									
1	Promoter and Promoter Group	0	0	0	0	0	0	0	0	0.00
2	Public	0	0	0	0	0	0	0	0	0.00
	Sub-Total (C)	0	0	0	0	0	0	0	0	0.00
	GRAND TOTAL (A)+(B)+(C)	8526	8947000	8394190	100.00	100.00	100.00	0	0	0.00



[Handwritten signature]

Sr.No.	Notes
1	
2	
3	
4	
5	
6	
7	
8	
9	

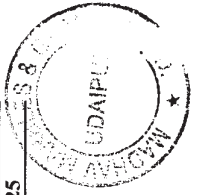


[Handwritten signature]

(1)(b) Statement showing holding of securities (including shares, warrants, convertible securities) of persons belonging to the category "Promoter and Promoter Group"

Sr. No.	Name of the shareholder	Details of Shares held		Encumbered shares (*)		Details of warrants		Details of convertible securities		Total shares (including underlying shares assuming full conversion of warrants and convertible securities) as a % of diluted share capital
		Number of shares held	As a % of grand total (A) + (B) + (C)	No.	As a percentage (VI)=(V)/(III)*100	As a % of grand total (A)+(B)+(C) of sub-clause (I)(a)	Number of warrants held	As a % of total number of warrants of the same class	Number of convertible securities held	
(i)	(ii)	(iii)	(iv)	(v)	(vi)=(v)/(iii)*100	(vii)	(viii)	(ix)	(x)	(xi)
1	MUMAL FINANCE PRIVATE LIMITED	782600	8.75	0	0.00	0.00	0	0.00	0	0.00
2	ARUNA DOSHI	586452	6.55	0	0.00	0.00	0	0.00	0	0.00
3	ASHOK DOSHI	578900	6.47	0	0.00	0.00	0	0.00	0	0.00
4	RAJDARSHAN INDUSTRIES LIMITED	423162	4.73	0	0.00	0.00	0	0.00	0	0.00
5	LARK FINANCE AND INVESTMENT PVT. LTD.	284000	3.17	0	0.00	0.00	0	0.00	0	0.00
6	AKSHAT INVESTMENTS AND CONSULTANTS PVT. LTD.	193560	2.16	0	0.00	0.00	0	0.00	0	0.00
7	SUMAL FINANCE AND INVESTMENTS PVT.LTD.	176750	1.98	0	0.00	0.00	0	0.00	0	0.00
8	GELDA FINANCE AND TRADING PVT.LTD.	146627	1.64	0	0.00	0.00	0	0.00	0	0.00
9	MADHAV DOSHI	134400	1.50	0	0.00	0.00	0	0.00	0	0.00
10	SUDHIR TEJ SINGH DOSHI	70001	0.78	0	0.00	0.00	0	0.00	0	0.00
11	RAJ KUMAR BAPNA - KARTA (R.K.BAPNA HUF)	28859	0.32	0	0.00	0.00	0	0.00	0	0.00
12	PREMA DOSHI	28800	0.32	0	0.00	0.00	0	0.00	0	0.00
13	RAJ KUMAR BAPNA	20600	0.23	0	0.00	0.00	0	0.00	0	0.00
14	DR. SUDHIR DOSHI	20500	0.23	0	0.00	0.00	0	0.00	0	0.00
15	REKHA BAPNA	15400	0.17	0	0.00	0.00	0	0.00	0	0.00
16	AKSHAT BAPNA	7600	0.08	0	0.00	0.00	0	0.00	0	0.00
17	MUMAL DOSHI	4300	0.05	0	0.00	0.00	0	0.00	0	0.00
18	SUMAL DOSHI	3100	0.03	0	0.00	0.00	0	0.00	0	0.00
19	DIVYA DOSHI	3000	0.03	0	0.00	0.00	0	0.00	0	0.00
20	ANU KHAMESRA	2000	0.02	0	0.00	0.00	0	0.00	0	0.00
21	RAJESH KHAMESRA	1000	0.01	0	0.00	0.00	0	0.00	0	0.00
22	JAGDISH DASHORA	500	0.01	0	0.00	0.00	0	0.00	0	0.00
	TOTAL	3512111	39.25	0	0.00	0.00	0	0	0	0

(*) The term "encumbrance" has the same meaning as assigned to it in regulation 28(3) of the SAST Regulations, 2011



(D)(d) Statement showing details of locked-in shares

Sr. No.	Name of the shareholder	Number of locked-in shares	Locked-in shares as a percentage of total number of shares {i.e., Grand Total (A)+(B)+(C) indicated in Statement at para (D)(a) above}
1	N.A.	N.A.	N.A.
2			
3			
4			
5			
6			
7			
8			
9			
TOTAL		0	0.00



f

(II)(a) Statement showing details of Depository Receipts (DRs)


Sr. No.	Type of outstanding DR (ADRs, GDRs, SDRs, etc.)	Number of outstanding DRs	Number of shares underlying outstanding DRs	Shares underlying outstanding DRs as a percentage of total number of shares {i.e., Grand Total (A)+(B)+(C) indicated in Statement at para (I)(a) above}
1	N.A.	N.A.	N.A.	N.A.
2				
3				
4				
5				
6				
7				
8				
9				
TOTAL		0	0	0.00



[Handwritten Signature]

(II)(b) Statement showing holding of Depository Receipts (DRs), where underlying shares held by "promoter/promoter group" are in excess of 1% of the total number of shares

Sr. No.	Name of the DR Holder	Type of outstanding DR (ADRs, GDRs, SDRs, etc.)	Number of shares underlying outstanding DRs	Shares underlying outstanding DRs as a percentage of total number of shares {i.e., Grand Total (A)+(B)+(C) indicated in Statement at para (I)(a) above}
1	N.A.	N.A.	N.A.	N.A.
2				
3				
4				
5				
6				
7				
8				
9				
TOTAL			0	0.00



Handwritten signature