


Statement showing Shareholding Pattern



Category Code	Category of Shareholders	Number of Shareholders (III)	Total No of Shares (IV)	Number of Shares held in dematerialized form (V)	Total shareholding as a percentage of total number of shares of (A+B) As a percentage of (A+B+C) (VI)	Shares Pledged or otherwise encumbered Number of Shares (VIII)	As a percentage (IX)=(VIII)/(IV)*100 (IX)
(I)	(II)	(III)	(IV)	(V)	(VI)	(VIII)	(IX)
(A)	Shareholding of Promoter and Promoter Group						
[U]	Indian		295304	295304	2.18	0	0.00
[a]	Individuals / Hindu undivided Family	3	0	0	0.00	0	0.00
[b]	Central Government / State Governments	2	1500000	1500000	11.08	0	0.00
[c]	Bodies Corporate	0	0	0	0.00	0	0.00
[d]	Financial Institutions / Banks	0	0	0	0.00	0	0.00
[e]	Any other (specify)	0	0	0	0.00	0	0.00
	Sub-Total [A] [1]	5	1795304	1795304	13.27	0	0.00
[2]	Foreign						
[a]	Individuals (Non-resident) / Individuals / Foreign (Individuals)	0	0	0	0.00	0	0.00
[b]	Bodies Corporate	0	0	0	0.00	0	0.00
[c]	Institutions	0	0	0	0.00	0	0.00
[d]	Any other (specify)	0	0	0	0.00	0	0.00
	Sub-Total [A] [2]	0	0	0	0.00	0	0.00
	Total Shareholding of Promoter and Promoter Group	5	1795304	1795304	13.27	0	0.00
[A] = [A] [1] + [A] [2]							
[B]	Public shareholding						
[U]	Institutions						
[a]	Mutual Funds / UTI	0	0	0	0.00	0	N.A.
[b]	Financial Institutions / Banks	0	0	0	0.00	0	N.A.
[c]	Central Government / State Governments	0	0	0	0.00	0	N.A.
[d]	Venture Capital Funds	0	0	0	0.00	0	N.A.
[e]	Insurance Companies	0	0	0	0.00	0	N.A.
[f]	Foreign Institutional Investors	0	0	0	0.00	0	N.A.
[g]	Foreign Venture Capital Investors	0	0	0	0.00	0	N.A.
[h]	Any other (specify)	0	0	0	0.00	0	N.A.
	Sub-Total [B] [1]	0	0	0	0.00	0	N.A.
[2]	Non-institutions						
[a]	Bodies Corporate	84	9662505	9517120	71.40	0	N.A.
[b]	Individuals	1356	1297822	957303	9.59	0	N.A.
	i. Individual shareholders holding nominal share capital up to Rs. 1 Lakh.						
	ii. Individual shareholders holding nominal share capital excess of Rs. 1 Lakh.	36	740147	591750	5.47	0	N.A.
[c]	Any other (Clearing Member)	8	36097	36097	0.27	0	N.A.
[d]	NRIs	1	1458	1458	0.01	0	N.A.
	Sub-Total [B] [2]	1485	11738029	11103728	86.73	0	N.A.
	Total Public shareholding						
[B] = [B] [1] + [B] [2]		1485	11738029	11103728	86.73	0	N.A.
TOTAL [A] + [B]		1490	13533333	12899032	100.00	0	0.00
	Shares held by Custodians and against which Depository receipts have been issued	0	0	0	0.00	0	N.A.
GRAND TOTAL		1490	13533333	12899032	100.00	0	0.00
[A] + [B] + [C]							
Sr. No.	NOTES						

Introductory Sub-table (I) (a)

Name of the Company : MAHARASHTRA CORPORATION LIMITED

Scrip Code, Name of the Scrip, Class of Security : 505523

Quarter Ended : JUNE 2014

Partly paid-up shares

	No. of partly paid-up shares	As a % of total no. of partly paid-up shares	As a % of total no. of shares of the Company
Held by promoter/promoter group	0	0	0
Held by public	0	0	0
Total - D	0	0	0

Outstanding convertible securities

	No. of outstanding securities	As a % of total no. of outstanding convertible securities	As a % of total no. of shares of the Company, assuming full conversion of the convertible securities
Held by promoter/promoter group	0	0	0
Held by public	0	0	0
Total - E	0	0	0


Warrants

	No. of warrants	As a % of total no. of warrants	As a % of total no. of shares of the Company, assuming full conversion of warrants
Held by promoter/promoter group	0	0	0
Held by public	0	0	0
Total - F	0	0	0

Total paid-up capital of the Company, assuming full conversion of warrants and convertible securities

(Grand Total (A+B+C)+(D+E+F))

13,533,333




COMPANY NAME - MAHARASHTRA CORPORATION LIMITED
 SCRIP CODE - 505523

QUARTER ENDED - JUNE 2014

(1)(b) Statement showing holding of securities (including shares, warrants, convertible securities) of persons belonging to the category "Promoter and Promoter Group"

Sr. No.	Name of the shareholder	Details of Shares held		Encumbered shares (*)			Details of warrants		Details of convertible securities		Total shares (including underlying shares assuming full conversion of warrants and convertible securities) as a % of diluted share capital
		Number of shares held	As a % of grand total (A) + (B) + (C)	No.	As a percentage	As a % of grand total (A)+(B)+(C) of sub-clause (1)(a)	Number of warrants held	As a % Total Number of warrants of the same Class	Number of convertible securities held	As a % Total Number of convertible securities of the same Class	
		(III)	(IV)	(V)	(VI)	(VII)	(VIII)	(IX)	(X)	(XI)	(XII)
1	SAGAR PORTFOLIO SER LTD	1,000,000	7.39	0	0.00	0.00	0	0.00	0	0.00	0.00
2	TRISHA MEDIA LIMIED	500,000	3.69	0	0.00	0.00	0	0.00	0	0.00	0.00
3	T C KOTHARI	128,000	0.95	0	0.00	0.00	0	0.00	0	0.00	0.00
4	ASHA KOTHARI	86,800	0.64	0	0.00	0.00	0	0.00	0	0.00	0.00
5	SITLOKCHAND KOTHARI	80,504	0.59	0	0.00	0.00	0	0.00	0	0.00	0.00
	TOTAL	1,795,304	13.27	0	0.00	0.00	0	0.00	0	0.00	0.00

(*) The term "encumbrance" has the same meaning as assigned to it in regulation 28(3) of the SAST Regulations, 2011




COMPANY NAME - MAHARASHTRA CORPORATION LIMITED
SCRIP CODE - 505523

QUARTER ENDED - JUNE 2014

(1)(c)(i) Statement showing holding of securities (including shares, warrants, convertible securities) of persons belonging to the category "Public" and holding more than 1% of the total number of shares

Sr. No.	Name of the shareholder	Number of shares held	Shares as a percentage of total number of shares (i.e., Grand Total (A)+(B)+(C) indicated in Statement at para (1)(a) above)	Details of warrants		Details of convertible securities		Total shares (including underlying shares assuming full conversion of warrants and convertible securities) as a % of diluted share capital
				Number of warrants held	As a % Total Number of warrants of the same Class	Number of convertible securities held	As a % Total Number of convertible securities of the same Class	
1	CHAMUNDA VINCON PVT LTD	1,351,266	9.98	0	0.00	0	0.00	0.00
2	CHINTUPURNI DISTRIBUTORS PVT LTD	1,328,620	9.82	0	0.00	0	0.00	0.00
3	OSIATBE HOUSING DEV LIMITED	1,321,000	9.76	0	0.00	0	0.00	0.00
4	AMRITVANI MERCANTILE PVT LTD	1,319,347	9.75	0	0.00	0	0.00	0.00
5	SANKATHARN MERCHANTS	1,280,550	9.46	0	0.00	0	0.00	0.00
6	BAJRESWARI COMMERCE PVT LTD	1,045,967	7.73	0	0.00	0	0.00	0.00
7	PARMATMA COMMODITIES PVT LTD	855,895	6.32	0	0.00	0	0.00	0.00
	TOTAL	8,502,645	62.83	0	0.00	0	0.00	0.00



COMPANY NAME - MAHARASHTRA CORPORATION LIMITED

QUARTER ENDED - JUNE 2014

SCRIP CODE - 505523

Sr. No.	Name(s) of the shareholder(s) and the Persons Acting in Concert (PAC) with them	Number of shares	Shares as a percentage of total number of shares (i.e., Grand Total (A)+(B)+(C) indicated in Statement at para (1)(a) above)	Details of warrants		Details of convertible securities		Total shares (including underlying shares assuming full conversion of warrants and convertible securities) as a % of diluted share capital
				Number of warrants	As a % Total Number of warrants of the same Class	Number of convertible securities held	% w.r.t Total Number of convertible securities of the same Class	
1	CHAMUNDA VINCON PVT LTD	1,351,266	9.98	0	0.00	0	0.00	0.00
2	CHINTUPURNI DISTRIBUTORS PVT LTD	1,328,620	9.82	0	0.00	0	0.00	0.00
3	OSIAJEE HOUSING DEV LIMITED	1,321,000	9.76	0	0.00	0	0.00	0.00
4	AMRITVANI MERCANTILE PVT LTD	1,319,347	9.75	0	0.00	0	0.00	0.00
5	SANKATHARN MERCHANTS	1,280,550	9.46	0	0.00	0	0.00	0.00
6	BAJRESWARI COMMERCE PVT LTD	1,045,967	7.73	0	0.00	0	0.00	0.00
7	PARMATMA COMMODITIES PVT LTD	855,895	6.32	0	0.00	0	0.00	0.00
	TOTAL	8,502,645	62.83	0	0.00	0	0.00	0.00



Name of the Company : MAHARASHTRA CORPORATION LIMITED


Script Code : 505523

Quarter ended JUNE 2014

[1] [d]

Statement showing details of locked-in shares.

Sr. No.	Name of the Shareholders	Number of locked-in Shares	Locked-in Shares as a percentage of total number of shares i.e. Grand Total [A]+[B]+[C] indicated in statement at para [1] [a] above)	Promoter/ Promoter Group/ Public
1	SAGAR PORTFOLIO SERVICES LTD	1,000,000	7.39	Promoter Group
2	TRISHA TRADING COMPANY PVT LTD	500,000	3.69	Promoter Group
	TOTAL	1,500,000	11.08	



Name of Company : MAHARASHTRA CORPORATION LIMITED


Scrip Code : 505523

Quarter ended : JUNE 2014

Statement showing details of Depository Receipts (DRs)

[II] [a]

Sr. No.	Type of outstanding DR (ADRs, GDRs, SDRs, etc.)	Number of outstanding DRs	Number of shares underlying outstanding DRs	Shares underlying outstanding DRs as a percentage of total number of shares i.e. Grand Total [A]+[B]+[C] indicated in statement at para [I] [a] above]
1	Nil	0	0	0.00
2	Nil	0	0	0.00
3	Nil	0	0	0.00
TOTAL				0



Name of Company : MAHARASHTRA CORPORATION LIMITED
 Scrip Code : 505523

Quarter ended : JUNE 2014

(III) (b) Statement showing Holding of Depository Receipts (DRs), where underlying shares are in excess of 1% of the total number of shares.

Sr. No.	Name of the Dr Holder	Type of outstanding DR (ADRs, GDRs, SDRs, etc.)	Number of shares underlying outstanding DRs	Shares underlying outstanding DRs as a percentage of total number of shares [i.e. Grand Total (A)+(B)+(C) indicated in statement at para (II) (a) above]
1	Nil	0	0	0.00
2	Nil	0	0	0.00
3	Nil	0	0	0.00
TOTAL			0	0.00

