


I (a) Statement showing Shareholding Pattern			
Name of the Company : MAN INFRACONSTRUCTION LIMITED			
CIN: L70200MH2002PLC136849			
Scrip Code : 533169 / MANINFRA		Class of Security : EQUITY	
Quarter ended : 30th June, 2014			
Partly Paid-up shares	No. of Partly Paid-up shares	As a % of total no. of partly paid-up shares	As a % of total no. of shares of the Company
Held by promoter / promoter group	0	0	0
Held by public	0	0	0
Total	0	0	0
Outstanding convertible securities	No. of outstanding securities	As a % of total no. of outstanding convertible securities	As a % of total no. of shares of the Company, assuming full conversion of the convertible securities
Held by promoter / promoter group	0	0	0
Held by public	0	0	0
Total	0	0	0
Warrants	No. of warrants	As a % of total no. of warrants	As a % of total no. of shares of the Company, assuming full conversion of warrants
Held by promoter / promoter group	0	0	0
Held by public	0	0	0
Total	0	0	0
Total paid-up capital of the company, assuming full conversion of warrants and convertible securities	The total paid-up Capital of the Company is Rs. 49,50,00,540/- (Rupees Forty Nine Crores Fifty Lac Five Hundred and Forty Only) divided into 4,95,00,054 Equity Shares of Rs. 10/- each. There were no outstanding warrants/convertible securities as on 30th June, 2014.		




Statement Showing Shareholding Pattern
Name of the Company : MAN INFRACONSTRUCTION LIMITED

Scrip Code :


533169
MANINFRA

Quarter Ended : 30.06.2014

Category code (I)	Category of Shareholder (II)	Number of Shareholders (III)	Total number of shares (IV)	Number of shares held in dematerialized form (V)	Total shareholding as a percentage of total number of shares		Shares Pledged or otherwise encumbered	
					As a percentage of(A+B) ¹ (VI)	As a percentage of (A+B+C) (VII)	Number of Shares (VIII)	As a percentage (IX)= (VIII)/(IV)*100
(A)	Shareholding of Promoter and Promoter Group²							
1	Indian							
(a)	Individuals/ Hindu Undivided Family	9	33,988,635	33,988,635	68.66	68.66	0	0
(b)	Central Government/ State	0	0	0	0.00	0.00	0	0
(c)	Bodies Corporate	0	0	0	0.00	0.00	0	0
(d)	Financial Institutions/ Banks	0	0	0	0.00	0.00	0	0
(e)	Qualified Foreign Investors	0	0	0	0	0	0	0
(f)	Any Others(Specify)	0	0	0	0.00	0.00	0	0
	Sub Total(A)(1)	9	33,988,635	33,988,635	68.66	68.66	0	0
2	Foreign							
a	Individuals (Non-Residents Individuals/ Foreign Individuals)	0	0	0	0.00	0.00	0	0
b	Bodies Corporate	0	0	0	0.00	0.00	0	0
c	Institutions	0	0	0	0.00	0.00	0	0
d	Any Others(Specify)	0	0	0	0.00	0.00	0	0
	Sub Total(A)(2)	0	0	0	0.00	0.00	0	0
	Total Shareholding of Promoter and Promoter Group (A)= (A)(1)+(A)(2)	9	33,988,635	33,988,635	68.66	68.66	0	0
(B)	Public shareholding							
1	Institutions							
(a)	Mutual Funds/ UTI	1	199	199	0.00	0.00	0	0
(b)	Financial Institutions/ Banks	2	1,739,299	1,739,299	3.51	3.51	0	0
(c)	Central Government/ State	0	0	0	0.00	0.00	0	0
(d)	Venture Capital Funds	0	0	0	0.00	0.00	0	0
(e)	Insurance Companies	0	0	0	0.00	0.00	0	0
(f)	Foreign Institutional Investors	8	471,658	471,658	0.96	0.96	0	0
(g)	Foreign Venture Capital Investors	0	0	0	0.00	0.00	0	0
(h)	Qualified Foreign Investors	0	0	0	0	0	0	0
(i)	Any other	0	0	0	0.00	0.00	0	0
	Sub-Total (B)(1)	11	2,211,156	2,211,156	4.47	4.47	0	0
B 2	Non-institutions							
(a)	Bodies Corporate	214	1,176,096	1,176,096	2.38	2.38	139,780	11.89
(b)	Individuals							
I	i. Individuals shareholders holding nominal share capital up to Rs 1 lakh	6,256	1,098,581	1,077,280	2.22	2.22	1,548	0.14
II	ii. Individual shareholders holding nominal share capital in excess of Rs. 1	30	2,403,134	2,403,134	4.85	4.85	0	0.00
	Qualified Foreign Investors	0	0	0	0.00	0.00	0	0.00
(c)	Any Other (specify) -							
(c-i)	Clearing Member	332	471,543	471,543	0.95	0.95	900	0.19
(c-ii)	Office Bearer	84	52,714	52,714	0.11	0.11	0	0
(c-iii)	Market Maker	0	0	0	0.00	0.00	0	0
(c-iv)	Foreign Nationals							
	NRI (Repat)	54	26,710	26,710	0.05	0.05	0	0
	NRI (Non-Repat)	24	1,333	1,333	0.00	0.00	0	0
(c-v)	Foreign Company	2	3,030,000	3,030,000	6.12	6.12	0	0
(c-vi)	Overseas Bodies Corporate	1	4,050,000	4,050,000	8.18	8.18	0	0
(c-vii)	Directors	5	989,889	989,889	2.00	2.00	0	0
(c-viii)	Trusts	3	263	263	0.00	0.00	0	0
	Sub-Total (B)(2)	7,005	13,300,263	13,278,962	26.87	26.87	142,228	1.07
(B)	Total Public Shareholding (B)= (B)(1)+(B)(2)	7,016	15,511,419	15,490,118	31.34	31.34	142,228	0.92
	TOTAL (A)+(B)	7,025	49,500,054	49,478,753	100.00	100.00	142,228	0.29
(C)	Shares held by Custodians and against which Depository Receipts have been issued							
		0	0	0	0.00	0.00	0	0
	GRAND TOTAL (A)+(B)+(C)	7,025	49,500,054	49,478,753	100.00	100.00	142,228	0.29




(I)(a) Sr. No.	NOTES
1	The above information has been prepared based on the data furnished by Link Intime India Private Limited, Company's RTA Agent
2	Number of Shareholders have been stated on the basis of demat folio and registered physical folios furnished by Link Intime India Private Limited, Company's RTA agent.
3	The number of shareholders stands for the total number of demat accounts/folios of all the shareholders of the Company.



(I)(b) Statement showing holding of securities (including shares, warrants, convertible securities) of persons belonging to the category "Promoter and Promoter Group"


Sr. No.	Name and PAN of the shareholder	Details of Shares held		Encumbered shares (*)			Details of warrants		Details of convertible securities		Total shares (including underlying shares assuming full conversion of warrants and convertible securities) as a % of diluted share capital
		Number of shares held	As a % of grand total (A)+(B)+(C)	No.	As a percentage	As a % of grand total (A)+(B)+(C) of sub-clause (I)(a)	Number of warrants held	As a % total number of warrants of the same class	Number of convertible securities held	As a % total number of convertible securities of the same class	
(I)	(II)	(III)	(IV)	(V)	(VI)=(V)/(III)*100	(VII)	(VIII)	(IX)	(X)	(XI)	(XII)
1	Parag K. Shah* AAHPS5248M	16,354,161	33.04	0	0.00	0.00	0	0	0	0	33.04
2	Mansi P. Shah* ALEPS4558A	11,957,139	24.16	0	0.00	0.00	0	0	0	0	24.16
3	Parag K. Shah HUF AACHP9365B	1,523,844	3.08	0	0.00	0.00	0	0	0	0	3.08
4	Manan P. Shah BGWPS7586Q	2,000,000	4.04	0	0.00	0.00	0	0	0	0	4.04
5	Vatsal P. Shah (Father and Natural Guardian-Mr. Parag K. Shah) BGWPS7678R	2,000,000	4.04	0	0.00	0.00	0	0	0	0	4.04
6	Purvi M. Shah AGKPS7774D	153,491	0.31	0	0.00	0.00	0	0	0	0	0.31
TOTAL		33,988,635	68.66	0	0.00	0.00	0	0	0	0	68.66

Note:
* Some of these shares are held jointly.




(I)(c)(i) Statement showing holding of securities (including shares, warrants, convertible securities) of persons belonging to the category "Public" and holding more than 1% of the total number of shares

Sr. No.	Name of the shareholder	Number of shares held	Shares as a percentage of total number of shares {i.e., Grand Total (A)+(B)+(C) indicated in Statement at para (I)(a) above}	Details of warrants		Details of convertible securities		Total shares (including underlying shares assuming full conversion of warrants and convertible securities) as a % of diluted share capital
				Number of warrants held	As a % total number of warrants of the same class	Number of convertible securities held	% w.r.t total number of convertible securities of the same class	
1	SAI Holding Infrastructure Company (P) Limited	4,050,000	8.18	0	0	0	0	8.18
2	Standard Chartered Private Equity (Mauritius) III Limited	2,280,000	4.61	0	0	0	0	4.61
3	Suketu R. Shah	975,437	1.97	0	0	0	0	1.97
4	Life Insurance Corporation of India	890,000	1.80	0	0	0	0	1.80
5	General Insurance Corporation of India	849,299	1.72					1.72
6	Standard Chartered Private Equity (Mauritius) II Limited	750,000	1.52	0	0	0	0	1.52
7	Eden Realtors Private Limited	700,000	1.41	0	0	0	0	1.41
TOTAL		10,494,736	21.20	0	0	0	0	21.20




(I)(c)(ii) Statement showing holding of securities (including shares, warrants, convertible securities) of persons (together with PAC) belonging to the category "Public" and holding more than 5% of the total number of shares of the company

Sr. No.	Name(s) of the shareholder(s) and the Persons Acting in Concert (PAC) with them	Number of shares	Shares as a percentage of total number of shares {i.e., Grand Total (A)+(B)+(C) indicated in Statement at para (I)(a) above}	Details of warrants		Details of convertible securities		Total shares (including underlying shares assuming full conversion of warrants and convertible securities) as a % of diluted share capital
				Number of warrants	As a % total number of warrants of the same class	Number of convertible securities held	% w.r.t total number of convertible securities of the same class	
1	SA1 Holding Infrastructure Company (P) Limited	4,050,000	8.18	0	0	0	0	8.18
TOTAL		4,050,000	8.18	0	0	0	0	8.18




(I)(d) Statement showing details of locked-in shares

Sr. No.	Name of the shareholder	Category	Number of locked-in shares	Locked-in shares as a percentage of total number of shares {i.e., Grand Total (A)+(B)+(C) indicated in Statement at para (I)(a) above}
	N.A		Nil	
	TOTAL		0.00	0.00



(II)(a) Statement showing details of Depository Receipts (DRs)

Sr. No.	Type of outstanding DR (ADRs, GDRs, SDRs, etc.)	Number of outstanding DRs	Number of shares underlying outstanding DRs	Shares underlying outstanding DRs as a percentage of total number of shares {i.e., Grand Total (A)+(B)+(C) indicated in Statement at para (I)(a) above}
	N.A			
TOTAL		0	0	0.00



(II)(b) Statement showing Holding of Depository Receipts (DRs), where underlying shares are in excess of 1% of the total number of shares

Sr. No.	Name of the DR Holder	Type of outstanding DR (ADRs, GDRs, SDRs, etc.)	Number of shares underlying outstanding DRs	Shares underlying outstanding DRs as a percentage of total number of shares {i.e., Grand Total (A)+(B)+(C) indicated in Statement at para (I)(a) above}
	N.A			
TOTAL			0	0

