

(I) (a) Statement showing Shareholding Pattern

Name of the Company: MANGALAM DRUGS & ORGANICS LTD		BSE-	NSF-	;		Equity	
Scrip Code, Name of the scrip, class of security:		30 th June 2014					
Quarter ended:							
	Partly paid-up shares:-	No. of partly paid-up shares	As a % of total no. of partly paid-up shares	As a % of total No. of outstanding convertible securities	As a % of total no. of shares of the company	As a % of total no. of shares of the company, assuming full conversion of convertible securities	
Held by Promoter / Promoter Group		0	0.0000		0.0000		
Held by public		0	0.0000		0.0000		
Total		0	0.0000		0.0000		
Outstanding convertible securities:-		No. of outstanding securities		As a % of total no. of shares of the company, assuming full conversion of convertible securities			
Held by Promoter / Promoter Group		0	0.0000		0.0000		
Held by public		0	0.0000		0.0000		
Total		0	0.0000		0.0000		
Warrants:-		No. of warrants		As a % of total no. of warrants		As a % of total no. of shares of the company, assuming full conversion of warrants	
Held by Promoter / Promoter Group		0	0.0000		0.0000	0.0000	
Held by public		0	0.0000		0.0000	0.0000	
Total		0	0.0000		0.0000	0.0000	
Total paid-up capital of the company assuming full conversion of warrants and convertible securities							13178248



Category Code	Category of shareholder	Number of shareholders	Total number of shares	Number of shares held in dematerialised form	percentage of total number of shares		Shares pledged or otherwise encumbered	As a percentage (DX) = (VIII)/(IV)*100
					As a percentage of (A+B) (VI)	As a percentage of (A+B+C) (VII)		
(A)	Promoter and Promoter Group							
1	Indian							
(a)	Individuals/Hindu Undivided Family	14	3074573	3074573	23.3307	23.3307	3015668	98.0841
(b)	Central Government/State Government(s)	0	0	0	0.0000	0.0000	0	0.0000
(c)	Bodies Corporate	3	2475560	2475560	18.7852	18.7852	2475560	100.0000
(d)	Financial Institutions / Banks	0	0	0	0.0000	0.0000	0	0.0000
(e)	Any Other (specify)	0	0	0	0.0000	0.0000	0	0.0000
	Sub Total (A)(1)	17	5550133	5550133	42.1159	42.1159	5491228	98.9387
	Foreign							
2	Foreign							
(a)	Individuals (Non-Resident Individuals/Foreign Individuals)	0	0	0	0.0000	0.0000	0	0.0000
(b)	Bodies Corporate	0	0	0	0.0000	0.0000	0	0.0000
(c)	Institutions	0	0	0	0.0000	0.0000	0	0.0000
(d)	Qualified Foreign Investors.	0	0	0	0.0000	0.0000	0	0.0000
(e)	Any Other (specify)	0	0	0	0.0000	0.0000	0	0.0000
	Sub Total (A)(2)	0	0	0	0.0000	0.0000	0	0.0000
	Total Shareholding of Promoter and Promoter Group (A)-(A)(1)+(A)(2)	17	5550133	5550133	42.1159	42.1159	5491228	98.9387
(B)	Public shareholding							
1	Institutions							
(a)	Mutual Funds/UTI	0	0	0	0.0000	0.0000	0	0.0000
(b)	Financial Institutions / Banks	0	0	0	0.0000	0.0000	0	0.0000
(c)	Central Government/State Government(s)	0	0	0	0.0000	0.0000	0	0.0000
(d)	Venture Capital Funds	0	0	0	0.0000	0.0000	0	0.0000
(e)	Insurance Companies	0	0	0	0.0000	0.0000	0	0.0000
(f)	Foreign Institutional Investors	0	0	0	0.0000	0.0000	0	0.0000
(g)	Foreign Venture Capital Investors	0	0	0	0.0000	0.0000	0	0.0000
(h)	Qualified Foreign Investors	0	0	0	0.0000	0.0000	0	0.0000
(i)	Any Other (specify)	0	0	0	0.0000	0.0000	0	0.0000
	Sub Total (B) (1)	0	0	0	0.0000	0.0000	0	0.0000
2	Non-institutions							
(a)	Bodies Corporate	156	2893447	2893447	21.9562	21.9562	0	0.0000
(b) (i)	Individuals - shareholders holding nominal share capital up to Rs 1 Lakh	5869	3068329	3064434	23.2833	23.2833	0	0.0000
(ii)	Individual shareholders holding nominal share capital in excess of Rs. 1 Lakh	49	1541708	1541708	11.6989	11.6989	0	0.0000




Category code	Category of shareholder	Number of shareholders	Total number of shares	Number of shares held in dematerialised form	Percentage of total number of shares		Shares pledged or otherwise encumbered	As a percentage (IX) = (VIII)/(IV)*100
					As a percentage of (A+B) (VII)	As a percentage of (A+B+C) (VII)		
(I)	Qualified foreign Investors (III)	0	0	0	0	0.0000	0.0000	
(d)	Any Other							
	Non Resident Indians (Repatriation)	38	91482	91482	0.6942	0.6942		
	Non Resident Indians (Non Repatriation)	7	1264	1264	0.0096	0.0096		
	Overseas Bodies Corporate	0	0	0	0.0000	0.0000		
	Clearing Member	32	31885	31885	0.2420	0.2420		
	Directors / Relatives	0	0	0	0.0000	0.0000		
	Trusts	0	0	0	0.0000	0.0000		
	Sub Total (B)(2)	6151	7628115	7628115	57.8941	57.8941		
	Total Public Shareholding Public Group (B)=(B)(1)+(B)(2)	6151	7628115	7628115	57.8941	57.8941	N/A	N/A
	Total (A)+(B)	6168	13178248	13176353	100.0000	100.0000		
(C)	Shares held by custodians and against which Depository Receipts have been issued							
	Promoter and Promoter group	0	0	0	0.0000	0.0000		0.0000
	Public	0	0	0	0.0000	0.0000		0.0000
	Sub Total (C)	0	0	0	0	0		0
	GRAND TOTAL (A)+(B)+(C)	6168	13178248	13176353	100.0000	100.0000		0.0000



(11b) Statement showing holding of securities (including shares, warrants, convertible securities) of persons belonging to the category "Promoter and Promoter Group"

Sr. No.	Name of the shareholder	Details of Shares held			Encumbered shares			Details of warrants			Details of convertible securities			Total shares (including underlying shares assuming full conversion of warrants and convertible securities) as a % of diluted share capital
		Number of shares held	As a % of grand total (A)+(B)+(C)	No.	As a percentage (VI)=(V)/(III)*100	As a % of grand total of sub-clause (I)(a)	Number of warrants held	As a % total number of warrants of the same class	Number of convertible securities held	As a % total number of convertible securities of the same class	As a % of total number of convertible securities of the same class			
(I)	(II)	(III)	(IV)	(V)	(VI)=(V)/(III)*100	(VII)	(VIII)	(IX)	(X)	(XI)	(XII)			
1	SHREE KISHORILU TRADING & INVESTMENTS PVT LTD	1144522	8.6849	1144522	100.00	8.68	0	0	0	0	0	8.6849		
2	SHREE RASBHARI TRADING & INVESTMENTS PVT LTD	1139518	8.6470	1139518	100.00	8.65	0	0	0	0	0	8.6470		
3	DHOOT BRJMOHAN MURLIDHAR (AEZPD7225B)	486996	3.6955	480883	98.74	3.65	0	0	0	0	0	3.6955		
4	CHANDRAKANT MURLIDHAR DHOOT (AEZPD2218I)	458292	3.4776	458292	100.00	3.48	0	0	0	0	0	3.4776		
5	DHOOT GOVERDHAN MURLIDHAR (AEZPD7225G)	511792	3.8836	459000	89.68	3.48	0	0	0	0	0	3.8836		
6	SMTA A DHOOT (AAHRD4567G)	292500	2.2196	292500	100.00	2.22	0	0	0	0	0	2.2196		
7	RADHIKA A DHOOT (ABPD4530G)	292500	2.2196	292500	100.00	2.22	0	0	0	0	0	2.2196		
8	RAJKUMARI R DHOOT (AAEPD121E)	275948	2.0940	275948	100.00	3.62	0	0	0	0	0	2.0940		
9	RAJ EXPORTS PVT LTD (AAACR6881M)	191520	1.4533	191520	100.00	2.51	0	0	0	0	0	1.4533		
10	GOVARDHAN MURLIDHAR DHOOT (AAAHG0836L)	155330	1.1787	155330	100.00	1.18	0	0	0	0	0	1.1787		
11	DHOOT REKHA GOVERDHAN (AAADPD7520R)	148760	1.1288	148760	100.00	1.13	0	0	0	0	0	1.1288		
12	ADITYA R DHOOT (AAEPD121IG)	138687	1.0524	138687	100.00	1.05	0	0	0	0	0	1.0524		
13	DHOOT JYOTI BRJMOHAN (AAKPD8687J)	104550	0.7934	104550	100.00	0.79	0	0	0	0	0	0.7934		
14	ADITYA R DHOOT (AAACPD0896R)	89225	0.6771	89225	100.00	0.68	0	0	0	0	0	0.6771		
15	BRJMOHAN MURLIDHAR DHOOT (AAAHB1366C)	77473	0.5879	77473	100.00	0.59	0	0	0	0	0	0.5879		
16	RAJKAMAL SUKHANI (AFQPS0180N)	23520	0.1785	23520	100.00	0.18	0	0	0	0	0	0.1785		
17	SHWETA GOVERDHAN DHOOT (AHSRPS13C)	19000	0.1442	19000	100.00	0.14	0	0	0	0	0	0.1442		
	TOTAL	5550133	42.1159	5491228	98.9397	41.6689	0	0	0	0	0	42.1159		




(U)(c)(i) Statement showing holding of securities (including shares, warrants, convertible securities) of persons belonging to the category "Public" and holding more than 1% of the total number of shares

Sr. No.	Name of the shareholder	Number of shares held	Shares as a percentage of total number of shares i.e., Grand Total (A)+ (B)+(C) Indicated in Statement at para (I)(a) above)	Details of warrants		Details of convertible securities		Total shares (including underlying shares assuming full conversion of warrants and convertible securities) as a % of diluted share capital
				Number of warrants held	As a % total number of warrants of the same class	Number of convertible securities held	% w.r.t total number of convertible securities of the same class	
1	IPCA LABORATORIES LTD	1633417	12.3948	0	0	0	0	12.3948
2	LOVIN TRADING COMPANY PVT LTD	337000	2.5572	0	0	0	0	2.5572
3	MAKERS LABORATORIES LTD	307468	2.3331	0	0	0	0	2.3331
4	KRISHNAKUNAR RAMNARAYAN BOOB	181688	1.3787	0	0	0	0	1.3787
5	POONAWALLA INVESTMENT & INDUSTRIES PVT LTD	144032	1.0930	0	0	0	0	1.0930
6	DIPAK KANAYALAL SHAH	141000	1.0699	0	0	0	0	1.0699
	TOTAL	2744605	20.8268	0	0	0	0	20.8268

(U)(c)(ii) Statement showing holding of securities (including shares, warrants, convertible securities) of persons (together with PAC) belonging to the category "Public" and holding more than 5% of the total number of shares of the company


Sr. No.	Name(s) of the shareholder(s) and the Persons Acting in Concert (PAC) with them	Number of shares	Shares as a percentage of total number of shares i.e., Grand Total (A)+ (B)+(C) indicated in Statement at para (I)(a) above)	Details of warrants		Details of convertible securities		Total shares (including underlying shares assuming full conversion of warrants and convertible securities) as a % of diluted share capital
				Number of warrants	As a % total number of warrants of the same class	Number of convertible securities held	% w.r.t total number of convertible securities of the same class	
1	IPCA LABORATORIES LTD	1633417	12.3948	0	0	0	0	12.3948
	TOTAL	1633417	12.3948	0	0	0	0	12.3948



(1)(d) <u>Statement showing details of locked-in shares</u>			
Sr. No.	Name of the shareholder	Number of Locked in Shares	Locked-in shares as a percentage of total number of shares (i.e., Grand Total (A)+(B)+(C) indicated in Statement at para (1)(a) above)
1	NIL	NIL	NIL
TOTAL		NIL	NIL



(II) (a) Statement showing details of Depository Receipts (DRs)				
Sr. No.	Type of outstanding DR (ADRs, GDRs, SDRs, etc.)	Number of outstanding DRs	Number of shares underlying outstanding DRs	Shares underlying outstanding DRs as a percentage of total number of shares i.e., Grand Total (A)+(B)+(C) indicated in Statement at para (I)(a) above}
1	NIL	NIL	NIL	NIL
TOTAL		NIL	NIL	NIL



Statement showing holding of Depository Receipts (DRs), where underlying shares held by "Promoter/ Promoter Group" are in excess of 1% of the total number of shares (II) (b)

Sr. No.	Name of the DR Holder	Type of outstanding DR (ADRs, GDRs, SDRs, etc.)	Number of shares underlying outstanding DRs	Shares underlying outstanding DRs as a percentage of total number of shares (i.e., Grand Total (A)+(B)+(C) indicated in Statement at para (I)(a) above)
1	NIL	NIL	NIL	NIL
	TOTAL	NIL	NIL	NIL

