

Introductory sub-table (I)(a)

Name of the Company: MARGO FINANCE LIMITED

Scrip Code, Name of the scrip, class of security: 500206, MARGOFIN

Quarter ended: JUNE 2014

Partly paid-up shares:- No. of partly paid-up shares paid-up shares As a % of total no. of partly paid-up shares As a % of total no. of shares of the company

Held by promoter/promoter group	0	#DIV/0!	0
Held by public	0	#DIV/0!	0
<b>Total</b>	<b>0</b>	<b>#DIV/0!</b>	<b>0</b>

Outstanding convertible securities:- No. of outstanding securities securities As a % of total no. of outstanding convertible securities AS a % of total no. of shares of the company, assuming full conversion of the convertible securities

Held by promoter/promoter group	0	#DIV/0!	0
Held by public	0	#DIV/0!	0
<b>Total</b>	<b>0</b>	<b>#DIV/0!</b>	<b>0</b>

Warrants:- No. of warrants As a % of total no. of warrants AS a % of total no. of shares of the company, assuming full conversion of warrants

Held by promoter/promoter group	0	#DIV/0!	0
Held by public	0	#DIV/0!	0
<b>Total</b>	<b>0</b>	<b>#DIV/0!</b>	<b>0</b>

Total paid-up capital of the company, assuming full conversion of warrants and convertible securities 4570000



100-

**MARGO FINANCE LIMITED (Statement Showing Shareholding Pattern as on 30.06.2014)**


Category code	Category of Shareholder	Number of Shares	Table (I)(a)				Total shareholding as a percentage of total number of shares		Shares Pledged or otherwise encumbered	As a percentage of (VIII)/(V)*100
			Total number of shares	Number of shares held in dematerialized form	As a percentage of (A+B) <sup>1</sup>	As a percentage of (A+B+C)	Number of shares			
(D)	(II)	(III)	(IV)	(V)	(VI)	(VII)	(VIII)	(IX) = (VIII)/(V)*100		
(A)	Shareholding of Promoter and Promoter									
1	Indian									
(a)	Individuals/ Hindu Undivided Family									
(b)	Central Government/ State Government(s)	6	860772	860772	18.84	18.84	0	0.00		
(c)	Bodies Corporate	0	0	0	0.00	0.00		#VALUE!		
(d)	Financial Institutions/ Banks	9	1561055	1561055	34.16	34.16	0	0.00		
(e)	Any Others(Specify)	0	0	0	0.00	0.00		#VALUE!		
(e-i)	Directors & their Relatives	0	0	0	0.00	0.00		#DIV/0!		
(e-ii)					0.00	0.00		#DIV/0!		
	Sub Total(A)(I)	15	2421827	2421827	52.99	52.99	0	0.00		



2	Foreign																	
a	Foreign Individuals (Non-Residents Individuals/ Foreign Individuals)	0	0	0	0	0.00	0.00											#DIV/0!
b	Bodies Corporate	0	0	0	0	0.00	0.00											#DIV/0!
c	Institutions	0	0	0	0	0.00	0.00											#DIV/0!
d	Qualified Foreign Investor	0	0	0	0	0.00	0.00											#DIV/0!
e	Any Others (Specify)	0	0	0	0	0.00	0.00											#DIV/0!
e-i																		
e-ii																		
	Sub Total(A)(2)	0	0	0	0	0.00	0.00											#DIV/0!
	Total Shareholding of Promoter and	15	2421827	2421827	2421827	52.99	52.99			0								0.00
(B)	Public shareholding																	
1	Institutions																	
(a)	Mutual Funds/ UTI	0	0	0	0	0.00	0.00											
(b)	Financial Institutions/ Banks	1	100	100	100	0.00	0.00											
(c)	Central Government/ State Government(s)	0	0	0	0	0.00	0.00											
(d)	Venture Capital Funds	0	0	0	0	0.00	0.00											
(e)	Insurance Companies	0	0	0	0	0.00	0.00											
(f)	Foreign Institutional Investors	0	0	0	0	0.00	0.00											
(g)	Foreign Venture Capital Investors	0	0	0	0	0.00	0.00											
(h)	Qualified Foreign Investor	0	0	0	0	0.00	0.00											
(i)	Any Other (specify)	0	0	0	0	0.00	0.00											
(i-ii)						0.00	0.00											
(i-iii)																		
	Sub-Total (B)(1)	1	100	100	100	0.00	0.00											




<b>B 2</b>	<b>Non-institutions</b>																		
(a)	Bodies Corporate	92	139008	108758	3.04	3.04													
(b)	Individuals																		
	Individuals - i. Individual shareholders holding nominal share capital up to Rs 1 lakh	9508	1931234	828674	42.26	42.26													
1	Individual shareholders holding nominal share capital in excess of Rs. 1 lakh.																		
II	ii. Individual shareholders holding nominal share capital in excess of Rs. 1 lakh.																		
(c)	Qualified Foreign Investor	4	72389	72389	1.58	1.58													
(d)	Any Other (specify)	0	0	0	0.00	0.00													
(d-1)	Directors & their Relatives				0.00	0.00													
B2c		2	2010	2000	0.04	0.04													
(d-i)																			
B2c	Non Resident Indians	9	2132	2032	0.05	0.05													
(d-iii)																			
B2c	Hindu Undivided Families	0	0	0	0.00	0.00													
(d-iv)																			
B2c	Clearing Members	3	1300	1300	0.00	0.03													
	Sub-Total (B)(2)	9618	2148073	1015153	47.00	47.00													
(B)	Total Public Shareholding (B)= (B)(1)+(B)(2)	9619	2148173	1015253	47.01	47.01													
	TOTAL (A)+(B)	9634	4570000	3437080	100.00	100.00													
(C)	Shares held by Custodians and against which Depository Receipts have been issued																		
1	Promoter and Promoter Group	0	0	0	0	0.00													#DIV/0!
2	Public	0	0	0	0	0.00													
	Sub-Total (C)	0	0	0	0	0													
	GRAND TOTAL (A)+(B)+(C)	9634	4570000	3437080	100.00	100.00													0.00



(1)(b) Statement showing holding of securities (including shares, warrants, convertible securities) of persons belonging to the category "Promoter and Promoter Group"

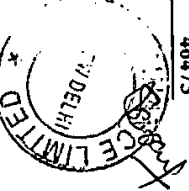
Sr. No.	Name of the shareholder	Details of Shares held			Encumbered shares (*)		Details of warrants		Details of convertible securities		Total shares (including underlying shares assuming full conversion of warrants and convertible securities) as a % of diluted share capital
		Number of shares held	As a % of grand total (A)+(B)+(C)	No.	As a percentage (VI)=(V)/(III)*100	As a % of grand total (A)+(B)+(C) of sub-clause (I)(a)	Number of warrants held	As a % total number of warrants of the same class	Number of convertible securities held	As a % total number of convertible securities of the same class	
(i)	(ii)	(iii)	(iv)	(v)	(vi)	(vii)	(viii)	(ix)	(x)	(xi)	(xii)
1	ANIL KUMAR JAIN (HUF)	394902	8.64	0	0.00	0.00	0	#DIV/0!	0	#DIV/0!	394902
2	RINI INVESTMENT & FIN. PVT. LTD.	383826	8.40	0	0.00	0.00	0	#DIV/0!	0	#DIV/0!	383826
3	GAYATRI DEVI JAIN	324870	7.11	0	0.00	0.00	0	#DIV/0!	0	#DIV/0!	324870
4	SKYRISE PROPERTIES PVT. LTD.	313300	6.86	0	0.00	0.00	0	#DIV/0!	0	#DIV/0!	313300
5	YARNTEX EXPORTS LTD.	265370	5.81	0	0.00	0.00	0	#DIV/0!	0	#DIV/0!	265370
6	R. H. FINVEST PVT. LTD.	204000	4.46	0	0.00	0.00	0	#DIV/0!	0	#DIV/0!	204000
7	SLAB PROPERTIES PVT. LTD.	162700	3.56	0	0.00	0.00	0	#DIV/0!	0	#DIV/0!	162700
8	SHIKHA MOHIT JIAN	100000	2.19	0	0.00	0.00	0	#DIV/0!	0	#DIV/0!	100000
9	COMMET IMPEX PVT. LTD.	93000	2.04	0	0.00	0.00	0	#DIV/0!	0	#DIV/0!	93000
10	RINI INVESTMENT & FIN. PVT. LTD.	62859	1.38	0	0.00	0.00	0	#DIV/0!	0	#DIV/0!	62859
11	INDOCOUNT SECURITIES LTD.	40000	0.88	0	0.00	0.00	0	#DIV/0!	0	#DIV/0!	40000
12	INDOCOUNT SECURITIES LTD.	36000	0.79	0	0.00	0.00	0	#DIV/0!	0	#DIV/0!	36000
13	MOHIT JAIN	15000	0.33	0	0.00	0.00	0	#DIV/0!	0	#DIV/0!	15000
14	NEHA SINGHVI	13000	0.28	0	0.00	0.00	0	#DIV/0!	0	#DIV/0!	13000
15	SHIVANI PATODIA	13000	0.28	0	0.00	0.00	0	#DIV/0!	0	#DIV/0!	13000
<b>TOTAL</b>		<b>2421827</b>	<b>52.99</b>	<b>0</b>	<b>0.00</b>	<b>0.00</b>	<b>0</b>	<b>#DIV/0!</b>	<b>0</b>	<b>#DIV/0!</b>	<b>2421827</b>

(\*) The term "encumbrance" has the same meaning as assigned to it in regulation 28(3) of the SAST Regulations, 2011



**(D)(c)(i) Statement showing holding of securities (including shares, warrants, convertible securities) of persons belonging to the category "Public" and holding more than 1% of the total number of shares**

Sr. No.	Name of the shareholder	Number of shares held	Shares as a percentage of total number of shares {i.e., Grand Total (A)+(B)+(C) indicated in Statement at para (D)(a) above}	Details of warrants		Details of convertible securities		Total shares (including underlying shares assuming full conversion of warrants and convertible securities) as a % of diluted share capital
				Number of warrants held	As a % total number of warrants of the same class	Number of convertible securities held	% w.r.t total number of convertible securities of the same class	
1	Upsurge Investment & Finance Ltd.	46473	1.02		#DIV/0!		#DIV/0!	46473
<b>TOTAL</b>		46473	1.02	0	#DIV/0!	0	#DIV/0!	46473



(D)(c)(ii) Statement showing holding of securities (including shares, warrants, convertible securities) of persons (together with PAC) belonging to the category "Public" and holding more than 5% of the total number of shares of the company

Sr. No.	Name(s) of the shareholder(s) and the Persons Acting in Concert (PAC) with them	Number of shares	Shares as a percentage of total number of shares {i.e., Grand Total (A)+(B)+(C) indicated in Statement at para (D)(a) above}	Details of warrants		Details of convertible securities		Total shares (including underlying shares assuming full conversion of warrants and convertible securities) as a % of diluted share capital
				Number of warrants	As a % total number of warrants of the same class	Number of convertible securities held	% w.r.t total number of convertible securities of the same class	
1	NOT APPLICABLE		0.00		#DIV/0!		#DIV/0!	
2			0.00		#DIV/0!		#DIV/0!	
3			0.00		#DIV/0!		#DIV/0!	
4			0.00		#DIV/0!		#DIV/0!	
5			0.00		#DIV/0!		#DIV/0!	
6			0.00		#DIV/0!		#DIV/0!	
7			0.00		#DIV/0!		#DIV/0!	
8			0.00		#DIV/0!		#DIV/0!	
9			0.00		#DIV/0!		#DIV/0!	
10			0.00		#DIV/0!		#DIV/0!	
TOTAL		0	0.00	0	#DIV/0!	0	#DIV/0!	0

10/2/2022







(1D)(a) Statement showing details of Depository Receipts (DRs)

Sr. No.	Type of outstanding DR (ADRs, GDRs, SDRs, etc.)	Number of outstanding DRs	Number of shares underlying outstanding DRs	Shares underlying outstanding DRs as a percentage of total number of shares {i.e., Grand Total (A)+(B)+(C) indicated in Statement at para (1)(a) above}
1	NOT APPLICABLE			0.00
2				0.00
3				0.00
4				0.00
5				0.00
6				0.00
7				0.00
8				0.00
9				0.00
<b>TOTAL</b>		<b>0</b>	<b>0</b>	<b>0.00</b>



(III)(b) Statement showing holding of Depository Receipts (DRs), where underlying shares held by "promoter/promoter group" are in excess of 1% of the total number of shares

Sr. No.	Name of the DR Holder	Type of outstanding DR (ADRs, GDRs, SDRs, etc.)	Number of shares underlying outstanding DRs	Shares underlying outstanding DRs as a percentage of total number of shares {i.e., Grand Total (A)+(B)+(C) indicated in Statement at para (I)(a) above}
1	NOT APPLICABLE			0.00
2				0.00
3				0.00
4				0.00
5				0.00
6				0.00
7				0.00
8				0.00
9				0.00
<b>TOTAL</b>			0	0.00

