

(1)(a) Statement showing ShareHolding Pattern


Name of the Company : Media Matrix Worldwide Ltd.
Quarter Ended : 30-06-2014
Scrip Code : 512267



Partly paid-up Shares	No. of Partly paid-up Shares	As a % of total No. of Partly paid-up Shares	As a % of Total no. of Shares of the Company
Held by Promoters/ Promoters Group	0		
Held by Public	0		
TOTAL - D	0		
Outstanding Conv. Securities	No. of Outstanding Securities	As a % of Total no. of O/S Conv. Securities	As a % of Total no. of Shares of the Co., assuming full conv.
Held by Promoters/ Promoters Group	0		
Held by Public	0		
TOTAL - E	0		

Warrants :	No. of Warrants	As a % of Total no. of Warrants	As a % of Total no. of Shares of the Co., assuming full conv.
Held by Promoters/ Promoters Group	0		
Held by Public	0		
TOTAL - F	0		


Total paid-up Capital of the Company assuming full conv. Of warrants & securities	1132742219
---	------------



Scrip Code : 512267
Quarter Ended : 30-06-2014



Category code	Category of Shareholder	Number of Shareholders	Total number of shares	Number of shares held in dematerialized form	Total shareholding as a percentage of total number of shares			Shares pledged or otherwise encumbered
					As a percentage of(A+B) ¹	As a percentage of (A+B+C)	Number of shares	
							As a % of Total No. of Shares	
(A)	Shareholding of Promoter and Promoter Group ²							
1	Indian							
a	Individual/Huf	1	37326166	37326166	3.295	3.295	0.000	
b	Central/State Gov	0	0	0	0.000	0.000	0.000	
c	Bodies Corporates	2	670772547	670772547	59.217	59.217	0.000	
d	Fins / Banks	0	0	0	0.000	0.000	0.000	
e	Any Other specificity	0	0	0	0.000	0.000	0.000	
e-1		0	0	0	0.000	0.000	0.000	
e-2		0	0	0	0.000	0.000	0.000	
	Sub Total(A)(1)	3	708098713	708098713	62.512	62.512	0.000	
2	Foreign							
a	Indy NRI/For Ind	0	0	0	0.000	0.000	0.000	
b	Bodies Corporate	0	0	0	0.000	0.000	0.000	
c	Institutions	0	0	0	0.000	0.000	0.000	
d	Qualified For Inv.	0	0	0	0.000	0.000	0.000	
e	Any Other Specificy	0	0	0	0.000	0.000	0.000	
e-1		0	0	0	0.000	0.000	0.000	
e-2		0	0	0	0.000	0.000	0.000	
	Sub Total(A)(2)	0	0	0	0.000	0.000	0.000	
	Total Shareholding of Promoter and Promoter Group Total (A)= (A)(1)+(A)(2)	3	708098713	708098713	62.512	62.512	0.000	
(B)	Public shareholding							
1	Institutions							
a	Mutual Funds	0	0	0	0.000	0.000		
b	Fins / Banks	0	0	0	0.000	0.000		
c	Central/State Govt	0	0	0	0.000	0.000		
d	Venture Cap Fund	2	130000	130000	0.011	0.011		
e	Insurance Comp(s)	0	0	0	0.000	0.000		
f	Foreign Ins Invest	0	0	0	0.000	0.000		
g	Foreign Ven Cap In	0	0	0	0.000	0.000		




Statement Showing Shareholding Pattern - Table (I)(a)

Media Matrix Worldwide Ltd.

Scrip Code : 512267
Quarter Ended : 30-06-2014




Category code	Category of Shareholder	Number of Shareholders	Total number of shares	Number of shares held in dematerialized form	Total shareholding as a percentage of total number of shares		Number of shares pledged or otherwise encumbered	As a % of Total No. of Shares
					As a percentage of(A+B) ¹	As a percentage of (A+B+C)		
h	Qualified For. Inv.	0	0	0	0.000	0.000		
i	Any Other -Specify	0	0	0	0.000	0.000		
i-1		0	0	0	0.000	0.000		
i-2		0	0	0	0.000	0.000		
	Sub-Total (B)(1)	2	130000	130000	0.011	0.011		
B 2	Non-institutions							
a	Bodies Corporates	155	297557158	297557158	26.269	26.269		
b	Individuals	2494	11577928	11577521	1.022	1.022		
	(i) upto Rs 1 Lacs	74	104360082	104360082	9.213	9.213		
	(ii) above Rs1-Lac	0	0	0	0.000	0.000		
c	Qualified For. Inv.	24	10510797	10510797	0.928	0.928		
d	Any Other -Cfr-Mem	0	0	0	0.000	0.000		
d-1		0	0	0	0.000	0.000		
d-2		0	0	0	0.000	0.000		
	-OCB	0	0	0	0.000	0.000		
	-NRI	27	507541	507541	0.045	0.045		
	Sub-Total (B)(2)	2774	424513506	424513099	37.477	37.477		
(B)	Total (B)= (B)(1)+(B)(2)	2776	424643506	424643099	37.488	37.488		
	TOTAL (A)+(B)	2779	1132742219	1132741812		100.000	0	0.000
(C)	Held by Custodians against Receipts							
	PROMOTER & PRO GRP	0	0	0				
	PUBLIC	0	0	0				
	GRAND TOTAL (A)+(B)+(C)	2779	1132742219	1132741812		100.000	0	0.000



(D)(b) Statement showing holding of securities (including shares, warrants, convertible securities) of persons belonging to the category "Promoter and Promoter Group"

Sr. No.	Ref. No	Name of the shareholder	Total Shares held		Shares pledged or otherwise encumbered			Details of warrant		Details of convertible securities		Total share (including shares assumed in full conversion of warrant at convertible securities) as of diluted share capital
			Number	As a % of grand total (A)+(B)+(C)	Number	% of Total shares held	As a % of grand total (A)+(B)+(C)	Number of warrants held	As a % of total No of warrants of the same class	Number of convertible securities held	As a % of total No of convertible securities of the same class	
1	10022183	DIGIVISION HOLDINGS PRIVATE LIMITED	644639606	56.910	0	0.000	0.000	0	0.000	0	0.000	56
2	10022360	DIGIVISION WIRELESS PRIVATE LIMITED	261329241	2.307	0	0.000	0.000	0	0.000	0	0.000	2
3	10061043	MAHENDRA NAHATA	37326166	3.295	0	0.000	0.000	0	0.000	0	0.000	3
		Total Promoter & Promoter Group	708098713	62.512	0	0.000	0.000	0	0.000	0	0.000	62



(II)(a) Statement showing details of Depository Receipts (DRs)

Sr. No.	Ref-Num	Name of theHolder	Type of outstanding DR (ADRs, GDRs, SDRs, etc.)	Number of outstanding DRs	Number of shares underlying outstanding DRs	Shares underlying outstanding DRs as a percentage of total number of shares {i.e., Grand Total (A)+(B)+(C) indicated in Statement at para (I)(a) above}



(II)(b) Statement showing Holding of Depository Receipts (DRs), where underlying shares held by Promoter/Promoter Group are in excess of 1% of the total number of shares

Sr. No.	Ref:Num	Name of the DR Holder	Type of outstanding DR (ADRs, GDRs, SDRs, etc.)	Number of outstanding DRs	Number of shares underlying outstanding DRs	Shares underlying outstanding DRs as a percentage of total number of shares {i.e., Grand Total (A)+(B)+(C) indicated in Statement at para 1)(a) above}

