


Introductory sub-table (I)(a)

Name of the Company: Melstar Information Technologies Limited			
Scrip Code, Name of the scrip, class of security : 532307		Equity	
Quarter ended: 30-06-2014			
Partly paid-up shares:-			
	No. of partly paid-up shares	As a % of total no. of partly paid-up shares	As a % of total no. of shares of the company
Held by promoter/promoter group		#DIV/0!	#DIV/0!
Held by public		#DIV/0!	#DIV/0!
Total	0	#DIV/0!	#DIV/0!
Outstanding convertible securities:- No. of outstanding securities			
		As a % of total no. of outstanding convertible securities	As a % of total no. of shares of the company, assuming full conversion of the convertible securities
Held by promoter/promoter group		#DIV/0!	#DIV/0!
Held by public		#DIV/0!	#DIV/0!
Total	0	#DIV/0!	#DIV/0!
Warrants:-			
	No. of warrants	As a % of total no. of warrants	As a % of total no. of shares of the company, assuming full conversion of warrants
Held by promoter/promoter group		#DIV/0!	#DIV/0!
Held by public		#DIV/0!	#DIV/0!
Total	0	#DIV/0!	#DIV/0!
Total paid-up capital of the company, assuming full conversion of warrants and convertible securities		14,28,3,139 Fully Paid Equity Shares of Rs. 10/- each aggregating Rs.14,28,31,390.00	



30 JUN 2014


Statement Showing Shareholding Pattern

		Table (I)(a)					
Category	Category of	Number of	Total	Number of	Total shareholding as a		Shares Pledged or otherwise
(I)	(II)	(III)	(IV)	(V)	As a percentage of (A+B) ¹	As a percentage of (A+B+C)	Number of shares
(A)	Shareholding of Promoter and Promoter Group ²				(VI)	(VII)	(VIII)
							(IX) = (VIII)/(IV)*100
1	Indian						
(a)	Individuals/ Hindu Undivided Family				0.00	0.00	#DIV/0!
(b)	Central Government/ State Government(s)				0.00	0.00	#DIV/0!
(c)	Bodies Corporate	3	7120976	7120976	49.86	49.86	400000
(d)	Financial Institutions/ Banks				0.00	0.00	5.62
(e)	Any Others(Specify)				0.00	0.00	#DIV/0!
(e-i)					0.00	0.00	#DIV/0!
(e-ii)					0.00	0.00	#DIV/0!
	Sub Total(A)(1)	3	7120976	7120976	49.86	49.86	400000
							5.62
2	Foreign						
a	Individuals (Non-Residents Individuals/ Foreign Individuals)				0.00	0.00	#DIV/0!
b	Bodies Corporate				0.00	0.00	#DIV/0!
c	Institutions				0.00	0.00	#DIV/0!
d	Qualified Foreign Investor				0.00	0.00	#DIV/0!
e	Any Others(Specify)				0.00	0.00	#DIV/0!
e-i					0.00	0.00	#DIV/0!
e-ii					0.00	0.00	#DIV/0!
	Sub Total(A)(2)	0	0	0	0.00	0.00	0
							#DIV/0!
	Total Shareholding of Promoter and	3	7120976	7120976	49.86	49.86	400000
	and						5.62
(B)	Public shareholding						
1	Institutions						
(a)	Mutual Funds/ UTI				0.00	0.00	
(b)	Financial Institutions/ Banks	1	100000	100000	0.70	0.70	
(c)	Central Government/ State Government(s)				0.00	0.00	
(d)	Venture Capital Funds				0.00	0.00	
(e)	Insurance Companies				0.00	0.00	
(f)	Foreign Institutional Investors				0.00	0.00	
(g)	Foreign Venture Capital Investors				0.00	0.00	
(h)	Qualified Foreign Investor				0.00	0.00	
(i)	Any Other (specify)				0.00	0.00	
(i-ii)					0.00	0.00	
(i-ii)					0.00	0.00	
	Sub-Total (B)(1)	1	100000	100000	0.70	0.70	
B 2	Non-institutions						
(a)	Bodies Corporate	217	814411	811410	5.70	5.70	
(b)	Individuals				0.00	0.00	



30 JUN 2014

I	Individuals -i. Individual shareholders holding nominal share capital up to Rs 1 lakh	9770	4185427	3987859	29.30	29.30		
II	ii. Individual shareholders holding nominal share capital in excess of Rs. 1 lakh.							
		52	1683855	1683855	11.79	11.79		
(c)	Qualified Foreign Investor				0.00	0.00		
(d)	Any Other (specify)				0.00	0.00		
(d-i)	Clearing Member	40	46964	46964	0.33	0.33		
(d-ii)	Office Bearers	5	1553	251	0.01	0.01		
(d-iii)	Foreign Nationals	1	43423		0.30	0.30		
(d-iv)	Non Resident Indians - Repat	23	267383	252056	1.87	1.87		
(d-v)	Non Resident Indians - Non Repat	16	18047	17847	0.13	0.13		
(d-vi)	Hindu Undivided Family	9	1100	0				
	Sub-Total (B)(2)	10133	7062163	6800242	49.44	49.44		
(B)	Total Public Shareholding (B)= (B)(1)+(B)(2)	10134	7162163	6900242	50.14	50.14		
	TOTAL (A)+(B)	10137	14283139	14021218	100.00	100.00		
(C)	Shares held by Custodians and against which Depository Receipts have been issued							
1	Promoter and Promoter Group				0.00			#DIV/0!
2	Public				0.00			
	Sub-Total (C)	0	0	0	0	0		
	GRAND TOTAL (A)+(B)+(C)	10137	14283139	14021218	100.00	100.00		2.80




30 JUN 2014

(1)(b) Statement showing holding of securities (including shares, warrants, convertible securities) of persons belonging to the category "Promoter and Promoter Group"

Sr. No.	Name of the shareholder	Details of Shares held		Encumbered shares (*)			Details of warrants		Details of convertible securities		Total shares
		Number of shares held	As a % of grand total (A) + (B) + (C)	No.	As a percentage	As a % of grand total (A) + (B) + (C) of sub-clause (1)(a)	Number of warrants held	As a % of the same class	Number of convertible securities held	As a % of the same class	
(i)	(ii)	(iii)	(iv)	(v)	(vi) = (v)/(iii) * 100	(vii)	(viii)	(ix)	(x)	(xi)	(xii)
1	SHEARSON INVESTMENT TRADING CO PVT LTD	2501908	17.52	400000	15.99	2.80		0		0	
2	GODAVARI CORPORATION PVT LTD	2390819	16.74		0.00	0.00		0		0	
3	NIRVED TRADERS PRIVATE LIMITED	2228249	15.60		0.00	0.00		0		0	
TOTAL		7120976	49.86	400000	5.62	2.80	0	0	0	0	0


(*) The term "encumbrance" has the same meaning as assigned to it in regulation 28(3) of the BAST Regulations, 2011



30 JUN 2014

(1)(c)(i) Statement showing holding of securities (including shares, warrants, convertible securities) of persons belonging to the category "Public" and holding more than 1% of the total number of shares


Sr. No.	Name of the shareholder	Number of shares held	Shares as a percentage of total number of shares {i.e., Grand Total (A)+(B)+(C) indicated in Statement at para (1)(a) above}	Details of warrants		Details of convertible securities		Total shares (including underlying shares assuming full conversion of warrants and convertible securities) as a % of diluted share capital
				Number of warrants held	As a % total number of warrants of the same class	Number of convertible securities held	% w.r.t total number of convertible securities of the same class	
1	PRAVIN S MEHTA - AOSPM3141C	220625	1.54					
2	BHAVESH SHAH - ACZPS3722J	196816	1.38		0		0	
3	SHASHI RANI GUPTA -AAFPG9165K	156230	1.09		0		0	
TOTAL		573671	4.02	0	0	0	0	0



30 JUN 2014

(I)(c)(ii) Statement showing holding of securities (including shares, warrants, convertible securities) of persons (together with PAC) belonging to the category "Public" and holding more than 5% of the total number of shares of the company

Sr. No.	Name(s) of the shareholder(s) and the Persons Acting in Concert (PAC) with them	Number of shares	Shares as a percentage of total number of shares (i.e., Grand Total (A)+(B)+(C) Indicated in Statement at para (I)(a) above)	Details of warrants		Details of convertible securities		Total shares (including underlying shares assuming full conversion of warrants and convertible securities) as a % of diluted share capital
				Number of warrants	As a % total number of warrants of the same class	Number of convertible securities held	% w.r.t total number of convertible securities of the same class	
1	NIL							
2						0		
3						0		
4						0		
5						0		
6						0		
7						0		
8						0		
9						0		
10						0		
						0		
						0		
TOTAL		0	0.00	0	#DIV/0!	0	#DIV/0!	0



30 JUN 2014

(II)(a) Statement showing details of Depository Receipts (DRs)

Sr. No.	Type of outstanding DR (ADRs, GDRs, SDRs, etc.)	Number of outstanding DRs	Number of shares underlying outstanding DRs	Shares underlying outstanding DRs as a percentage of total number of shares (i.e., Grand Total (A)+(B)+(C) indicated in Statement at para (I)(a) above)
1	NIL			
2				0.00
3				0.00
4				0.00
5				0.00
6				0.00
7				0.00
8				0.00
9				0.00
				0.00
				0.00
TOTAL		0	0	0.00

