


Name of the Company	MIRCH TECHNOLOGIES LTD		
Scrip Code		Quarter Ended	30/06/2014

Partly Paid-up Shares	No. of partly paid-up shares	As a % of total no. of partly paid-up shares	As a % of total no. of shares of the company
Held by promoter/ promoter group	NIL	NIL	NIL
Held by public	NIL	NIL	NIL
Total			

Outstanding convertible securities :-	No. of outstanding securities	As a % of total no. of outstanding convertible securities	As a % of total no. of share of the company assuming full conversion of the convertible securities
Held by promoter/ promoter group	NIL	NIL	NIL
Held by public	NIL	NIL	NIL
Total			

Warrants:-	No. of warrants	As a % of total no. of warrants	As a % of total no. of share of the company assuming full conversion of the warrants
Held by promoter/ promoter group	NIL	NIL	NIL
Held by public	NIL	NIL	NIL
Total			

Total paid-up capital of the company, assuming full conversion of warrants and convertible securities	800000
---	--------




(1)(a) Statement showing Shareholding Pattern under Clause 35 of the Listing Agreement

MIRCH TECHNOLOGIES LTD

Quarter Ended 30/06/2014

Category Code	Category Shareholder	Number of Shareholders	Total number of shares	Number of shares held in dematerialized form	Total Shareholding as a percentage of total number of shares		Shares pledged or otherwise encumbered
					As a percentage of (A+B)	As a percentage of (A+B+C)	
(A)	Shareholding of Promoter and Promoter Group						
1	Indian						
(a)	Individuals / Hindu Undivided Family	0	0	0	0.00	0.00	0 0.00
(b)	Central Government/ State Government(s)	0	0	0	0.00	0.00	0 0.00
(c)	Bodies Corporate	0	0	0	0.00	0.00	0 0.00
(d)	Financial Institutions/Banks	0	0	0	0.00	0.00	0 0.00
(e)	Any Other (Specify)						
	(a) Directors Relative	3	310850	307500	38.86	38.86	0 0.00
	(b) Directors Relative	2	255444	250344	31.93	31.93	0 0.00
	(c) Person Acting in Concert	0	0	0	0.00	0.00	0 0.00
	Sub Total (A)(1)	5	566294	557844	70.79	70.79	0 0.00
2	Foreign						
(a)	Individuals (Non-Resident, Individuals/ Foreign, Individuals)	0	0	0	0.00	0.00	0 0.00
(b)	Bodies Corporate	0	0	0	0.00	0.00	0 0.00
(c)	Institutions	0	0	0	0.00	0.00	0 0.00
(d)	Qualified Foreign Investor	0	0	0	0.00	0.00	0 0.00
(e)	Any Other (Specify)						
	Sub Total (A)(2)	0	0	0	0.00	0.00	0 ****.***
	Total Shareholding of Promoter and Promoter Group (A)=(A)(1)+(A)(2)	5	566294	557844	70.79	70.79	0 0.00



MIRCH TECHNOLOGIES LTD

Name of the Company

Quarter Ended 30/06/2014

Script Code

Category / Shareholder code	Number of Shareholders of shares	Total number of shares	Number of shares held in dematerialized form	Total Shareholding as a percentage of total number of shares		Shares, pledged or otherwise encumbered
				As a percentage of (A+B)	As a percentage of (A+B+C)	
(B) Public Shareholding						N.A.
1 Institutions						N.A.
(a) Mutual Funds / UTI	0	0	0	0.00	0.00	
(b) Financial Institutions / Banks	1	100	0	0.01	0.01	
(c) Central Government / State Government(s)	0	0	0	0.00	0.00	
(d) Venture Capital Funds	0	0	0	0.00	0.00	
(e) Insurance Companies	0	0	0	0.00	0.00	
(f) Foreign Institutional Investors	0	0	0	0.00	0.00	
(g) Foreign Venture Capital Investors	0	0	0	0.00	0.00	
(h) Qualified Foreign Investor	0	0	0	0.00	0.00	
(i) Any Other (Specify)	0	0	0	0.00	0.00	
Sub Total (B)(1)	1	100	0	0.01	0.01	N.A.
2 Non-Institutions						
(a) Bodies Corporate	19	7258	4048	0.91	0.91	
(b) Individuals	1951	223173	35432	27.90	27.90	
(i) Individual Shareholders holding nominal share capital up to Rs. 1 lakh	0	0	0	0.00	0.00	
(ii) Individual Shareholders holding nominal share capital in excess of Rs. 1 lakh	0	0	0	0.00	0.00	
(c) Qualified Foreign Investor	3	200	200	0.03	0.03	
(d) Any Other (Specify)	0	0	0	0.00	0.00	
(a) N.R.I. (Repatriated & Non-Repatriated)	2	2050	1950	0.26	0.26	
(b) Foreign Corporate Bodies	4	925	925	0.12	0.12	
(c) Trust	0	0	0	0.00	0.00	
(d) Hindu Undivided Family	0	0	0	0.00	0.00	
(f) Employee	0	0	0	0.00	0.00	
(h) Clearing Members	0	0	0	0.00	0.00	
Sub Total (B)(2)	1979	233606	42555	29.20	29.20	N.A.
Total Public Shareholding (B) = (B)(1)+(B)(2)	1980	233706	42555	29.21	29.21	
TOTAL (A)+(B)	1985	800000	600399	100.00	100.00	N.A.
(C) Shares held by Custodians and against which Depository Receipts have been issued						
1 Promoter and Promoter Group	0	0	0	0.00	0.00	N.A.
2 Public	0	0	0	0.00	0.00	N.A.




Name of the Company	MIRCH TECHNOLOGIES LTD
Quarter Ended	30/06/2014
Script Code	

(D) Statement showing holding of securities (including shares, warrants, convertible securities) of persons belonging to the category 'Promoter and Promoter Group'

Sr. No.	Name of the Shareholder	Details of Shares held			Encumbered shares (%)		Details of Warrants		Details of convertible securities		Total Shares (including underlying shares arising from conversion of warrants and convertible securities as a % diluted share capital)
		Number of shares held	as a % of Grand Total (A)+(B)*(C)	Number	as a percentage (D)=(E)/(III)*100	as a % of grand total (A)+(B)+(C) of sub-class (IV)(a)	Number of warrants held	as a % total number of warrants of the same class (II)	Number of convertible securities held	as a % total number of convertible securities of the same class (II)	
(I)	(II)	(III)	(IV)	(V)	(VI)	(VII)	(VIII)	(IX)	(X)	(XI)	(XII)
1	SHY KUMAR LADHA	307500	38.45	01	0.00	0.00	0	0.00	0	0.00	38.45
2	SHARDEVI SHYKUMAR LADHA	230324	31.29	01	0.00	0.00	0	0.00	0	0.00	31.29
3	Mrs. Usha S. Ladha	5180	0.65	01	0.00	0.00	0	0.00	0	0.00	0.65
4	Mr. SHY Kumar Ladha	3280	0.40	01	0.00	0.00	0	0.00	0	0.00	0.40
5	Mr. SHY Kumar Ladha A/c Paradise	150	0.01	01	0.00	0.00	0	0.00	0	0.00	0.01
	TOTAL	566294	70.78	01	0.00	0.00	0	0.00	0	0.00	70.78


(*) The term 'encumberance' has the same meaning as assigned to it in regulation 28(3) of the SEBI Regulation, 2011



Name of the Company	MIRCH TECHNOLOGIES LTD
Script Code	30/06/2014
Quarter Ended	30/06/2014

(D)(C)(E) Statement showing holding of securities (including shares, warrants, convertible securities) of persons belonging to the category "Public" and holding more than 1% of the total number of shares

Sr. No.	Name of the Shareholder	Total number of shares	Shares as a % of total number of shares (A)+(B)+(C) indicated in Statement at para (1)(a) (above)	Details of Warrants		Details of convertible securities		Total Shares (Including underlying shares assuming full conversion of warrants and convertible securities as a % of diluted share capital)
				Number of warrants held	As a % total number of warrants of the same class	Number of convertible securities held	As a % total number of convertible securities of the same class	
1	MIL	0	0.00	0	0.00	0	0.00	0.00
5	TOTAL	0	0.00	0	0.00	0	0.00	0.00




0

dated 30/06/2014

ities (including shares, warrants, convertible securities) of persons (together with PAC) and holding more than 5% of the total number of shares of the company.

Number of shares	Shares as a % of total number of shares (i.e. Grand Total (A)+(B)+(C) indicated in Statement at para (I)(a) above)	Details of Warrants		Details of convertible securities		Total Shares (including underlying shares assuming full conversion of warrants and convertible securities) as a % of diluted share capital
		Number of Warrants held	As a % total number of warrants of the same class	Number of Convertible securities held	% w.r.t. total number of convertible securities of the same class	
0	0.00	0	0.00	0	0.00	0.00
0	0.00					0.00



Name of the Company	MIRCH TECHNOLOGIES LTD		
Scrip Code	Quarter Ended	30/06/2014	

Statement showing details of Locked-in shares

Sr. No.	Name of the Shareholder	Total number of shares	Shares as a % of total number of shares i.e. Grand Total (A)+(B)+(C) indicated in Statement at para (I)(a)	Promoter / Promoter Group / Public
1	NIL	0	0.00	
	TOTAL	0	0.00	



Company	MIRCH TECHNOLOGIES LTD		
	Quarter Ended	30/06/2014	

Statement showing details of Depository Receipts (DRs)

of outstanding DRs, GDRs, SDRs, etc.)	Number of outstanding DRs	Total number of shares	Shares underlying outstanding DRs as a % of total number of shares (i.e., GRAND TOTAL (A)+(B)+(C) indicated in statement at para (I)(a) above)
	NIL	NIL	NIL

Statement showing holding of Depository Receipts (DRs), where underlying shares are in excess of 1% of the total number of shares

of the DR Holder	Type of outstanding DR (ADRs, GDRs, SDRs, etc.)	Number of shares underlying outstanding DRs	Shares underlying outstanding DRs as a % of total number of shares (i.e., GRAND TOTAL (A)+(B)+(C) indicated in statement at para (I)(a) above)
	NIL	NIL	NIL



J