


Introductory sub-table (I)(a)

Name of the Company: Olympic Oil Industries Limited			
Scrip Code, Name of the scrip, class of security: 507609, OLYOI, Equity			
Quarter ended: 30th June, 2014			
Partly paid-up shares:-	No. of partly paid-up shares	As a % of total no. of partly paid-up shares	As a % of total no. of shares of the company
Held by promoter/promoter group	Nil	Nil	Nil
Held by public	Nil	Nil	Nil
Total - D	0	Nil	Nil
Outstanding convertible securities:-	No. of outstanding securities	As a % of total no. of outstanding convertible securities	As a % of total no. of shares of the company, assuming full conversion of the convertible securities
Held by promoter/promoter group	Nil	Nil	Nil
Held by public	Nil	Nil	Nil
Total - E	0	Nil	0
Warrants:-	No. of warrants	As a % of total no. of warrants	As a % of total no. of shares of the company, assuming full conversion of warrants
Held by promoter/promoter group	Nil	Nil	Nil
Held by public	0	Nil	
Total - F	0	Nil	0.00
Total paid-up capital of the company, assuming full conversion of warrants and convertible securities (Grand Total (A+B+C)+ D+E+F)	2854000		100




Statement Showing Shareholding Pattern

Category code	Category of Shareholder	Number of Shareholders	Table (I)(a)		Total shareholding as a percentage of total number of shares		Shares Pledged or otherwise encumbered		
			Total number of shares	Number of shares held in dematerialized form	As a percentage of (A+B) ¹	As a percentage of (A+B+C)	Number of shares	As a percentage	
									(IV)
(I)	(II)	(III)	(IV)	(V)	(VI)	(VII)	(VIII)	(IX)= (VIII)/(IV)*100	
(A)	Shareholding of Promoter and								
1	Indian								
(a)	Individuals/ Hindu Undivided Family								
		4	688660	682060	24.13	24.13	0	0.00	
(b)	Central Government/ State Government(s)	0	0	0	0.00	0.00	0	0.00	
(c)	Bodies Corporate	0	0	0	0.00	0.00	0	0.00	
(d)	Financial Institutions/ Banks	0	0	0	0.00	0.00		0.00	
(e)	Any Others(Specify)	0	0	0	0.00	0.00		0.00	
(e-i)									
(e-ii)									
	Sub Total(A)(1)	4	688660	682060	24.13	24.13	0	0.00	
2	Foreign								



a	Individuals (Non-Residents Individuals/ Foreign Individuals)	0	0	0	0.00	0.00	0	0.00
b	Bodies Corporate	0	0	0	0.00	0.00	0	0.00
c	Institutions	0	0	0	0.00	0.00	0	0.00
d	Any Others(Specify)	0	0	0	0.00	0.00	0	0.00
d-i					0.00	0.00		0.00
d-ii					0.00	0.00		0.00
	Sub Total(A)(2)	0	0	0	0.00	0.00	0	0.00
	Total Shareholding of Promoter and	4	688660	682060	24.13	24.13	0	0.00
(B)	Public shareholding							
1	Institutions							
(a)	Mutual Funds/ UTI	0	0	0	0.00	0.00		
(b)	Financial Institutions / Banks	0	0	0	0.00	0.00		
(c)	Central Government/ State Government(s)	0	0	0	0.00	0.00		
(d)	Venture Capital Funds	0	0	0	0.00	0.00		
(e)	Insurance Companies	0	0	0	0.00	0.00		
(f)	Foreign Institutional Investors	0	0	0	0.00	0.00		
(g)	Foreign Venture Capital Investors	0	0	0	0.00	0.00		
(h)	Any Other (specify)	0	0	0	0.00	0.00		
(h-i)					0.00	0.00		
(h-ii)					0.00	0.00		
	Sub-Total (B)(1)	0	0	0	0.00	0.00		
B 2	Non-institutions							



(a)	Bodies Corporate	6	314050	314050	11.00	11.00		
(b)	Individuals				0.00	0.00		
I	Individuals -i. Individual shareholders holding nominal share capital up to Rs 1 lakh	308	167420	36600	5.87	5.87		
II	ii. Individual shareholders holding nominal share capital in excess of Rs. 1 lakh.	34	1683870	1526720	59.00	59.00		
(c)	Any Other (specify)				0.00	0.00		
(c-i)	NRI's	0	0	0	0.00	0.00		
(c-ii)					0.00	0.00		
	Sub-Total (B)(2)	348	2165340	1877370	75.87	75.87		
(B)	Total Public Shareholding (B)= (B)(1)+(B)(2)	348	2165340	1877370	75.87	75.87		
	TOTAL (A)+(B)	352	2854000	2559430	100.00	100.00		
(C)	Shares held by Custodians and against which Depository Receipts have been issued							
1	Promoter and Promoter Group	0	0	0		0.00		0.00
2	Public					0.00		
	Sub-Total (C)	0	0	0		0	0	
	GRAND TOTAL (A)+(B)+(C)	352	2854000	2559430		100.00	0	0.00




Sr.No	Notes
1	
2	
3	
4	
5	
6	
7	
8	
9	



(I)(b) Statement showing holding of securities (including shares, warrants, convertible securities) of persons belonging to the category "Promoter and Promoter Group"

Sr. No.	Name of the shareholder	Total shares held		Shares pledged or otherwise encumbered		
		Number of shares	As a % of grand total (A)+(B)+(C)	Number	As a percentage	As a % of grand total (A)+(B)+(C) of sub-clause (I)(a)
(I)	(II)	(III)	(IV)	(V)	(VI)=(V)/(III)*100	(VII)
1	Sunil Verma	350220	12.27	0	0.00	0.00
2	Nilima U Desai	36100	1.26	0	0.00	0.00
3	Uday Jayant Desai	191640	6.71	0	0.00	0.00
4	Sujay U Desai	110700	3.88	0	0.00	0.00
5			0.00			
6			0.00			
7			0.00			
8			0.00			
9			0.00			
10			0.00			
11			0.00			
			0.00			
TOTAL		688660	24.13	0	0.00	0.00



(I)(c) Statement showing holding of securities (including shares, warrants, convertible securities) belonging to the category “Public” and holding more than 1% of the total number of shares

Sr. No.	Name of the shareholder	Number of shares	Shares as a percentage of total number of shares {i.e., Grand Total (A)+(B)+(C) indicated in Statement at para (I)(a) above}
1	Aditi Malaviya	30000	1.05
2	Ajay Mehrotra	69000	2.42
3	Ajay Verma	90000	3.15
4	Alka Bajpai	30900	1.08
5	Amit Kumar Agarwal HUF	30000	1.05
6	Anita Sanganeria	48600	1.70
7	Arvind Srivastava	80000	2.80
8	Ashish Agarwal	30000	1.05
9	Atul Kumar Trivedi	73600	2.58
10	Epoch Synthetics Private Limited	29800	1.04
11	Gopal Saxena	56600	1.98
12	Hemant Rasiklal Kamodia	80000	2.80
13	J. U. D Trading Private Limited	140000	4.91
14	Jeetendra Singh	34650	1.21
15	Madhu Agarwal	60000	2.10
16	Manish Agarwal	30000	1.05
17	Mini Singh	30000	1.05
18	Nagendra Shukla	70000	2.45
19	Nextgen Entertainment Private Limited	140000	4.91
20	Niraj Jitendra Kumar Kamodia	60000	2.10
21	Rajendra Prasad Yadav	50000	1.75
22	Rakesh Kumar	50000	1.75



23	Ram Prakash Mishra	78760	2.76
24	Ramesh Vishwakarma	80000	2.80
25	Rashmi Tiwari	68000	2.38
26	Sachin Kumar Verma	46000	1.61
27	Saurabh Verma	60000	2.10
28	Suresh Pandya	40000	1.40
29	Teena Agarwal	60000	2.10
30	Vineet Kumar Pandey	80200	2.81
31	Yamini Trivedi	56000	1.96
32	Yogainder Kumar Gupta	30000	1.05

	Total	1912110	67.00
--	--------------	----------------	--------------



(1)(c) Statement showing holding of securities (including shares, warrants, convertible securities) belonging to the category "Public" and holding more than 5% of the total number of shares

Sr. No.	Name of the shareholder	Number of shares	Shares as a percentage of total number of shares i.e., Grand Total (A)+(B)+(C) indicated in Statement at para (1)(a) above}
1			



(II)(a) Statement showing details of Depository Receipts (DRs)

Sr. No.	Type of outstanding DR (ADRs, GDRs, SDRs, etc.)	Number of outstanding DRs	Number of shares underlying outstanding DRs	Shares underlying outstanding DRs as a percentage of total number of shares {i.e., Grand Total (A)+(B)+(C) indicated in Statement at para (I)(a) above}
1				0.00
2				0.00
3				0.00
4				0.00
5	Not-Applicable			
6				0.00
7				0.00
8				0.00
9				0.00
TOTAL		0	0	0.00



(II)(b) Statement showing holding of Depository Receipts (DRs), where underlying shares held by "promoter/promoter group" are in excess of 1% of the total number of shares

Sr. No.	Name of the DR Holder	Type of outstanding DR (ADRs, GDRs, SDRs, etc.)	Number of shares underlying outstanding DRs	Shares underlying outstanding DRs as a percentage of total number of shares {i.e., Grand Total (A)+(B)+(C) indicated in Statement at para (I)(a) above}
1				0.00
2				0.00
3				0.00
4				0.00
5	Not-Applicable			
6				0.00
7				0.00
8				0.00
9				0.00
TOTAL			0	0.00

