

(1) (a) Statement showing Shareholding Pattern


Name of the Company: PBA INFRASTRUCTURE LIMITED		BSE- , NSE- ; Equity	
Scrip Code, Name of the scrip, class of security:		30 th June, 2014	
Quarter ended :			
Partly paid-up shares:-	No. of partly paid-up shares	As a % of total no. of partly paid-up shares	As a % of total no. of shares of the company
Held by Promoter / Promoter Group	0	0.0000	0.0000
Held by public	0	0.0000	0.0000
Total	0	0.0000	0.0000
Outstanding convertible securities:-	No. of outstanding securities	As a % of total No. of outstanding convertible securities	As a % of total no. of shares of the company, assuming full conversion of the convertible securities
Held by Promoter / Promoter Group	0	0.0000	0.0000
Held by public	0	0.0000	0.0000
Total	0	0.0000	0.0000
Warrants:-	No. of warrants	As a % of total no. of warrants	As a % of total no. of shares of the company, assuming full conversion of warrants
Held by Promoter / Promoter Group	0	0.0000	0.0000
Held by public	0	0.0000	0.0000
Total	0	0.0000	0.0000
Total paid-up capital of the company assuming full conversion of warrants and convertible securities			13500562

PBA Infrastructure Ltd.

Roman Singh
Chairman & M.D.



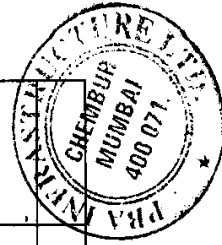
Category code	Category of shareholder	Number of shareholders	Total number of shares	Number of shares held in dematerialised form	Total shareholding as a percentage of total number of		Shares pledged or otherwise encumbered	As a percentage (IX) = (VIII)/(IV)*100
					As a percentage of (A+B) (VI)	As a percentage of (A+B+C) (VII)		
(c)	Qualified Foreign Investors	0	0	0	0.0000	0.0000	-	-
(d)	Any Other							
i	Non Resident Indians (Repatriation)	80	63517	63517	0.4705	0.4705	-	-
ii	Non Resident Indians (Non Repatriation)	19	10135	10135	0.0751	0.0751	-	-
iii	Overseas Bodies Corporate	0	0	0	0.0000	0.0000	-	-
iv	Clearing Member	70	85447	85447	0.6329	0.6329	-	-
v	Directors / Relatives	0	0	0	0.0000	0.0000	-	-
vi	Trusts	0	0	0	0.0000	0.0000	-	-
	Sub Total (B)(2)	13903	4955995	4955989	36.7095	36.7095	-	-
	Total Public Shareholding Public Group	13903	4955995	4955989	36.7095	36.7095	NA	NA
	(B)-(1)+(B)(2)	13914	13500562	13500556	100.0000	100.0000		
	Total (A)+(B)							
(C)	Shares held by custodians and against which Depository Receipts have been issued							
i	Promoter and Promoter group	0	0	0	0.0000	0.0000	0	0.0000
ii	Public	0	0	0	0.0000	0.0000	0	0.0000
	Sub Total (C)	0	0	0	0	0	0	0
	GRAND TOTAL (A)+(B)+(C)	13914	13500562	13500556	100.0000	100.0000	0.0000	0.0000



PBA Infrastructure Ltd.

Shantilal
Chairman & M.D.

Category Code	Category of shareholder	Number of shareholders	Total number of shares	Number of shares held in dematerialised form	Total shareholding as a percentage of total number of		Shares pledged or otherwise encumbered	
					of (A+B) (VI)	percentage of (A+B+C) (VII)	Number of shares (VIII)	As a percentage (IX) = (VIII)/(IV)*100
(A)	Promoter and Promoter Group							
1	Indian							
(a)	Individuals/Hindu Undivided Family	11	8544567	8544567	63.2905	63.2905	5820065	68.1142
(b)	Central Government/State Government(s)	0	0	0	0.0000	0.0000	0	0.0000
(c)	Bodies Corporate	0	0	0	0.0000	0.0000	0	0.0000
(d)	Financial Institutions / Banks	0	0	0	0.0000	0.0000	0	0.0000
(e)	Any Other (specify)	0	0	0	0.0000	0.0000	0	0.0000
	Sub Total (A)(1)	11	8544567	8544567	63.2905	63.2905	5820065	68.1142
2	Foreign							
(a)	Individuals (Non-Resident Individuals/ Foreign Individuals)	0	0	0	0.0000	0.0000	0	0.0000
(b)	Bodies Corporate	0	0	0	0.0000	0.0000	0	0.0000
(c)	Institutions	0	0	0	0.0000	0.0000	0	0.0000
(d)	Qualified Foreign Investors	0	0	0	0.0000	0.0000	0	0.0000
(e)	Any Other (specify)	0	0	0	0.0000	0.0000	0	0.0000
	Sub Total (A)(2)	0	0	0	0.0000	0.0000	0	0.0000
	Total Shareholding of Promoter and Promoter Group (A)=(A)(1)+(A)(2)	11	8544567	8544567	63.2905	63.2905	5820065	68.1142
(B)	Public shareholding							
1	Institutions							
(a)	Mutual Funds/UTI	0	0	0	0.0000	0.0000	0	0.0000
(b)	Financial Institutions / Banks	0	0	0	0.0000	0.0000	0	0.0000
(c)	Central Government/State Government(s)	0	0	0	0.0000	0.0000	0	0.0000
(d)	Venture Capital Funds	0	0	0	0.0000	0.0000	0	0.0000
(e)	Insurance Companies	0	0	0	0.0000	0.0000	0	0.0000
(f)	Foreign Institutional Investors	0	0	0	0.0000	0.0000	0	0.0000
(g)	Foreign Venture Capital Investors	0	0	0	0.0000	0.0000	0	0.0000
(h)	Qualified Foreign Investors	0	0	0	0.0000	0.0000	0	0.0000
(i)	Any Other (specify)	0	0	0	0.0000	0.0000	0	0.0000
	Sub Total (B) (1)	0	0	0	0.0000	0.0000	0	0.0000
2	Non-institutions							
(a)	Bodies Corporate	254	345749	345749	2.5610	2.5610	0	0.0000
(b) (i)	Individuals - shareholders holding nominal share capital up to Rs 1 Lakh	13452	3507528	3507528	25.9806	25.9806	0	0.0000
(ii)	Individual shareholders holding nominal share capital in excess of Rs. 1 Lakh	28	943619	943619	6.9895	6.9895	0	0.0000




PBA Infrastructure Ltd.

Ranvijay Chakraborty
Chairman & M.D.

(I)(b) Statement showing holding of securities (including shares, warrants, convertible securities) of persons belonging to the category "Promoter and Promoter Group"

Sr. No.	Name of the shareholder	Details of Shares held		Encumbered shares		Details of warrants		Details of convertible securities		Total shares (including underlying shares assuming full conversion of warrants and convertible securities) as a % of diluted share capital	
		Number of shares held	As a % of grand total (A)+(B)+(C)	No.	As a percentage (VI)=(V)/(II)*100	As a % of grand total (A)+(B)+(C) of sub-clause (I)(a)	Number of warrants held	As a % total number of warrants of the same class	Number of convertible securities held		As a % total number of convertible securities of the same class
(I)	(II)	(III)	(IV)	(V)	(VI)=(V)/(II)*100	(VII)	(VIII)	(IX)	(X)	(XI)	(XII)
1	RAMLAL ROSHANLAL WADHAWAN (AAPW1851F)	5017785	37.1672	5017785	100.00	37.17	0	0	0	0	37.1672
2	BALKRISHAN WADHAWAN (AAPW1802G)	8022280	5.9426	8022280	100.00	5.94	0	0	0	0	5.9426
3	NARAYAN GANESH THATTE (AADPT7500R)	636720	4.7162	0	0.00	0.00	0	0	0	0	4.7162
4	SUBHASHCHANDRA PRITAMLAL WADHAWAN (AAPW1933C)	603380	4.4693	0	0.00	0.00	0	0	0	0	4.4693
5	NEENA B WADHAWAN (AAPW3331K)	304230	2.2535	0	0.00	0.00	0	0	0	0	2.2535
6	VISHAL BALKRISHAN WADHAWAN (AAPW0531E)	274106	2.0303	0	0.00	0.00	0	0	0	0	2.0303
7	SUNIL RAMLAL WADHAWAN (AAPW3750H)	260676	1.9309	0	0.00	0.00	0	0	0	0	1.9309
8	DEEPAK RAMLAL WADHAWAN (AAPW1852G)	255870	1.8953	0	0.00	0.00	0	0	0	0	1.8953
9	MONICA M TALWAR (AAPW1853H)	250760	1.8574	0	0.00	0.00	0	0	0	0	1.8574
10	VEENA WADHAWAN (AAPW1803H)	138760	1.0278	0	0.00	0.00	0	0	0	0	1.0278
	TOTAL	8544567	63.2905	5820065	52.43	43.11	0	0	0	0	63.2905



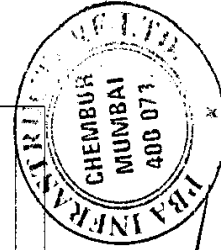
PBA Infrastructure Ltd.
Ram Lal Talwar
 Chairman & M.D.

Statement showing holding of securities (including shares, warrants, convertible securities) of persons belonging to the category "Public" and holding more than 1% of the total number of shares

Sr. No.	Name of the shareholder	Number of shares held	Shares as a percentage of total number of shares [i.e., Grand Total (A)+(B)+(C) indicated in Statement at para (I)(a) above]	Details of warrants		Details of convertible securities		Total shares (including underlying full conversion of warrants and convertible securities) as a % of diluted share capital
				Number of warrants held	As a % total number of warrants of the same class	Number of convertible securities held	% w.r.t total number of convertible securities of the same class	
1		0	0.0000	0	0	0	0	0.0000
2		0	0.0000	0	0	0	0	0.0000
	TOTAL	0	0.0000	0	0	0	0	0.0000

Statement showing holding of securities (including shares, warrants, convertible securities) of persons (together with PAC) belonging to the category "Public" and holding more than 5% of the total number of shares of the company


Sr. No.	Name(s) of the shareholder(s) and the Persons Acting in Concert (PAC) with them	Number of shares	Shares as a percentage of total number of shares [i.e., Grand Total (A)+(B)+(C) indicated in Statement at para (I)(a) above]	Details of warrants		Details of convertible securities		Total shares (including underlying full conversion of warrants and convertible securities) as a % of diluted share capital
				Number of warrants	As a % total number of warrants of the same class	Number of convertible securities held	% w.r.t total number of convertible securities of the same class	
1			0.0000					
	TOTAL	0	0.0000					



PBA Infrastructures Ltd

Pramod Kumar
Chairman & M.D.

<u>(I)(d) Statement showing details of locked-in shares</u>			
Sr. No.	Name of the shareholder	Number of Locked in Shares	Locked-in shares as a percentage of total number of shares {i.e., Grand Total (A)+(B)+(C) indicated in Statement at para (I)(a) above}
1	NIL	NIL	NIL
TOTAL		NIL	NIL



PBA Infrastructure Ltd.

Pravin K. Kulkarni
Chairman & M.D.

(II)(a) Statement showing details of Depository Receipts (DRs)				
Sr. No.	Type of outstanding DR (ADRs, GDRs, SDRs, etc.)	Number of outstanding DRs	Number of shares underlying outstanding DRs	Shares underlying outstanding DRs as a percentage of total number of shares (i.e., Grand Total (A)+(B)+(C) indicated in Statement at para (I)(a) above)
1	NIL	NIL	NIL	NIL
TOTAL				NIL

Director (Finance) ID

Pravin M. Gokhale



Statement showing holding of Depository Receipts (DRs), where underlying shares held by "Promoter/Promoter Group" are in excess of 1% of the total number of shares

(II) (b)

Sr. No.	Name of the DR Holder	Type of outstanding DR (ADRs, GDRs, SDRs, etc.)	Number of shares underlying outstanding DRs	Shares underlying outstanding DRs as a percentage of total number of shares [i.e., Grand Total (A)+(B)+(C) indicated in Statement at para (I)(a) above]
1	NIL	NIL	NIL	NIL
	TOTAL	NIL	NIL	NIL

PBA Infrastructure Ltd.

Pawan Kulkarni
Chairman & M.D.

