


Name of the Company : PCS TECHNOLOGY LTD
 Scrip Code Name of the scrip, class of security :

Quarter ended : 30/06/2014

Partly paid-up shares :-	No. of partly paid-up shares	As a % of total no. of partly paid-up shares	As a % of total no. of shares of the company
Held by promoter/ promoter group		0.00	0.00
Held by public		0.00	0.00
Total	0	0.00	0.00
Outstanding convertible securities	No. of outstanding securities	As a % of total no. of outstanding convertible securities	As a % of total no. of shares of the company, assuming full conversion of the convertible securities
Held by promoter/ promoter group		0.00	0.00
Held by public		0.00	0.00
Total	0	0.00	0.00
Warrants	No. of Warrants	As a % of total no. of Warrants	As a % of total no. of shares of the company, assuming full conversion of warrants
Held by promoter/ promoter group	0	0.00	0.00
Held by public	0	0.00	0.00
Total	0	0.00	0.00
Total paid-up capital of the company, assuming full conversion of warrants convertible securities Total (A+B+C)+ D+E+F)	20950677		100.00



BSE

Statement Showing Shareholding Pattern

Table (I)(a)

Category Code	Category of Shareholder	Number of Shareholders	Total Number Of Shares	Number of Dematerialised form Shares	Total Shareholding as a percentage of total number of shares		Number of Shares Pledged or otherwise encumbered	As a percentage (IX)-(VII)/(IV)+100
					(A+B)	(A+B+C)		
(I)	(II)	(III)	(IV)	(V)	(VI)	(VII)	(VIII)	(IX)
(A) Shareholding of Promoter and Promoter Group²								
1. INDIAN								
(a)	INDIVIDUAL/HUF	5	1750304	1750304	8.3534	8.3534	0	0.00
(b)	CENTRAL / STATE GOVERNMENT(S)	0	0	0	0.0000	0.0000	0	0.00
(c)	BODIES CORPORATE	3	5704679	5704679	27.2291	27.2291	0	0.00
(d)	FINANCIAL INSTITUTIONS / BANKS	0	0	0	0.0000	0.0000	0	0.00
(e)	ANY OTHERS (Specify)	0	0	0	0.0000	0.0000	0	0.00
(f)	DIRECTORS RELATIVES	26	7244812	7243628	34.5803	34.5803	0	0.00
(g)	GROUP COMPANIES	0	0	0	0.0000	0.0000	0	0.00
SUB TOTAL (A)(I) :		34	14659995	14659811	70.1648	70.1648	0	0.00
2. FOREIGN								
(a)	INDIVIDUAL	0	0	0	0.0000	0.0000	0	0.00
(b)	BODIES CORPORATE	0	0	0	0.0000	0.0000	0	0.00
(c)	INSTITUTIONS	0	0	0	0.0000	0.0000	0	0.00
(d)	QUALIFIED FOREIGN INVESTOR	0	0	0	0.0000	0.0000	0	0.00
(e)	ANY OTHERS (Specify)	0	0	0	0.0000	0.0000	0	0.00
SUB TOTAL (A)(2) :		0	0	0	0.0000	0.0000	0	0.00
Total holding for promoters (A)-(A)(I) + (A)(2)		34	14659995	14659811	70.1648	70.1648	0	0.00
(B) Public shareholding								
1. INSTITUTIONS								
(a)	MUTUAL FUNDS / UTI	7	131583	126590	0.6281	0.6281	0	0.00
(b)	FINANCIAL INSTITUTIONS / BANKS	8	995	236	0.0047	0.0047	0	0.00
(c)	CENTRAL / STATE GOVERNMENT(S)	0	0	0	0.0000	0.0000	0	0.00
(d)	VENTURE CAPITAL FUNDS	0	0	0	0.0000	0.0000	0	0.00
(e)	INSURANCE COMPANIES	4	213383	213383	1.0185	1.0185	0	0.00
(f)	FIS	3	700	0	0.0033	0.0033	0	0.00
(g)	FOREIGN VENTURE CAPITAL INVESTORS	0	0	0	0.0000	0.0000	0	0.00

Print Date : 03/07/2014



Statement Showing Shareholding Pattern

Table (I)(a)

Category of Shareholder Code	Number of Shareholders	Total Number of Shares	Number of Shares held in Dematerialised form		Total Shareholding as a percentage of total number of shares		Shares Pledged or otherwise encumbered	As a percentage of (VIII)/(IV) *100
			As a Percentage of (A+B)	As a Percentage of (A+B+C)	As a Percentage of (A+B)	As a Percentage of (A+B+C)		
(I)	(II)	(III)	(IV)	(V)	(VI)	(VII)	(VIII)	(IX) = (VIII)/(IV)

(b) QUALIFIED FOREIGN INVESTOR	0	0	0	0	0.0000	0.0000	0	0.00
(i) ANY OTHERS (Specify)	0	0	0	0	0.0000	0.0000	0	0.00
SUB TOTAL (B)(1) :	22	346661	340309	1,6547	1,6547	1,6547	0	0.00

B.2. Non-institutions

(a) BODIES CORPORATE	210	193775	179562	0.9249	0.9249	0	0.00
(b) INDIVIDUAL							
(i) (CAPITAL UP TO Rs. 1 Lakh)	31240	3631865	2145506	17.3353	17.3353	0	0.00
(ii) (CAPITAL GREATER THAN Rs. 1 Lakh)	29	1912705	1912705	9.1296	9.1296	0	0.00
(c) QUALIFIED FOREIGN INVESTOR	0	0	0	0.0000	0.0000	0	0.00
(d) ANY OTHERS (Specify)							
(i) TRUSTS	0	0	0	0.0000	0.0000	0	0.00
(ii) CLEARING MEMBER	31	31862	31862	0.1521	0.1521	0	0.00
(iii) DIRECTORS RELATIVES	4	748	432	0.0036	0.0036	0	0.00
(iv) EMPLOYEE	0	0	0	0.0000	0.0000	0	0.00
(v) NON RESIDENT INDIANS (NRI)	45	32266	30626	0.1540	0.1540	0	0.00
(vi) OVERSEAS BODIES CORPORATES	1	100800	0	0.4811	0.4811	0	0.00
(vii) UNCLAIMED SUSPENSE ACCOUNT	0	0	0	0.0000	0.0000	0	0.00
SUB TOTAL (B)(2) :	31560	5904021	4300693	28.1806	28.1806	0	0.00

Total Public Shareholding

(B)-(B)(1) + (B)(2)	31582	6250682	4641002	29.8352	29.8352	0	0.00
Total (A) + (B) :	31616	20950677	19339813	100.0000	100.0000	0	0.00

(C) Shares held by Custodians and against which Depository Receipts have been issued


(i) Promoter and Promoter Group	0	0	0	0.0000	0.0000	0	0.00
(ii) Public	0	0	0	0.0000	0.0000	0	0.00
SUB TOTAL (C)(1) :	0	0	0	0.0000	0.0000	0	0.00



Grand Total (A) + (B) + (C) 31616 20850677 19339813 100 100.0000 0 0.00

NOTES :

1) NAME, NUMBER OF SHARES HELD & PERCENTAGE OF ENTITIES / PERSONS HOLDING MORE THAN 1% OF THE TOTAL SHARES OF THE COMPANY IS AS PER ANNEXURE




(1)(b)

Statement showing holding of securities (including shares, warrants, convertible securities) of persons belonging to the category "Promoter and Promoter Group"

Sr No	Name of the Shareholder	Total shares held			Encumbered shares (*)			Details of warrants			Details of convertible securities			Total shares (including underlying shares assuming full conversion of warrants and convertible securities) as a % of diluted share capital
		Number of shares	As a % of grand total (A)+(B)+(C)	Number	As a % of grand total (A)+(B)+(C)	Number of warrants	As a % of total number of warrants of the same class	Number of convertible securities held	As a % of total number of convertible securities of the same class	Number of convertible securities held	As a % of total number of convertible securities of the same class	Total shares		
(I)	(II)	(III)	(IV)	(V)	(VI)=(V)/(III)* 100	(VII)	(VIII)	(IX)	(X)	(XI)	(XII)	(XIII)		
1	RAJRIKANTA G PATNI	2386116	11.3892	0	0.00	0.00	0	0	0	0	0	0		
2	ASHOKA COMPUTER SYSTEMS PRIVATE LIMITED	1901560	9.0764	0	0.00	0.00	0	0	0	0	0	0		
3	PCS FINANCE LIMITED	1901560	9.0764	0	0.00	0.00	0	0	0	0	0	0		
4	PCS CULLINET PRIVATE LIMITED	1901559	9.0764	0	0.00	0.00	0	0	0	0	0	0		
5	SADHANA A PATNI	1652122	7.8858	0	0.00	0.00	0	0	0	0	0	0		
6	VASUNDHARA APOORVA PATNI	1000000	4.7731	0	0.00	0.00	0	0	0	0	0	0		
7	POONAM NARENDRAKUMAR PATNI	601547	2.8713	0	0.00	0.00	0	0	0	0	0	0		
8	GAJENDRAKUMAR S PATNI	579685	2.7669	0	0.00	0.00	0	0	0	0	0	0		
9	ASHOKKUMAR S PATNI	575995	2.7493	0	0.00	0.00	0	0	0	0	0	0		
10	ANIRUDH NARENDRAKUMAR PATNI	559270	2.6695	0	0.00	0.00	0	0	0	0	0	0		
11	APOORVA ASHOK KUMAR PATNI	389676	1.8600	0	0.00	0.00	0	0	0	0	0	0		
12	ARIHANT GAJENDRA KUMAR PATNI	283056	1.3511	0	0.00	0.00	0	0	0	0	0	0		
13	AMIT KUMAR PATNI	261899	1.2501	0	0.00	0.00	0	0	0	0	0	0		
14	RUCHI AMIT KUMAR PATNI	152540	0.7281	0	0.00	0.00	0	0	0	0	0	0		
15	SORHAGMAL PATNI	130936	0.6250	0	0.00	0.00	0	0	0	0	0	0		
16	APOORVA ASHOK KUMAR PATNI	111069	0.5301	0	0.00	0.00	0	0	0	0	0	0		
17	ARIHANT GAJENDRAKUMAR PATNI	101130	0.4827	0	0.00	0.00	0	0	0	0	0	0		
18	NARENDRA KUMAR PATNI	94079	0.4490	0	0.00	0.00	0	0	0	0	0	0		
19	KANCHANBAI S PATNI	60286	0.2878	0	0.00	0.00	0	0	0	0	0	0		
20	SADHANA A PATNI	42814	0.2044	0	0.00	0.00	0	0	0	0	0	0		
21	RAJRIKANTA G PATNI	4965	0.0237	0	0.00	0.00	0	0	0	0	0	0		

Print Date : 03/07/2014

Page 5 of 8




(1)(c)(ii) Statement showing holding of securities (including shares, warrants convertible securities) of persons (together with PAC) belonging to the category "Public" and holding more than 5% of the total number of shares of the company.

SR.NO	Name	Number of shares	Details of warrants		Details of convertible securities		Total shares (including underlying shares assuming full conversion of warrants and convertible securities) as a % of diluted share capital
			Number of warrants held	As a % total number of warrants of the same class	Number of convertible securities held	% w.r.t. total number of convertible securities of the same class	
1		Per	0	0	0	0	0
TOTAL:			0	0	0	0	0

Printed Date: 03/07/2014

(1)(c) Statement showing details of locked-in shares AS ON: 30/06/2014

Sr.No	Name of the shareholder	Number of locked-in shares	Locked-in shares as a percentage of total number of shares (i.e. Grand Total (A)+(B)+(C) indicated in Statement at para (1)(a) above)	Promoter / Promoter Group / Public
1				
TOTAL:				



(ii)(a)

Statement showing details of Depository Receipts (DRs)

Sr.No.	Type of Outstanding DR (ADRs,GDRs,SDRs etc.)	No of Outstanding DRs.	No of Shares underlying outstanding DRs.	Shares underlying outstanding DRs as a Percentage of total number of shares (i.e Grand Total (A)+(B) + (C) Indicated in statement at para(1) (a) above)
1	GDRs			
TOTAL :				

(ii) (b) Statement showing holding of Depository Receipts (DRs) , where
underlying shares held by promoter / promoter group are in excess
of 1% of the total number of shares.

Sr.No	Name of the DR Holder	Type of Outstanding DR (ADRs,GDRs,SDRs etc.)	No of Shares underlying outstanding DRs.	Shares underlying outstanding DRs as a Percentage of total number of shares (i.e Grand Total (A)+(B)+(C) Indicated in statement at Para (1) (a) above)
1				
TOTAL :				

