



PANYAM CEMENTS & MINERAL INDUSTRIES LIMITED

Shareholding Pattern

Introductory sub-table (I)(a)

Scrip Code, Name of the scrip, class of security: **500322, Equity Shares**

Quarter ended: **30-06-2014**

Partly paid-up shares:-	No. of partly paid-up shares	As a % of total no. of partly paid-up shares	As a % of total no. of shares of the company
-------------------------	------------------------------	--	--

Held by promoter/promoter group			0
Held by public			0
Total - D	0		0

Outstanding convertible securities:-	No. of outstanding securities	As a % of total no. of outstanding convertible securities	As a % of total no. of shares of the company, assuming full conversion of the convertible securities
--------------------------------------	-------------------------------	---	--

Held by promoter/promoter group			0
Held by public			0
Total - E	0		0

Warrants:-	No. of warrants	As a % of total no. of warrants	As a % of total no. of shares of the company, assuming full conversion of warrants
------------	-----------------	---------------------------------	--

Held by promoter/promoter group			0
Held by public			0
Total - F	0		0


Total paid-up capital of the company, assuming full conversion of warrants and convertible securities

16018139

Equity shares of Rs. 10/- each

100


For Panyam Cements & Mineral Industries Ltd.


J. Hanumantha Rao
Compliance Officer

Statement Showing Shareholding Pattern of Panyam Cements & Mineral Industries Limited

		Table (I)(a)						
Category code	Category of Shareholder	Number of Shareholders	Total number of shares	Number of shares held in dematerialized form	Total shareholding as a percentage of total number of shares		Shares Pledged or otherwise encumbered	
					As a percentage of(A+B) ¹	As a percentage of (A+B+C)	Number of shares	As a percentage
(I)	(II)	(III)	(IV)	(V)	(VI)	(VII)	(VIII)	(IX)=(VIII)/(IV)*100
(A)	Shareholding of Promoter and							
1	Indian							
(a)	Individuals/ Hindu Undivided Family	11	8304748	8304248	51.85	51.85	8302456	99.97
(b)	Central Government/ State Government(s)				0.00	0.00		
(c)	Bodies Corporate				0.00	0.00		
(d)	Financial Institutions/ Banks				0.00	0.00		
(e)	Any Others(Specify)				0.00	0.00		
(e-i)					0.00	0.00		
(e-ii)					0.00	0.00		
	Sub Total(A)(1)	11	8304748	8304248	51.85	51.85	8302456	99.97
2	Foreign							
a	Individuals (Non-Residents Individuals/ Foreign Individuals)				0.00	0.00		
b	Bodies Corporate				0.00	0.00		
c	Institutions				0.00	0.00		
d	Any Others(Specify)				0.00	0.00		
d-i					0.00	0.00		
d-ii					0.00	0.00		
	Sub Total(A)(2)	0	0	0	0.00	0.00	0	
	Total Shareholding of Promoter and Promoter Group (A)= (A)(1)+(A)(2)	11	8304748	8304248	51.85	51.85	8302456	99.97

For Panyam Cements & Mineral Industries Ltd



J. Hanumantha Rao
Compliance Officer

(B)	Public shareholding							
1	Institutions							
(a)	Mutual Funds/ UTI	4	1150	600	0.01	0.01		
(b)	Financial Institutions / Banks	1	50	50	0.00	0.00		
(c)	Central Government/ State Government(s)	0	0	0	0.00	0.00		
(d)	Venture Capital Funds				0.00	0.00		
(e)	Insurance Companies	3	58110	57260	0.37	0.37		
(f)	Foreign Institutional Investors	4	4269057	4269057	26.65	26.65		
(g)	Foreign Venture Capital Investors				0.00	0.00		
(h)	Any Other (specify)				0.00	0.00		
(h-i)					0.00	0.00		
(h-ii)					0.00	0.00		
	Sub-Total (B)(1)	12	4328367	4326967	27.02	27.02		
B 2	Non-institutions							
(a)	Bodies Corporate	123	205444	123614	1.28	1.28		
(b)	Individuals				0.00	0.00		
I	Individuals -i. Individual shareholders holding nominal share capital up to Rs 1 lakh	7016	1266203	653733	7.90	7.90	601050	47.47
II	ii. Individual shareholders holding nominal share capital in excess of Rs. 1 lakh.	23	1815792	1584942	11.34	11.34	100	0.00
(c)	Any Other (specify)				0.00	0.00		
(c-i)	NRI	8	91906	91596	0.57	0.57		
(c-ii)	Bodies Corporate (Clearing)	15	5679	5679	0.04	0.04		
	Sub-Total (B)(2)	7185	3385024	2459564	21.13	21.13	601150	17.76
(B)	Total Public Shareholding (B)= (B)(1)+(B)(2)	7197	7713391	6786531	48.15	48.15	601150	7.79
	TOTAL (A)+(B)	7208	16018139	15090779	100.00	100.00	8903606	55.58
(C)	Shares held by Custodians and against which Depository Receipts have been issued							
1	Promoter and Promoter Group	0	0	0	0	0.00	0	0.00
2	Public					0.00		
	Sub-Total (C)	0	0	0	0	0	0	0
	GRAND TOTAL (A)+(B)+(C)	7208	16018139	15090779	100.00	100.00	8903606	55.58

For Panyam Cements & Mineral Industries Ltd.

J. Hanumantha Rao
Compliance Officer

(I)(b) Statement showing holding of securities (including shares, warrants, convertible securities) of persons belonging to the category "Promoter and Promoter Group"

Sr. No.	Name of the shareholder	Details of Shares held		Encumbered shares (*)			Details of warrants		Details of convertible securities		Total shares (including underlying shares assuming full conversion of warrants and convertible securities) as a % of diluted share capital
		Number of shares held	As a % of grand total (A)+(B)+(C)	No.	As a percentage	As a % of grand total (A)+(B)+(C) of sub-clause (I)(a)	Number of warrants held	As a % total number of warrants of the same class	Number of convertible securities held	As a % total number of convertible securities of the same class	
(I)	(II)	(III)	(IV)	(V)	(VI)=(V)/(III)*100	(VII)	(VIII)	(IX)	(X)	(XI)	(XII)
1	S.P.Y.Reddy	1681404	10.50	1681404	100.00	10.50					1681404
2	S. Sreedhar Reddy	1717876	10.72	1716084	99.90	10.71					1717876
3	V. Suresh	1843752	11.51	1843752	100.00	11.51					1843752
4	S. Parvathi	921861	5.76	921861	100.00	5.76					921861
5	S. Sujala	1106274	6.91	1106274	100.00	6.91					1106274
6	V. Aravinda Rani	1033081	6.45	1033081	100.00	6.45					1033081
7	Francis Reddy	500	0.00	0	0.00	0.00					500
TOTAL		8304748	51.85	8302456	99.97	51.83	0		0		8304748

(*) The term "encumbrance" has the same meaning as assigned to it in regulation 28(3) of the SAST Regulations, 2011

(I)(c)(i) Statement showing holding of securities (including shares, warrants, convertible securities) of persons belonging to the category “Public” and holding more than 1% of the total number of shares

Sr. No.	Name of the shareholder	Number of shares held	Shares as a percentage of total number of shares {i.e., Grand Total (A)+(B)+(C) indicated in Statement at para (I)(a) above}	Details of warrants		Details of convertible securities		Total shares (including underlying shares assuming full conversion of warrants and convertible securities) as a % of diluted share capital
				Number of warrants held	As a % total number of warrants of the same class	Number of convertible securities held	% w.r.t total number of convertible securities of the same class	
1	Copthal Maurities Investment	1380700	8.62					1380700
2	V. Ramnath	502050	3.13					502050
3	Kali Prasad Sunkara (NRI)	437400	2.73					437400
4	R. K. Prasad Sunkara (NRI)	166135	1.04					166135
TOTAL		2486285	15.52	0				2486285

(I)(c)(ii) Statement showing holding of securities (including shares, warrants, convertible securities) of persons (together with PAC) belonging to the category “Public” and holding more than 5% of the total number of shares of the company

Sr. No.	Name(s) of the shareholder(s) and the Persons Acting in Concert (PAC) with them	Number of shares	Shares as a percentage of total number of shares {i.e., Grand Total (A)+(B)+(C) indicated in Statement at para (I)(a) above}	Details of warrants		Details of convertible securities		Total shares (including underlying shares assuming full conversion of warrants and convertible securities) as a % of diluted share capital
				Number of warrants	As a % total number of warrants of the same class	Number of convertible securities held	% w.r.t total number of convertible securities of the same class	
1	Copthal Maurities Investment Ltd	1380700	8.62	0	0	0	0	1380700
TOTAL		1380700	8.62	0	0	0	0	1380700

(I)(d) Statement showing details of locked-in shares

Sr. No.	Name of the shareholder	Number of locked-in shares	Locked-in shares as a percentage of total number of shares {i.e., Grand Total (A)+(B)+(C) indicated in Statement at para (I)(a) above}
1			
2			
3			
4	Nil		
5			
6			
7			
8			
9			
TOTAL			

(II)(a) Statement showing details of Depository Receipts (DRs)

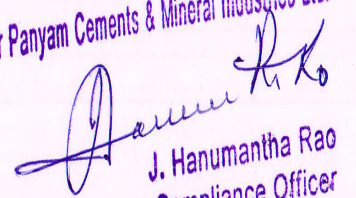
Sr. No.	Type of outstanding DR (ADRs, GDRs, SDRs, etc.)	Number of outstanding DRs	Number of shares underlying outstanding DRs	Shares underlying outstanding DRs as a percentage of total number of shares {i.e., Grand Total (A)+(B)+(C) indicated in Statement at para (I)(a) above}
1				
2				
3		Nil		
4				
5				
6				
7				
8				
9				
TOTAL				

(II)(b) Statement showing holding of Depository Receipts (DRs), where underlying shares held by "promoter/promoter group" are in excess of 1% of the total number of shares

Sr. No.	Name of the DR Holder	Type of outstanding DR (ADRs, GDRs, SDRs, etc.)	Number of shares underlying outstanding DRs	Shares underlying outstanding DRs as a percentage of total number of shares {i.e., Grand Total (A)+(B)+(C) indicated in Statement at para (I)(a) above}
1				
2				
3				
4	---- Nil ----			
5				
6				
7				
8				
9				
TOTAL				

Sr.No	Notes
1	The Company has not issued any Depository Receipts. Hence the statements in II (a) and II (b) are not filled in.
2	
3	
4	
5	
6	
7	
8	
9	

For Panyam Cements & Mineral Industries Ltd.


J. Hanumantha Rao
Compliance Officer