

STATEMENT SHOWING SHAREHOLDING PATTERN


NAME OF THE COMPANY	:	PIONEER EMBROIDERIES LIMITED
SCRIP CODE	:	SCRIP CODE: BSE: 514300
SCRIP CODE	:	SCRIP NAME: NSE: PIONEEREMB
QUARTER ENDED	:	30 TH JUNE, 2014

Category code	Category of shareholder	Number of shareholders	Total number of shares	Number of shares held in dematerialized form	Total Shareholding as a percentage of total number of shares		Shares pledged or other wise encumbered	
					As a Percentage of (A+B) ¹	As a percentage of (A+B+C)	Number of shares	As a percentage
(I)	(II)	(III)	(IV)	(V)	(VI)	(VII)	(VIII)	(IX)=(VI II)/(IV)* 100
(A)	Promoter and Promoter Group ²							
(1)	Indian							
(a)	Individuals/Hindu Undivided Family	05	2100203	2100203	11.87	11.87	1339636	63.79
(b)	Central Government/ State Government(s)	Nil	Nil	Nil	Nil	Nil	Nil	Nil
(c)	Bodies Corporate	02	6481726	6481726	36.62	36.62	103629	1.60
(d)	Financial Institutions/ Banks	Nil	Nil	Nil	Nil	Nil	Nil	Nil
(e)	Any Other (specify)	Nil	Nil	Nil	Nil	Nil	Nil	Nil
	Sub-Total(A)(1)	07	8581929	8581929	48.49	48.49	1443265	16.82
(2)	Foreign							

¹ For determining public shareholding for the purpose of Clause 40A.

² For definitions of "Promoter" and "Promoter Group", refer to clause 40A.

Contd...2...



PIONEER EMBROIDERIES LIMITED

.... a stitch ahead of time

Corp. Off.: Unit No 21 to 25, 2nd Floor Orient House, 3-A Udyog Nagar, Off S. V. Road, Goregaon (West), Mumbai - 400062
 Tel.: 022-4223 2323 • Fax : 022-4223 2313 • E-mail : mumbai@pelhakoba.com • Website : www.pelhakoba.com

Regd. Off.: 101-B, Abhishek Premises, Plot No. C 5-6, Dalia Industrial Estate, Off New Link Road, Andheri (West), Mumbai - 400 058. CIN:- L17291MH1991PLC063752

hakoba


Embroidery beyond *your* imagination

:: 2 ::

Category code	Category of Shareholder	Number of shareholders	Total number of shares	Number of shares held in dematerialized form	Total Shareholding as a percentage of total number of shares		Shares pledged or otherwise encumbered	
					As a Percentage of (A+B) ¹	As a percentage of (A+B+C)	Number of shares	As a percentage
(I)	(II)	(III)	(IV)	(V)	(VI)	(VII)	(VIII)	(IX)=(VIII)/(IV)*100
(a)	Individuals (Non-Resident Individuals/ foreign individuals)	Nil	Nil	Nil	Nil	Nil	--	--
(b)	Bodies Corporate	Nil	Nil	Nil	Nil	Nil	--	--
(c)	Institutions	Nil	Nil	Nil	Nil	Nil	--	--
(d)	Any Other (specify)	Nil	Nil	Nil	Nil	Nil	--	--
	Sub-Total (A)(2)	Nil	Nil	Nil	Nil	Nil	--	--
	Total Shareholding of Promoter and Promoter Group (A) = (A)(1)+(A)(2)	07	8581929	8581929	48.49	48.49	1443265	16.82
(B)	Public Shareholding³						NA	NA
(1)	Institutions						NA	NA
(a)	Mutual Funds/UTI	02	900	300	0.00	0.00	--	--
(b)	Financial Institutions/ Banks	--	--	--	--	--	--	--
(c)	Central Government/State Government(s)	--	--	--	--	--	--	--
(d)	Venture Capital Funds	--	--	--	--	--	--	--
(e)	Insurance Companies	02	999594	999594	5.65	5.65	--	--
(f)	Foreign Institutional Investors	-	-	-	-	-	--	--
(g)	Foreign Venture Capital Investors	--	--	--	--	--	--	--
(h)	Any Other (specify)							
(h-i)	--	--	--	--	--	--	--	--
(h-ii)	--	--	--	--	--	--	--	--

¹ For definitions of "Public Shareholding", refer to clause 40A.

Contd...3...



1311

Category code	Category of Shareholder	Number of shareholders	Total number of shares	Number of shares held in dematerialized form	Total Shareholding as a percentage of total number of shares		Shares pledged or otherwise encumbered	
					As a Percentage of (A+B) ¹	As a percentage	Number of shares	As a percentage
(I)	(II)	(III)	(IV)	(V)	(VI)	(VII)	(VIII)	(IX)=(VIII)/(IV)*100
	Sub-Total (B) (1)	04	1000494	999894	5.65	5.65	--	--
B 2	Non-institutions							
(a)	Bodies Corporate	260	1829824	1822192	10.34	10.34	--	--
(b)	Individual	20545	3817554	3541936	21.57	21.57		
	i) Individual shareholders holding nominal share Capital up to Rs.1 lakh						--	--
	ii) Individual shareholders holding nominal shares capital in excess of Rs.1 lakh	48	2179916	2179916	12.32	12.32		
(c)	Any Other (specify)							
(c-i)	Non Resident Indian	453	187462	104167	1.06	1.06	--	--
(c-ii)	Clearing Members	54	81714	81714	0.46	0.46	--	--
(c-iii)	Directors & their relatives	03	3251	2501	0.02	0.02	--	--
(c-iv)	Trust	04	16950	16950	0.09	0.09		
	Sub-Total (B) (2)	21367	8116671	7749376	45.86	45.86	--	--
	Total Public shareholding (B) = (B)(1)+(B)(2)	21371	9117165	8749270	51.51	51.51	--	--
	TOTAL (A)+(B)	21378	17699094	17331199	100.00	100.00	1443265	8.15
(C)	Shares held by Custodians and against which Depository Receipts have been issued	--	--	--	--	--	--	--
1	Promoter and Promoter Group	---	---	---	---	---	---	---
2	Public	--	--	--	--	--	--	--
	Sub-Total (C)	--	--	--	--	--	--	--
	GRAND TOTAL (A)+(B)+(C)	21378	17699094	17331199	100	100	1443265	8.15

Contd...4...



:4:
Introductory sub-table (I)(a)

Name of the Company :	PIONEER EMBROIDERIES LIMITED
Scrip Code: BSE: 514300 Scrip Name: NSE: PIONEEREMB	QUARTER ENDED : 30TH JUNE, 2014
Class of Security :	EQUITY SHARES

Partly paid-up shares	No. of partly paid-up shares	As a % of total no. of partly paid-up shares	As a % of total no. of shares of the Company
Held by promoter/promoters group	Nil	Nil	Nil
Held by public	Nil	Nil	Nil
Total-D	Nil	Nil	Nil
Outstanding convertible securities:-	No. of outstanding convertible securities	As a % of total No. of outstanding convertible securities	As a % of total no. of shares of the company, assuming full conversion of the convertible securities
Held by promoter/promoter group	Nil	Nil	Nil
Held by public	Nil	Nil	Nil
Total-E	Nil	Nil	Nil
Warrants:-	No. of warrants	As a % of total no. of warrants	As a % of total no. of shares of the company, assuming full conversion of warrants
Held by promoter/ promoter group	Nil	Nil	Nil
Held by public		Nil	Nil
Total-F	Nil	Nil	Nil
Total paid-up capital of the company assuming full conversion of warrants and convertible securities	Nil		


Contd...5,...



(1)(b) Statement showing holding of securities (including shares, warrants, convertible securities) of persons belonging to the category "Promoter and Promoter Group"

Sr. No.	Name of the shareholder	Details of Shares held			Encumbered shares (*)			Details of warrants			Details of convertible securities		Total shares (including underlying shares assuming full conversion of warrants and convertible securities) as a % of diluted share capital
		Number of shares held	As a % of grand total (A)+(B)+(C)	No.	As a percentage (VI)=(V)/ (III)*100	As a % of grand total (A)+(B)+(C) of sub-clause (I)(a)	Number of warrants held	As a % of total number of warrants of the same class	Number of convertible securities held	As a % of total number of convertible securities of the same class			
(I)	(II)	(III)	(IV)	(V)	(VI)=(V)/ (III)*100	(VII)	(VIII)	(IX)	(X)	(XI)	(XII)		
1.	Raj Kumar Sekhani	2045718	11.56	1339636	65.48	7.57	Nil	Nil	Nil	Nil	11.56		
2.	Bimla Devi Sekhani	20485	0.12	0	0.00	Nil	Nil	Nil	Nil	Nil	0.12		
3.	Ashok Kumar Sekhani	20000	0.11	0	0.00	Nil	Nil	Nil	Nil	Nil	0.11		
4.	Manak Chand Baid* Jt. Raj Kumar Sekhani	14000	0.08	0	0.00	Nil	Nil	Nil	Nil	Nil	0.08		
5.	Pioneer E-Com Fashions Limited	6481726	36.62	103629	1.60	0.58	Nil	Nil	Nil	Nil	36.62		
	TOTAL	8581929	48.49	1443265	16.82	8.15	Nil	Nil	Nil	Nil	48.49		

* Mr. Manak Chand Baid has sold 15,02,800 shares in the Company to Mr. Raj Kumar Sekhani on 17.09.2004 as per agreement dt. 17.09.2004. These shares have been transferred in the joint name of Mr. Manak Chand Baid and Mr. Raj Kumar Sekhani and are under the control of the Escrow Agent as per the term & conditions of the Agreement 24,79,574 equity shares (including Bonus) have been transferred from Mr. Manak Chand Baid to Mr. Raj Kumar Sekhani as on 30th June, 2014.



(1) (c) (i) Statement showing holding of securities (including shares, warrants, convertible securities) of persons belonging to the category "Public" and holding more than 1% of the total number of shares

Sr. No.	Name of the shareholder	Number of shares held	Shares as a percentage of total number of shares i.e., Grand Total (A)+(B)+(C) indicated in Statement at para (J)(a) above]	Details of warrants		Details of convertible securities		Total shares (including underlying shares assuming full conversion of warrants and convertible securities) as a % of diluted share capital
				Number of warrants held	As a % total number of warrants of the same class	Number of convertible securities held	% w.r.t total number of convertible securities of the same class	
1.	General Insurance Corporation of India	500000	2.82	Nil	Nil	Nil	Nil	2.82
2.	United India Insurance Company Limited	499594	2.82	Nil	Nil	Nil	Nil	2.82
3.	Zigma Capital Finance Pvt. Ltd	487662	2.76	Nil	Nil	Nil	Nil	2.76
4.	Guinness Securities Limited	438768	2.48	Nil	Nil	Nil	Nil	2.46
5.	Javesh Nagji Nissar	268235	1.52	Nil	Nil	Nil	Nil	1.52
6.	Sunita Bhagchandka	232757	1.31	Nil	Nil	Nil	Nil	1.31
7.	Archana Salil Maroo	180047	1.02	Nil	Nil	Nil	Nil	1.02
	TOTAL	26,07,063	14.73	Nil	Nil	Nil	Nil	14.73

Contd...7...




PIONEER GROUP



(1)(c)(ii) Statement showing holding of securities (including shares, warrants, convertible securities) of persons (together with PAC) belonging to the category "Public" and holding more than 5% of the total number of shares of the company

Sr. No.	Name(s) of the shareholder(s) and the Persons Acting in Concert (PAC) with them	Number of shares	Shares as a percentage of total number of shares (i.e., Grand Total (A)+(B)+(C) indicated in Statement at para (1)(a) above)	Details of warrants		Details of convertible securities		Total shares (including underlying shares assuming full conversion of warrants and convertible securities) as a % of diluted share capital
				Number of warrants	As a % total number of warrants of the same class	Number of convertible securities held	% w.r.t total number of convertible securities of the same class	
1	Nil	Nil	Nil	Nil	Nil	Nil	Nil	Nil
	TOTAL	Nil	Nil	Nil	Nil	Nil	Nil	Nil

Contd...8...



(I) (d) Statement showing details of locked-in shares

Sr. No	Name of the shareholder	Number of locked-in shares	Locked-in Shares as a percentage of total number of shares [i.e. Grand Total (A)+(B)+(C) indicated in statement at para (I)(a) above]
1.	Nil	Nil	Nil
TOTAL		Nil	Nil

(II) (a) Statement showing details of Depository Receipts (DRs)

Sr. No.	Type of outstanding DR (ADRs, GDRs, SDRs, etc.)	Number Of outstanding DRs	Number of shares underlying outstanding DRs	Shares underlying outstanding DRs as a percentage of total number of shares [i.e. Grand Total (A)+(B)+(C) indicated in statement at para (I)(a) above]
1.	Nil	Nil	Nil	Nil
TOTAL		Nil	Nil	Nil

(II) (b) Statement showing Holding of Depository Receipts (DRs) where underlying shares are in excess of 1% of the total number of shares

Sr. No.	Name of the DR Holder	Type Of Outstanding DR (ADRs, GDRs, SDRs, etc.)	Number of shares underlying outstanding DRs	Shares underlying outstanding DRs as a percentage of total number of shares [i.e. Grand Total (A)+(B)+(C) indicated in Statement at para (I)(a) above]
1.	Nil	Nil	Nil	Nil
TOTAL		Nil	Nil	Nil

For PIONEER EMBROIDERIES LIMITED

COMPLIANCE OFFICER

