



Introductory sub-table (I)(a)

Name of the Company: PLASTIBLENDS INDIA LIMITED			
Scrip Code, Name of the scrip, class of security: 523648, PLASTIBLEN, EQUITY			
Quarter ended: 30.06.2014			
Partly paid-up shares:-	No. of partly paid-up shares	As a % of total no. of partly paid-up shares	As a % of total no. of shares of the company
Held by promoter/promoter group		#DIV/0!	0
Held by public		#DIV/0!	0
Total	0	#DIV/0!	0
Outstanding convertible securities:- No. of outstanding securities		As a % of total no. of outstanding convertible securities	As a % of total no. of shares of the company, assuming full conversion of the convertible securities
Held by promoter/promoter group		#DIV/0!	0
Held by public		#DIV/0!	0
Total	0	#DIV/0!	0
Warrants:-	No. of warrants	As a % of total no. of warrants	As a % of total no. of shares of the company, assuming full conversion of warrants
Held by promoter/promoter group		#DIV/0!	0
Held by public		#DIV/0!	0
Total	0	#DIV/0!	0
Total paid-up capital of the company, assuming full conversion of warrants and convertible securities		12994600	




Statement Showing Shareholding Pattern

Category code	Category of Shareholder	Number of Shareholders	Table (I)(a)		Total shareholding as a percentage of total number of shares		Shares Pledged or otherwise encumbered		
			Total number of shares	Number of shares held in dematerialized form	As a percentage of (A+B) ¹	As a percentage of (A+B+C)	Number of shares	As a percentage	
			(IV)	(V)	(VI)	(VII)	(VIII)	(IX) = (VIII)/(IV)*100	
(A)	Shareholding of Promoter and								
1	Indian								
(a)	Individuals/ Hindu Undivided Family								
		7	4735464	4735464	36.44	36.44			0.00
(b)	Central Government/ State Government(s)	0	0	0	0.00	0.00			#DIV/0!
(c)	Bodies Corporate	2	3280610	3280610	25.25	25.25			0.00
(d)	Financial Institutions/ Banks	0	0	0	0.00	0.00			#DIV/0!
(e)	Any Others(Specify)	0	0	0	0.00	0.00			#DIV/0!
(e-i)					0.00	0.00			#DIV/0!
(e-ii)					0.00	0.00			#DIV/0!
	Sub Total(A)(1)	9	8016074	8016074	61.69	61.69	0		0.00
2	Foreign								
a	Individuals (Non-Residents Individuals/ Foreign Individuals)	0	0	0	0.00	0.00			#DIV/0!



b	Bodies Corporate	0	0	0	0.00	0.00		#DIV/0!
c	Institutions	0	0	0	0.00	0.00		#DIV/0!
d	Qualified Foreign Investor	0	0	0	0.00	0.00		#DIV/0!
e	Any Others(Specify)	0	0	0	0.00	0.00		#DIV/0!
e-i					0.00	0.00		#DIV/0!
e-ii								
	Sub Total(A)(2)	0	0	0	0.00	0.00	0	#DIV/0!
	Total Shareholding of Promoter and	9	8016074	8016074	61.69	61.69	0	0.00
(B)	Public shareholding							
1	Institutions							
(a)	Mutual Funds/ UTI	1	3400	0	0.03	0.03		
(b)	Financial Institutions Banks	1	800	0	0.01	0.01		
(c)	Central Government/ State Government(s)	0	0	0	0.00	0.00		
(d)	Venture Capital Funds	0	0	0	0.00	0.00		
(e)	Insurance Companies	0	0	0	0.00	0.00		
(f)	Foreign Institutional Investors	1	229800	0	1.77	1.77		
(g)	Foreign Venture Capital Investors	0	0	0	0.00	0.00		
(h)	Qualified Foreign Investor	0	0	0	0.00	0.00		
(i)	Any Other (specify)				0.00	0.00		
(i-i)					0.00	0.00		
(i-ii)								
	Sub-Total (B)(1)	3	234000	0	1.80	1.80		
B 2	Non-institutions							
(a)	Bodies Corporate	129	459224	458824	3.53	3.53		
(b)	Individuals				0.00	0.00		




I	Individuals -i. Individual shareholders holding nominal share capital up to Rs 1 lakh	6407	2769433	2126807	21.31	21.31		
II	ii. Individual shareholders holding nominal share capital in excess of Rs. 1 lakh.	42	1198735	1108735	9.22	9.22		
(c)	Qualified Foreign Investor				0.00	0.00		
(d)	Any Other (specify)				0.00	0.00		
(d-i)	Clearing Members	56	76352	76352	0.59	0.59		
(d-ii)	Non-resident Indians	73	240782	240382	1.85	1.85		
	Sub-Total (B)(2)	6707	4744526	4011100	36.51	36.51		
(B)	Total Public Shareholding (B)= (B)(1)+(B)(2)	6710	4978526	4011100	38.31	38.31		
	TOTAL (A)+(B)	6719	12994600	12027174	100.00	100.00		
(C)	Shares held by Custodians and against which Depository Receipts have been issued							
1	Promoter and Promoter Group					0.00		#DIV/0!
2	Public					0.00		
	Sub-Total (C)	0	0	0		0	0	
	GRAND TOTAL (A)+(B)+(C)	6719	12994600	12027174		100.00	0	0.00



(I)(b) Statement showing holding of securities (including shares, warrants, convertible securities) of persons belonging to the category "Promoter and Promoter Group"


Sr. No.	Name of the shareholder	Details of Shares held		Encumbered shares (*)			Details of warrants		Details of convertible securities		Total shares (including underlying shares assuming full conversion of warrants and convertible securities) as a % of diluted share capital
		Number of shares held	As a % of grand total (A) + (B) + (C)	No.	As a percentage	As a % of grand total (A)+(B)+(C) of sub-clause (I)(a)	Number of warrants held	As a % total number of warrants of the same class	Number of convertible securities held	As a % total number of convertible securities of the same class	
(i)	(ii)	(iii)	(iv)	(v)	(vi)=(v)/(iii)*100	(vii)	(viii)	(ix)	(x)	(xi)	(xii)
1	Kabra Extrusionstechnik Ltd.	1917781	14.76	0	0.00	0.00	0	#DIV/0!	0	#DIV/0!	
2	Kolsite Corporation LLP	1362829	10.49	0	0.00	0.00	0	#DIV/0!	0	#DIV/0!	
3	Varun Satyanarayan Kabra	1305204	10.04	0	0.00	0.00	0	#DIV/0!	0	#DIV/0!	
4	Anand Shreevallabh Kabra	1263924	9.73	0	0.00	0.00	0	#DIV/0!	0	#DIV/0!	
5	Shreevallabh Gopilal Kabra	679836	5.23	0	0.00	0.00	0	#DIV/0!	0	#DIV/0!	
6	Satyanarayan Gopilal Kabra	598928	4.61	0	0.00	0.00	0	#DIV/0!	0	#DIV/0!	
7	Saritadevi Satyanarayan Kabra	463600	3.57	0	0.00	0.00	0	#DIV/0!	0	#DIV/0!	
8	Veenadevi Shreevallabh Kabra	373172	2.87	0	0.00	0.00	0	#DIV/0!	0	#DIV/0!	
9	Ekta Anand Kabra	50800	0.39	0	0.00	0.00	0	#DIV/0!	0	#DIV/0!	
	TOTAL	8016074	61.69	0	0.00	0.00	0	#DIV/0!	0	#DIV/0!	0

(*) The term "encumbrance" has the same meaning as assigned to it in regulation 28(3) of the SAST Regulations, 2011



(I)(c)(ii) Statement showing holding of securities (including shares, warrants, convertible securities) of persons (together with PAC) belonging to the category "Public" and holding more than 5% of the total number of shares of the company

Sr. No.	Name(s) of the shareholder(s) and the Persons Acting in Concert (PAC) with them	Number of shares	Shares as a percentage of total number of shares {i.e., Grand Total (A)+(B)+(C) indicated in Statement at para (I)(a) above}	Details of warrants		Details of convertible securities		Total shares (including underlying shares assuming full conversion of warrants and convertible securities) as a % of diluted share capital
				Number of warrants	As a % total number of warrants of the same class	Number of convertible securities held	% w.r.t total number of convertible securities of the same class	
1			0.00	0	#DIV/0!	0	#DIV/0!	
2			0.00		#DIV/0!		#D:V/0!	
3			0.00		#DIV/0!		#DIV/0!	
4			0.00		#DIV/0!		#DIV/0!	
5			0.00		#DIV/0!		#DIV/0!	
6			0.00		#DIV/0!		#DIV/0!	
7			0.00		#DIV/0!		#DIV/0!	
8			0.00		#DIV/0!		#DIV/0!	
9			0.00		#DIV/0!		#DIV/0!	
10			0.00		#DIV/0!		#DIV/0!	
TOTAL		0	0.00	0	#DIV/0!	0	#DIV/0!	0



(I)(d) Statement showing details of locked-in shares

Sr. No.	Name of the shareholder	Number of locked-in shares	Locked-in shares as a percentage of total number of shares {i.e., Grand Total (A)+(B)+(C) indicated in Statement at para (I)(a) above}
1			0.00
2			0.00
3			0.00
4			0.00
5			0.00
6			0.00
7			0.00
8			0.00
9			0.00
TOTAL		0	0.00



(II)(a) Statement showing details of Depository Receipts (DRs)

Sr. No.	Type of outstanding DR (ADRs, GDRs, SDRs, etc.)	Number of outstanding DRs	Number of shares underlying outstanding DRs	Shares underlying outstanding DRs as a percentage of total number of shares {i.e., Grand Total (A)+(B)+(C) indicated in Statement at para (I)(a) above}
1				0.00
2				0.00
3				0.00
4				0.00
5				0.00
6				0.00
7				0.00
8				0.00
9				0.00
TOTAL		0	0	0.00

